

BT

JIS MAS 403 / B6339

PRECISION TOOL HOLDERS SYSTEM

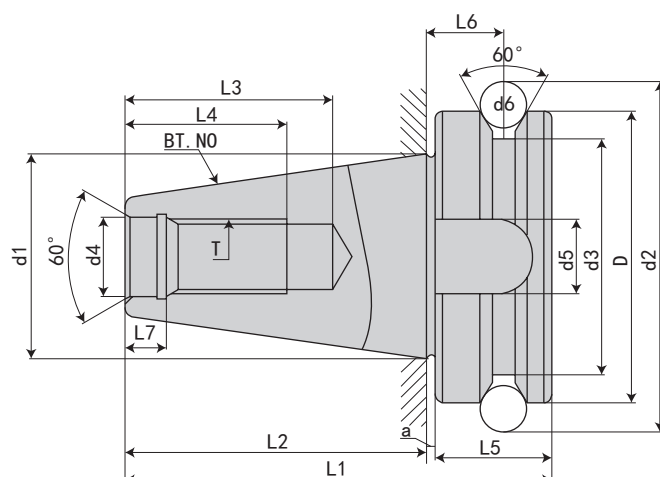


BT 数控刀柄系列

CNC TOOL SYSTEMS

·参考资料

REFERENCE DETAILS



规格 Model	D h8	d1	d2	d3	d4 H8	d5 H12	d6	L1	L2 ±0.2	L3 Min	L4 Min	L5	a ±0.4	T 6H
BT30	46	31.75	56.14	38	12.5	16.1	8	70.4	48.4	34	24	20	2	M12*1.75P
BT40	63	44.45	75.679	53	17	16.1	10	92.4	65.4	70	30	25	2	M16*2.0P
BT50	100	69.85	119.02	83	25	25.7	15	139.8	101.8	90	45	35	3	M24*3.0P

特点:

- ◎锥度精度: <AT3
- ◎基本材质: JIS-SCM415 or JIS SNCM220 or JIS SNCM439
- ◎硬度: HRC56°~58° 渗碳深度 >0.8mm
- ◎真圆度: <0.8um
- ◎表面粗糙度: Ra<0.5um
- ◎刀柄本体可另外指定: 通过 V 型法兰端出水规格 (DIN-69871-AD+B)
- ◎ ER、EOC、FMA、FMB、MLC、MLD、MLT、SCK、SFC、SKS、SLN (DIN、FID、JIS)、SOM、TG 皆符合: 通过刀柄本体中心出水规格 (DIN-69871-AD)
- ◎刀柄有预设标准动平衡 G6.3, 可另外指定精密动平衡 G2.5
- ◎本体规范: JIS MAS 403 及 B6339

Features:

- ◎ Taper tolerance<AT3
- ◎ Basic Material:JIS-SCM415
- ◎ Hardness>HRC 56° Carbon depth>0.8mm
- ◎ Roundness<0.8um
- ◎ Surface roughness:Ra<0.5um
- ◎ If it is suitable for center coolant standard(DIN-69871-AD or B),it can be ordered
- ◎ ER、EOC、FMA、FMB、MLC、MLD、MLT、SCK、SFC、SKS、SLN(DIN、FID、JIS)、SOM、TG Are in compliance with:Water through the chuck body center type(DIN-69871-AD)
- ◎ The shank has pre-balance at G6.3,and can provide percision balance at G2.5,made by request
- ◎ Shank body standard:JIS MAS 403 and B6339

·BT30-PHC 液压刀柄

BT30-PHC HYDRAULIC TOOL HOLDER



FIG.1

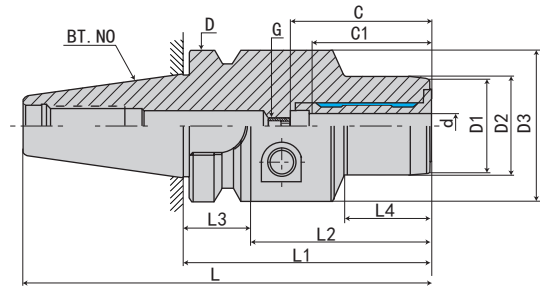
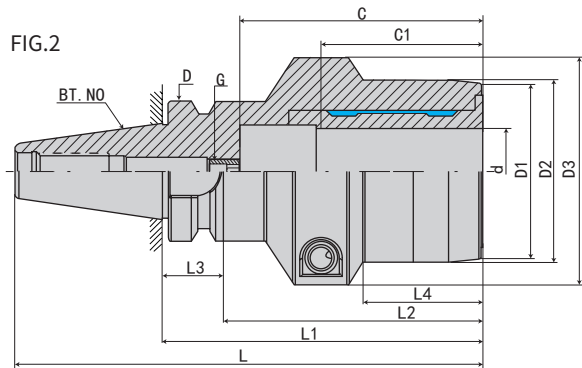


FIG.2



型号 Model	L	L1	L2	L3	L4	D	D1	D2	D3	d	最大插入深度 C Max. insertion depth	最少插入深度 C1 Min insertion depth	G	FIG	重量 KGS
BT30-PHC03 - 60	108.4	60	38	22	28	46	20	23	45	3	*	18	*	1	0.75
-PHC3.175-60	108.4	60	38	22	28	46	20	23	45	3.175	*	18	*	1	0.75
-PHC04- 60	108.4	60	38	22	28	46	21	24	45	4	*	24	*	1	0.75
-PHC05- 60	108.4	60	38	22	28	46	22	25	45	5	*	26	*	1	0.75
-PHC06- 70	118.4	70	48	22	28	46	23	26	45	6	37	27	M5*0.8P	1	0.8
-PHC08- 70	118.4	70	48	22	28	46	25	28	45	8	37	27	M6*1.0P	1	0.85
-PHC10- 75	123.4	75	53	22	36	46	27	30	45	10	41	31	M8*1.0P	1	0.85
-PHC12- 75	123.4	75	53	22	36	46	29	32	45	12	46	36	M10*1.0P	1	0.85
-PHC14- 85	133.4	85	63	22	44	46	31	34	45	14	46	36	M10*1.0P	1	0.95
-PHC16- 90	138.4	90	68	22	48	46	35	38	45	16	52	39	M12*1.0P	1	1.05
-PHC18- 90	138.4	90	68	22	48	46	37	40	45	18	52	39	M12*1.0P	1	1.1
-PHC20- 90	138.4	90	68	22	48	46	39	42	45	20	52	41	M16*1.0P	1	1.15
-PHC25-105	153.4	105	83	22	44	46	52	55	63	25	80	47	M16*1.0P	2	1.65
-PHC32-105	153.4	105	83	22	39	46	57	60	68	32	80	51	M16*1.0P	2	1.8

规格说明:

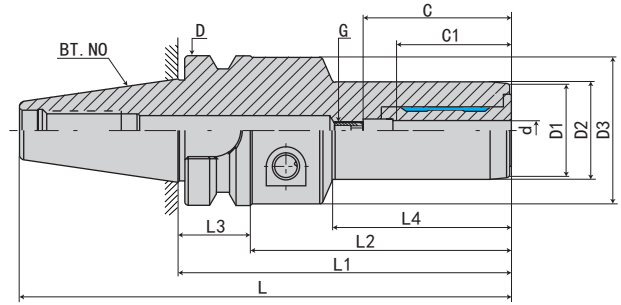
BT30 - PHC - 03 - 60

- L1 长度 Length (L1)
- 刀杆直径 Diameter
- 功能代号 Holder type
- 锥柄形式 Taper size

 E
 BT SHANK SYSTEMS
 BT 刀柄系列

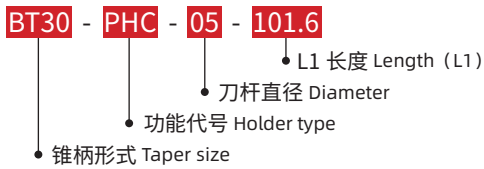
·BT30-PHC 液压刀柄

BT30-PHC HYDRAULIC TOOL HOLDER



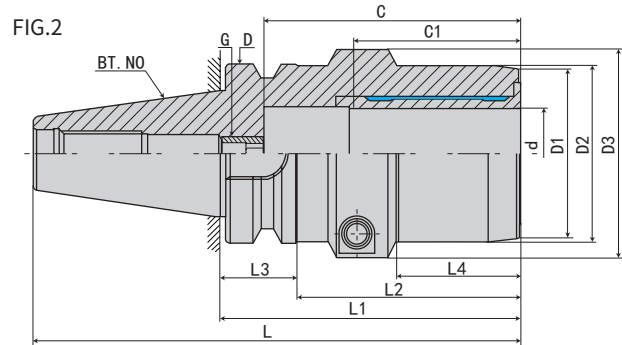
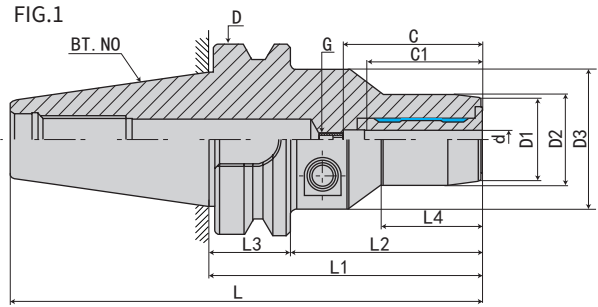
型号 Model	L	L1	L2	L3	L4	D	D1	D2	D3	d	最大插入深度 C Max. insertion depth	最少插入深度 C1 Min insertion depth	G	重量 KGS
BT30-PHC05-101.6	150	101.6	79.6	22	54.5	46	22	25	45	5	*	26	*	2
-PHC06-101.6	150	101.6	79.6	22	54.5	46	22.2	26	45	6	37	27	M5*0.8P	2
-PHC08-101.6	150	101.6	79.6	22	54.5	46	22.2	26	45	8	37	27	M6*1.0P	2
-PHC10-101.6	150	101.6	79.6	22	55.7	46	26	30	45	10	41	31	M8*1.0P	2
-PHC12-101.6	150	101.6	79.6	22	56.2	46	26	32	45	12	46	36	M10*1.0P	2
-PHC14-101.6	150	101.6	79.6	22	57	46	30	36	45	14	46	36	M10*1.0P	2
-PHC16-101.6	150	101.6	79.6	22	57	46	32	38	45	16	49	39	M12*1.0P	2
-PHC18-101.6	150	101.6	79.6	22	58	46	34	40	45	18	49	39	M12*1.0P	2
-PHC20-101.6	150	101.6	79.6	22	59.5	46	36	42	45	20	51	41	M16*1.0P	2

规格说明:



·BT40-PHC 液压刀柄

BT40-PHC HYDRAULIC TOOL HOLDER



型号 Model	L	L1	L2	L3	L4	D	D1	D2	D3	d	最大插入深度 C Max. insertion depth	最少插入深度 C1 Min insertion depth	G	FIG	重量 KGS
BT40-PHC03-75	140.4	75	48	27	26	63	20	23	50	3	*	18	*	1	1.28
-90	155.4	90	63	27	29	63	20	23	50	3	*	18	*	1	1.38
-PHC3.175-75	140.4	75	48	27	26	63	20	23	50	3.175	*	18	*	1	1.28
-90	155.4	90	63	27	29	63	20	23	50	3.175	*	18	*	1	1.38
-PHC04-75	140.4	75	48	27	26	63	21	24	50	4	*	24	*	1	1.28
-90	155.4	90	63	27	29	63	21	24	50	4	*	24	*	1	1.38
-PHC05-75	140.4	75	48	27	26	63	22	25	50	5	*	26	*	1	1.3
-90	155.4	90	63	27	29	63	22	25	50	5	*	26	*	1	1.4
-PHC06-75	140.4	75	48	27	26	63	23	26	50	6	37	27	M5*0.8P	1	1.32
-90	155.4	90	63	27	29	63	23	26	50	6	37	27	M5*0.8P	1	1.41
-PHC08-75	140.4	75	48	27	26	63	25	28	50	8	37	27	M6*1.0P	1	1.36
-90	155.4	90	63	27	30	63	25	28	50	8	37	27	M6*1.0P	1	1.46
-PHC10-75	140.4	75	48	27	26	63	27	30	50	10	41	31	M8*1.0P	1	1.43
-90	155.4	90	63	27	35	63	27	30	50	10	41	31	M8*1.0P	1	1.57
-PHC12-75	140.4	75	48	27	26	63	29	32	50	12	46	36	M10*1.0P	1	1.46
-90	155.4	90	63	27	40	63	29	32	50	12	46	36	M10*1.0P	1	1.62
-PHC14-75	140.4	75	48	27	26	63	31	34	50	14	46	36	M10*1.0P	1	1.48
-90	155.4	90	63	27	40	63	31	34	50	14	46	36	M10*1.0P	1	1.68
-PHC16-75	140.4	75	48	27	26	63	35	38	50	16	75	39	M12*1.0P	1	1.51
-90	155.4	90	63	27	45	63	35	38	50	16	75	39	M12*1.0P	1	1.7
-PHC18-75	140.4	75	48	27	26	63	37	40	50	18	75	39	M12*1.0P	1	1.51
-90	155.4	90	63	27	46	63	37	40	50	18	75	39	M12*1.0P	1	1.7
-PHC20-75	140.4	75	48	27	26	63	39	42	50	20	80	41	M16*1.0P	1	1.52
-90	155.4	90	63	27	47	63	39	42	50	20	80	41	M16*1.0P	1	1.75
-PHC25-105	170.4	105	78	27	50	63	52	55	63	25	80	47	M16*1.0P	1	2.05
-PHC32-105	170.4	105	78	27	48	63	60	63	73	32	90	51	M16*1.0P	2	2.34
-PHC40-120	185.4	120	93	27		63				40	90		M16*1.0P	2	3
-PHC42-120	185.4	120	93	27		63				42	90		M16*1.0P	2	3

规格说明:

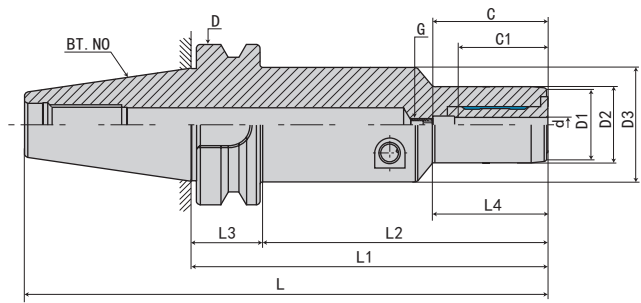
BT40 - PHC - 03 - 75

- L1 长度 Length (L1)
- 刀杆直径 Diameter
- 功能代号 Holder type
- 锥柄形式 Taper size

 E
 BT SHANK SYSTEMS
 BT 刀柄系列

·BT40-PHC 液压刀柄

BT40-PHC HYDRAULIC TOOL HOLDER



型号 Model	L	L1	L2	L3	L4	D	D1	D2	D3	d	最大插入深度 C Max. insertion depth	最少插入深度 C1 Min insertion depth	G	重量 KGS
BT40-PHC05-140	205.4	140	113	27	43	63	22	25	45	5	*	26	*	2.1
-PHC06-140	205.4	140	113	27	43	63	23	26	45	6	37	27	M5*0.8P	2.1
-PHC08-140	205.4	140	113	27	44	63	25	28	45	8	37	27	M6*1.0P	2.1
-PHC10-140	205.4	140	113	27	44	63	27	30	45	10	41	31	M8*1.0P	2.1
-PHC12-140	205.4	140	113	27	44	63	29	32	45	12	46	36	M10*1.0P	2.1
-PHC14-140	205.4	140	113	27	44	63	31	34	45	14	46	36	M10*1.0P	2.2
-PHC16-140	205.4	140	113	27	47	63	35	38	45	16	52	42	M12*1.0P	2.2
-PHC18-140	205.4	140	113	27	47	63	37	40	45	18	52	42	M12*1.0P	2.2
-PHC20-140	205.4	140	113	27	47	63	39	42	45	20	52	42	M16*1.0P	2.2
-PHC25-140	205.4	140	113	27	47	63	52	55	57	25	57	47	M16*1.0P	2.8
-PHC32-140	205.4	140	113	27	47	63	60	63	62	32	61	51	M16*1.0P	2.9

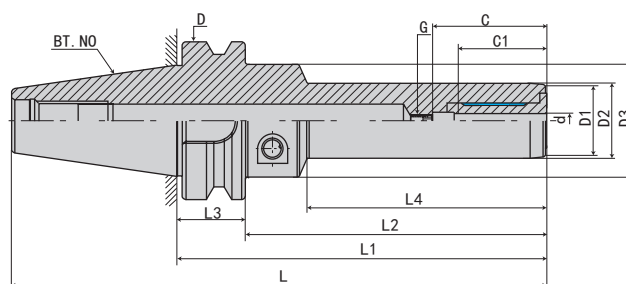
规格说明:

BT40 - PHC - 05 - 140

- L1 长度 Length (L1)
- 刀杆直径 Diameter
- 功能代号 Holder type
- 锥柄形式 Taper size

·BT40-JPHC 液压刀柄

BT40-JPHC HYDRAULIC TOOL HOLDER



型号 Model	L	L1	L2	L3	L4	D	D1	D2	D3	d	最大插入深度 C Max. insertion depth	最少插入深度 C1 Min insertion depth	G	重量 KGS
BT40-JPHC05-150	215.4	150	123	27	103	63	21	25	50	5	*	26	*	2.1
-200	265.4	200	173	27	153	63	21	25	50	5	*	26	*	2.2
-250	315.4	250	223	27	203	63	21	25	50	5	*	26	*	2.3
-JPHC06-150	215.4	150	123	27	103	63	22	26	50	6	37	27	M5*0.8P	2.1
-200	265.4	200	173	27	153	63	22	26	50	6	37	27	M5*0.8P	2.2
-250	315.4	250	223	27	203	63	22	26	50	6	37	27	M5*0.8P	2.3
-JPHC08-150	215.4	150	123	27	104	63	24	28	50	8	37	27	M6*1.0P	2.1
-200	265.4	200	173	27	154	63	24	28	50	8	37	27	M6*1.0P	2.2
-250	315.4	250	223	27	204	63	24	28	50	8	37	27	M6*1.0P	2.3
-JPHC10-150	215.4	150	123	27	104	63	26	30	50	10	41	31	M8*1.0P	2.1
-200	265.4	200	173	27	154	63	26	30	50	10	41	31	M8*1.0P	2.2
-250	315.4	250	223	27	204	63	26	30	50	10	41	31	M8*1.0P	2.3
-JPHC12-150	215.4	150	123	27	105	63	28	32	50	12	46	36	M10*1.0P	2.1
-200	265.4	200	173	27	155	63	28	32	50	12	46	36	M10*1.0P	2.2
-250	315.4	250	223	27	204	63	28	32	50	12	46	36	M10*1.0P	2.3
-JPHC14-150	215.4	150	123	27	105	63	30	34	50	14	46	36	M10*1.0P	2.1
-200	265.4	200	173	27	155	63	30	34	50	14	46	36	M10*1.0P	2.2
-250	315.4	250	223	27	204	63	30	34	50	14	46	36	M10*1.0P	2.3
-JPHC16-150	215.4	150	123	27	106	63	34	38	50	16	49	39	M12*1.0P	2.2
-200	265.4	200	173	27	156	63	34	38	50	16	49	39	M12*1.0P	2.3
-250	315.4	250	223	27	206	63	34	38	50	16	49	39	M12*1.0P	2.4
-JPHC18-150	215.4	150	123	27	107	63	36	40	50	18	49	39	M12*1.0P	2.2
-200	265.4	200	173	27	157	63	36	40	50	18	49	39	M12*1.0P	2.3
-250	315.4	250	223	27	207	63	36	40	50	18	49	39	M12*1.0P	2.4
-JPHC20-150	215.4	150	123	27	108	63	38	42	50	20	51	41	M16*1.0P	2.3
-200	265.4	200	173	27	158	63	38	42	50	20	51	41	M16*1.0P	2.4
-250	315.4	250	223	27	208	63	38	42	50	20	51	41	M16*1.0P	2.5

规格说明:

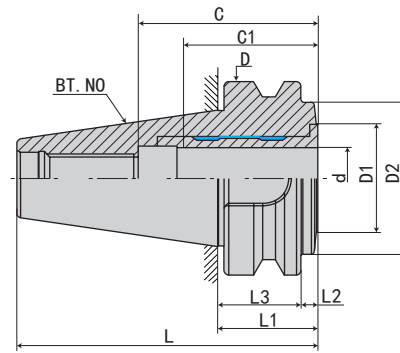
BT40 - JPHC - 05 - 150

- L1 长度 Length (L1)
- 刀杆直径 Diameter
- 功能代号 Holder type
- 锥柄形式 Taper size

 E
 BT SHANK SYSTEMS
 刀柄系列

·BT40-PHC 液压刀柄

BT40-PHC HYDRAULIC TOOL HOLDER



型号 Model	L	L1	L2	L3	D	D1	D2	d	最大插入深度 C Max. insertion depth	最少插入深度 C1 Min insertion depth	G	重量 KGS
BT40-PHC20-32.5	97.9	32.5	5.5	27	63	34	49.5	20	51	41	M16*1.0P	0.7

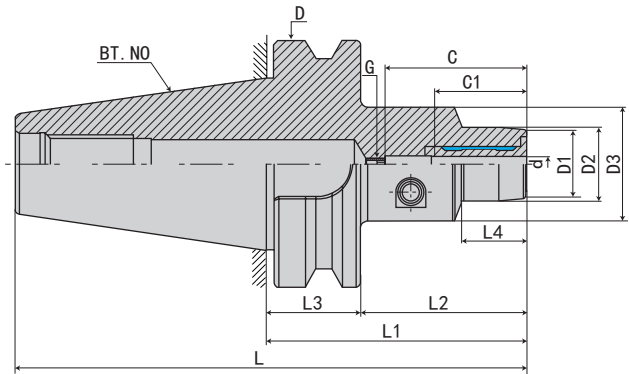
规格说明:

BT40 - PHC - 20 - 32.5

- L1 长度 Length (L1)
- 刀杆直径 Diameter
- 功能代号 Holder type
- 锥柄形式 Taper size

·BT50-PHC 液压刀柄

BT50-PHC HYDRAULIC TOOL HOLDER



型号 Model	L	L1	L2	L3	L4	D	D1	D2	D3	d	最大插入深度 C Max. insertion depth	最少插入深度 C1 Min insertion depth	G	重量 KGS
BT50-PHC05- 90	191.8	90	52	38	32	100	22	25	49.5	5	*	26	*	4.2
-120	221.8	120	82	38	44	100	22	25	49.5	5	*	26	*	4.5
-PHC06- 90	191.8	90	52	38	32	100	23	26	49.5	6	37	27	M5*0.8P	4.2
-120	221.8	120	82	38	44	100	23	26	49.5	6	37	27	M5*0.8P	4.5
-PHC08- 90	191.8	90	52	38	32	100	25	28	49.5	8	37	27	M6*1.0P	4.2
-120	221.8	120	82	38	44	100	25	28	49.5	8	37	27	M6*1.0P	4.5
-PHC10- 90	191.8	90	52	38	32	100	27	30	49.5	10	41	31	M8*1.0P	4.2
-120	221.8	120	82	38	44	100	27	30	49.5	10	41	31	M8*1.0P	4.5
-PHC12- 90	191.8	90	52	38	32	100	29	32	49.5	12	46	36	M10*1.0P	4.3
-120	221.8	120	82	38	44	100	29	32	49.5	12	46	36	M10*1.0P	4.5
-PHC14- 90	191.8	90	52	38	32	100	31	34	49.5	14	46	36	M10*1.0P	4.3
-120	221.8	120	82	38	44	100	31	34	49.5	14	46	36	M10*1.0P	4.6
-PHC16- 90	191.8	90	52	38	32	100	35	38	49.5	16	75	39	M12*1.0P	4.3
-120	221.8	120	82	38	48	100	35	38	49.5	16	75	39	M12*1.0P	4.6
-PHC18- 90	191.8	90	52	38	32	100	37	40	49.5	18	75	39	M12*1.0P	4.4
-120	221.8	120	82	38	48	100	37	40	49.5	18	75	39	M12*1.0P	4.6
-PHC20- 90	191.8	90	52	38	32	100	39	42	49.5	20	75	41	M16*1.0P	4.4
-120	221.8	120	82	38	48	100	39	42	49.5	20	75	41	M16*1.0P	4.7
-PHC25-120	221.8	120	82	38	48	100	53	57	63	25	80	47	M16*1.0P	4.9
-PHC32-120	221.8	120	82	38	48	100	58	62	70	32	90	51	M16*1.0P	5.2
-PHC40-120	221.8	120	82	38		100				40	90	61	M16*1.0P	6
-PHC42-120	221.8	120	82	38		100				42	90	61	M16*1.0P	6
-PHC50-120	221.8	120	82	38		100				50	90	61	M16*1.0P	7

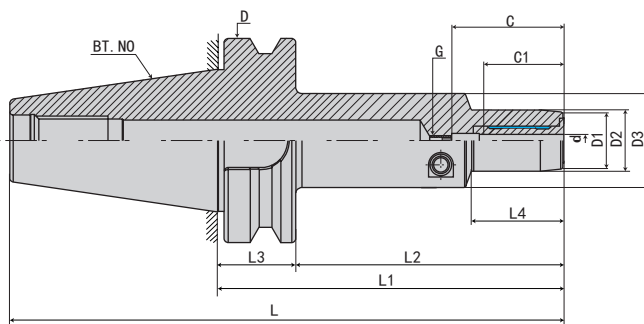
规格说明:

- BT50 - PHC - 05 - 90**
 • L1 长度 Length (L1)
 • 刀杆直径 Diameter
 • 功能代号 Holder type
 • 锥柄形式 Taper size

 E
 BT SHANK SYSTEMS
 BT 刀柄系列

·BT50-PHC 液压刀柄

BT50-PHC HYDRAULIC TOOL HOLDER



型号 Model	L	L1	L2	L3	L4	D	D1	D2	D3	d	最大插入深度 C Max. insertion depth	最少插入深度 C1 Min insertion depth	G	重量 KGS
BT50-PHC05-140	241.8	140	102	38	29	100	22	25	49.5	5	*	26	*	4.8
-200	301.8	200	162	38	29	100	22	25	49.5	5	*	26	*	5.2
-PHC06-140	241.8	140	102	38	29	100	23	26	49.5	6	37	27	M5*0.8P	4.8
-200	301.8	200	162	38	29	100	23	26	49.5	6	37	27	M5*0.8P	5.2
PHC08-140	241.8	140	102	38	30	100	25	28	49.5	8	37	27	M6*1.0P	4.8
-200	301.8	200	162	38	30	100	25	28	49.5	8	37	27	M6*1.0P	5.2
-PHC10-140	241.8	140	102	38	35	100	27	30	49.5	10	41	31	M8*1.0P	4.8
-200	301.8	200	162	38	35	100	27	30	49.5	10	41	31	M8*1.0P	5.2
-PHC12-140	241.8	140	102	38	40	100	29	32	49.5	12	46	36	M10*1.0P	4.8
-200	301.8	200	162	38	40	100	29	32	49.5	12	46	36	M10*1.0P	5.2
-PHC14-140	241.8	140	102	38	40	100	31	34	49.5	14	46	36	M10*1.0P	4.8
-200	301.8	200	162	38	40	100	31	34	49.5	14	46	36	M10*1.0P	5.2
-PHC16-140	241.8	140	102	38	45	100	35	38	49.5	16	75	39	M12*1.0P	4.8
-200	301.8	200	162	38	45	100	35	38	49.5	16	75	39	M12*1.0P	5.2
-PHC18-140	241.8	140	102	38	46	100	37	40	49.5	18	75	39	M12*1.0P	4.9
-200	301.8	200	162	38	46	100	37	40	49.5	18	75	39	M12*1.0P	5.3
-PHC20-140	241.8	140	102	38	42	100	39	42	49.5	20	75	41	M16*1.0P	4.9
-200	301.8	200	162	38	42	100	39	42	49.5	20	75	41	M16*1.0P	5.3
-PHC25-140	241.8	140	102	38	48	100	53	57	63	25	80	47	M16*1.0P	5.6
-200	301.8	200	162	38	48	100	53	57	63	25	80	47	M16*1.0P	6
-PHC32-140	241.8	140	102	38	50	100	58	62	70	32	90	51	M16*1.0P	5.8
-200	301.8	200	162	38	50	100	58	62	70	32	90	51	M16*1.0P	6.2

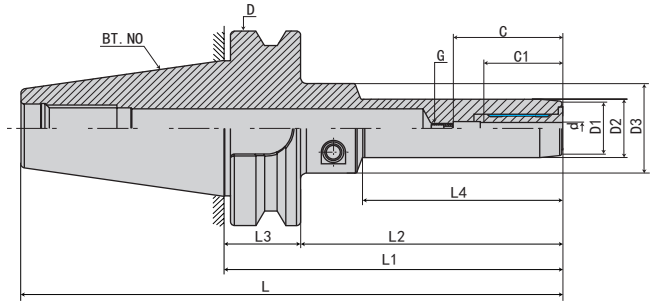
规格说明:

BT50 - PHC - 05 - 140

- L1 长度 Length (L1)
- 刀杆直径 Diameter
- 功能代号 Holder type
- 锥柄形式 Taper size

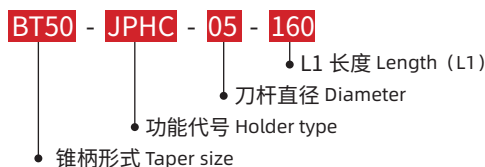
·BT50-JPHC 液压刀柄

BT50-JPHC HYDRAULIC TOOL HOLDER



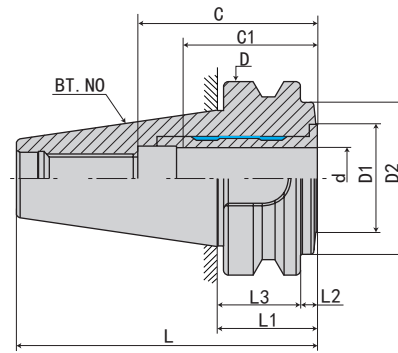
型号 Model	L	L1	L2	L3	L4	D	D1	D2	D3	d	最大插入深度 C Max. insertion depth	最少插入深度 C1 Min insertion depth	G	重量 KGS
BT50-JPHC05-160	261.8	160	122	38	104	100	22	25	49.5	5	*	26	*	4.8
-200	301.8	200	162	38	144	100	22	25	49.5	5	*	26	*	5.2
-250	351.8	250	212	38	194	100	22	25	49.5	5	*	26	*	5.6
-JPHC06-160	261.8	160	122	38	104	100	23	26	49.5	6	37	27	M5*0.8P	4.8
-200	301.8	200	162	38	144	100	23	26	49.5	6	37	27	M5*0.8P	5.2
-250	351.8	250	212	38	194	100	23	26	49.5	6	37	27	M5*0.8P	5.6
-JPHC08-160	261.8	160	122	38	104	100	25	28	49.5	8	37	27	M6*1.0P	4.8
-200	301.8	200	162	38	144	100	25	28	49.5	8	37	27	M6*1.0P	5.2
-250	351.8	250	212	38	194	100	25	28	49.5	8	37	27	M6*1.0P	5.6
-JPHC10-160	261.8	160	122	38	105	100	27	30	49.5	10	41	31	M8*1.0P	4.8
-200	301.8	200	162	38	145	100	27	30	49.5	10	41	31	M8*1.0P	5.2
-250	351.8	250	212	38	195	100	27	30	49.5	10	41	31	M8*1.0P	5.6
-JPHC12-160	261.8	160	122	38	105	100	29	32	49.5	12	46	36	M10*1.0P	4.8
-200	301.8	200	162	38	145	100	29	32	49.5	12	46	36	M10*1.0P	5.2
-250	351.8	250	212	38	195	100	29	32	49.5	12	46	36	M10*1.0P	5.6
-JPHC14-160	261.8	160	122	38	107	100	31	34	49.5	14	46	36	M10*1.0P	4.8
-200	301.8	200	162	38	147	100	31	34	49.5	14	46	36	M10*1.0P	5.2
-250	351.8	250	212	38	197	100	31	34	49.5	14	46	36	M10*1.0P	5.6
-JPHC16-160	261.8	160	122	38	107	100	35	38	49.5	16	75	39	M12*1.0P	5
-200	301.8	200	162	38	147	100	35	38	49.5	16	75	39	M12*1.0P	5.4
-250	351.8	250	212	38	197	100	35	38	49.5	16	75	39	M12*1.0P	5.8
-JPHC18-160	261.8	160	122	38	108	100	37	40	49.5	18	75	39	M12*1.0P	5
-200	301.8	200	162	38	148	100	37	40	49.5	18	75	39	M12*1.0P	5.4
-250	351.8	250	212	38	198	100	37	40	49.5	18	75	39	M12*1.0P	5.8
-JPHC20-160	261.8	160	122	38	108	100	39	42	49.5	20	75	41	M16*1.0P	5
-200	301.8	200	162	38	148	100	39	42	49.5	20	75	41	M16*1.0P	5.4
-250	351.8	250	212	38	198	100	39	42	49.5	20	75	41	M16*1.0P	5.8
-JPHC25-160	261.8	160	122	38	110	100	53	57	63	25	80	47	M16*1.0P	5.2
-200	301.8	200	162	38	150	100	53	57	63	25	80	47	M16*1.0P	5.6
-250	351.8	250	212	38	200	100	53	57	63	25	80	47	M16*1.0P	6
-JPHC32-160	261.8	160	122	38	110	100	58	63	70	32	90	51	M16*1.0P	6
-200	301.8	200	162	38	150	100	58	63	70	32	90	51	M16*1.0P	6.2
-250	351.8	250	212	38	200	100	58	63	70	32	90	51	M16*1.0P	6.4

规格说明:


 E
 BT SHANK SYSTEMS
 BT 刀柄系列

·BT50-PHC 液压刀柄

BT50-PHC HYDRAULIC TOOL HOLDER



型号 Model	L	L1	L2	L3	D	D1	D2	d	最大插入深度 C Max. insertion depth	最少插入深度 C1 Min insertion depth	G	重量 KGS
BT50-PHC32-51	152.8	51	13	38	100	46	70.5	32	71	61	M16*1.0P	3.8

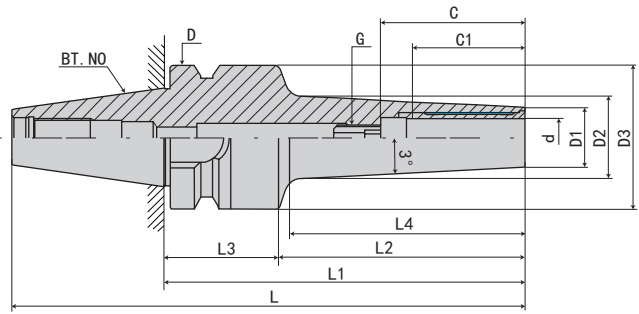
规格说明:

BT50 - PHC - 32 - 51

- L1 长度 Length (L1)
- 刀杆直径 Diameter
- 功能代号 Holder type
- 锥柄形式 Taper size

·BT30-SPHC 液压刀柄

BT30-SPHC HYDRAULIC TOOL HOLDER



型号 Model	L	L1	L2	L3	L4	D	D1	D2	D3	d	最大插入深度 C Max.insertiondepth	最少插入深度 C1 Mininsertiondepth	G	重量 KGS
BT30-SPHC03- 85	133.4	85	63	22	42	46	11		45	3	*	18	*	1.1
-SPHC04- 85	133.4	85	63	22	42	46	11		45	4	*	24	*	1.1
-SPHC05- 85	133.4	85	63	22	42	46	12		45	5	*	26	*	1.4
-SPHC06-115	163.4	115	93	22	74	46	13		45	6	37	27	M5*0.8P	1.4
-SPHC08-115	163.4	115	93	22	74	46	15		45	8	37	27	M6*1.0P	1.4
-SPHC10-115	163.4	115	93	22	74	46	17		45	10	41	31	M8*1.0P	1.4
-SPHC12-115	163.4	115	93	22	75	46	19		45	12	46	36	M10*1.0P	1.4

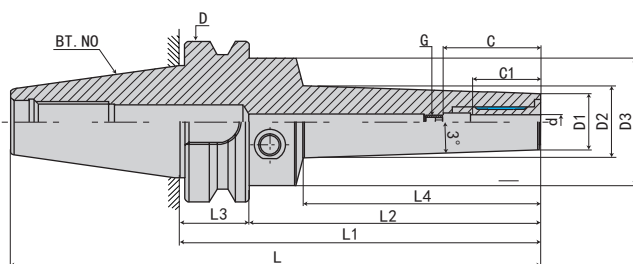
规格说明:

BT30 - SPHC - 03 - 85

- L1 长度 Length (L1)
- 刀杆直径 Diameter
- 功能代号 Holder type
- 锥柄形式 Taper size

·BT40-SPHC 液压刀柄

BT40-SPHC HYDRAULIC TOOL HOLDER



型号 Model	L	L1	L2	L3	L4	D	D1	D2	D3	d	最大插入深度 C Max. insertion depth	最少插入深度 C1 Min insertion depth	G	重量 KGS
BT40-SPHC03- 90	155.4	90	63	27	42	63	11		46	3	*	18	*	1.1
-120	185.4	120	93	27	72	63	11		46	3	*	18	*	1.3
-SPHC04- 90	155.4	90	63	27	42	63	11		46	4	*	24	*	1.1
-120	185.4	120	93	27	72	63	11		46	4	*	24	*	1.3
-SPHC05- 90	155.4	90	63	27	42	63	12		46	5	*	26	*	1.4
-120	185.4	120	93	27	72	63	12		46	5	*	26	*	1.3
-SPHC06-120	185.4	120	93	27	74	63	13		46	6	37	27	M5*0.8P	1.4
-150	215.4	150	123	27	104	63	13		46	6	37	27	M5*0.8P	1.5
-200	265.4	200	173	27	154	63	13		46	6	37	27	M5*0.8P	1.7
-SPHC08-120	185.4	120	93	27	74	63	15		46	8	37	27	M6*1.0P	1.4
-150	215.4	150	123	27	104	63	15		46	8	37	27	M6*1.0P	1.5
-200	265.4	200	173	27	154	63	15		46	8	37	27	M6*1.0P	1.7
-SPHC10-120	185.4	120	93	27	74	63	17		46	10	41	31	M8*1.0P	1.4
-150	215.4	150	123	27	104	63	17		46	10	41	31	M8*1.0P	1.5
-200	265.4	200	173	27	154	63	17		46	10	41	31	M8*1.0P	1.7
-SPHC12-120	185.4	120	93	27	75	63	19		46	12	46	36	M10*1.0P	1.4
-150	215.4	150	123	27	105	63	19		46	12	46	36	M10*1.0P	1.5
-200	265.4	200	173	27	154	63	19		46	12	46	36	M10*1.0P	1.7
-SPHC14-120	185.4	120	93	27	75	63	21		46	14	46	36	M10*1.0P	1.4
-150	215.4	150	123	27	105	63	21		46	14	46	36	M10*1.0P	1.5
-200	265.4	200	173	27	154	63	21		46	14	46	36	M10*1.0P	1.7
-SPHC16-120	185.4	120	93	27	75	63	23		50	16	49	39	M12*1.0P	1.5
-150	215.4	150	123	27	105	63	23		50	16	49	39	M12*1.0P	1.6
-SPHC16-200	265.4	200	173	27	154	63	23		50	16	49	39	M12*1.0P	1.8
-SPHC18-120	185.4	120	93	27	75	63	25		50	18	49	39	M12*1.0P	1.5
-150	215.4	150	123	27	105	63	25		50	18	49	39	M12*1.0P	1.6
-200	265.4	200	173	27	154	63	25		50	18	49	39	M12*1.0P	1.8
-SPHC20-120	185.4	120	93	27	75	63	27		50	20	51	41	M16*1.0P	1.6
-150	215.4	150	123	27	105	63	27		50	20	51	41	M16*1.0P	1.7
-200	265.4	200	173	27	154	63	27		50	20	51	41	M16*1.0P	1.9

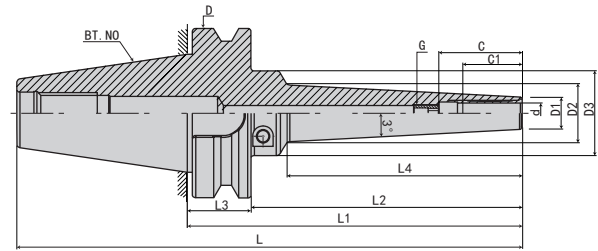
规格说明:

BT40 - SPHC - 03 - 90

- L1 长度 Length (L1)
- 刀杆直径 Diameter
- 功能代号 Holder type
- 锥柄形式 Taper size

·BT50-SPHC 液压刀柄

BT50-SPHC HYDRAULIC TOOL HOLDER



型号 Model	L	L1	L2	L3	L4	D	D1	D2	D3	d	最大插入深度 C Max. insertion depth	最少插入深度 C1 Min insertion depth	G	重量 KGS
BT50-SPHC05-150	251.8	150	112	38	80	100	12		50	5	*	26	*	4.2
-200	301.8	200	162	38	130	100	12		50	5	*	26	*	4.4
-250	351.8	250	212	38	180	100	12		50	5	*	26	*	4.6
-300	401.8	300	262	38	230	100	12		50	5	*	26	*	4.8
-SPHC06-150	251.8	150	112	38	80	100	13		50	6	37	27	M5*0.8P	4.2
-200	301.8	200	162	38	130	100	13		50	6	37	27	M5*0.8P	4.4
-250	351.8	250	212	38	180	100	13		50	6	37	27	M5*0.8P	4.6
-300	401.8	300	262	38	230	100	13		50	6	37	27	M5*0.8P	4.8
-SPHC08-150	251.8	150	112	38	80	100	15		50	8	37	27	M6*1.0P	4.2
-200	301.8	200	162	38	130	100	15		50	8	37	27	M6*1.0P	4.4
-250	351.8	250	212	38	180	100	15		50	8	37	27	M6*1.0P	4.6
-300	401.8	300	262	38	230	100	15		50	8	37	27	M6*1.0P	4.8
-SPHC10-150	251.8	150	112	38	80	100	17		50	10	41	31	M8*1.0P	4.3
-200	301.8	200	162	38	130	100	17		50	10	41	31	M8*1.0P	4.5
-250	351.8	250	212	38	180	100	17		50	10	41	31	M8*1.0P	4.7
-300	401.8	300	262	38	230	100	17		50	10	41	31	M8*1.0P	4.9
-SPHC12-150	251.8	150	112	38	80	100	19		50	12	46	36	M10*1.0P	4.3
-200	301.8	200	162	38	130	100	19		50	12	46	36	M10*1.0P	4.5
-250	351.8	250	212	38	180	100	19		50	12	46	36	M10*1.0P	4.7
-300	401.8	300	262	38	230	100	19		50	12	46	36	M10*1.0P	4.9
-SPHC14-150	251.8	150	112	38	80	100	21		50	14	46	36	M10*1.0P	4.4
-200	301.8	200	162	38	130	100	21		50	14	46	36	M10*1.0P	4.6
-250	351.8	250	212	38	180	100	21		50	14	46	36	M10*1.0P	4.8
-300	401.8	300	262	38	230	100	21		50	14	46	36	M10*1.0P	5
-SPHC16-150	251.8	150	112	38	80	100	23		50	16	75	39	M12*1.0P	4.4
-200	301.8	200	162	38	130	100	23		50	16	75	39	M12*1.0P	4.6
-250	351.8	250	212	38	180	100	23		50	16	75	39	M12*1.0P	4.8
-300	401.8	300	262	38	230	100	23		50	16	75	39	M12*1.0P	5
-SPHC18-150	251.8	150	112	38	80	100	25		50	18	75	39	M12*1.0P	4.5
-200	301.8	200	162	38	130	100	25		50	18	75	39	M12*1.0P	4.7
-250	351.8	250	212	38	180	100	25		50	18	75	39	M12*1.0P	4.9
-300	401.8	300	262	38	230	100	25		50	18	75	39	M12*1.0P	5.1
-SPHC20-150	251.8	150	112	38	80	100	27		50	20	75	41	M16*1.0P	4.6
-200	301.8	200	162	38	130	100	27		50	20	75	41	M16*1.0P	4.8
-250	351.8	250	212	38	180	100	27		50	20	75	41	M16*1.0P	5
-300	401.8	300	262	38	230	100	27		50	20	75	41	M16*1.0P	5.2

规格说明:

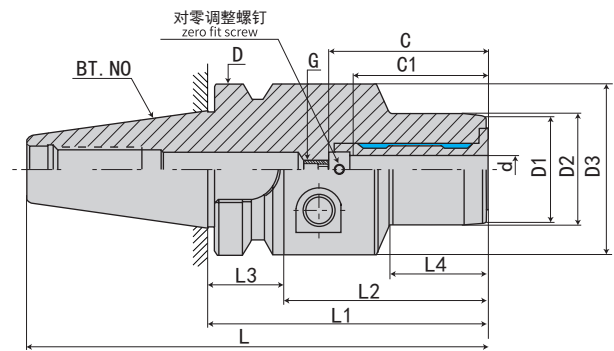
BT50 - SPHC - 05 - 150

- L1 长度 Length (L1)
- 刀杆直径 Diameter
- 功能代号 Holder type
- 锥柄形式 Taper size

 E
 BT SHANK SYSTEMS
 刀柄系列

·BT30-ZPHC 调零液压刀柄

BT30-ZPHC ZERO FIT HYDRAULIC TOOL HOLDER



型号 Model	L	L1	L2	L3	L4	D	D1	D2	D3	d	最大插入深度 C Max. insertion depth	最少插入深度 C1 Min insertion depth	G	重量 KGS
BT30-ZPHC06- 90	138.4	90	68	22	48	46	23	26	45	6	41	31	M5*0.8P	0.8
-ZPHC08- 90	138.4	90	68	22	48	46	25	28	45	8	41	31	M6*1.0P	0.8
-ZPHC10- 90	138.4	90	68	22	51	46	27	30	45	10	48	38	M8*1.0P	0.8
-ZPHC12- 95	143.4	95	73	22	56	46	29	32	45	12	53	43	M10*1.0P	0.9
-ZPHC16-100	148.4	100	78	22	58	46	35	38	45	16	58	48	M12*1.0P	1.1
-ZPHC20-105	153.4	105	83	22	63	46	39	42	45	20	58	48	M16*1.0P	1.2

规格说明:

BT30 - ZPHC - 06 - 90

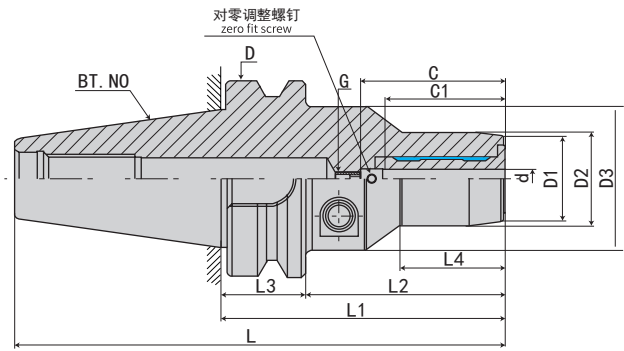
- L1 长度 Length (L1)
- 刀杆直径 Diameter
- 功能代号 Holder type
- 锥柄形式 Taper size

E

BT 刀柄系列
BT SHANK SYSTEMS

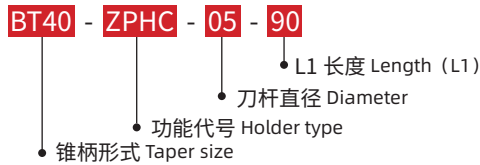
·BT40-ZPHC 调零液压刀柄

BT40-ZPHC ZERO FIT HYDRAULIC TOOL HOLDER



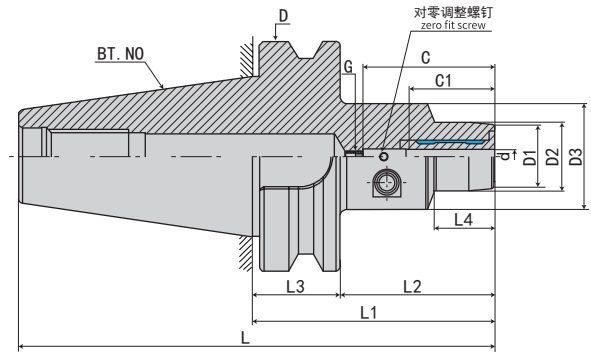
型号 Model	L	L1	L2	L3	L4	D	D1	D2	D3	d	最大插入深度 C Max. insertion depth	最少插入深度 C1 Min insertion depth	G	重量 KGS
BT40-ZPHC05- 90	155.4	90	63	27	44	63	22	25	50	5	*	26	*	1.4
-ZPHC06- 90	155.4	90	63	27	44	63	23	26	50	6	41	31	M5*0.8P	1.4
-ZPHC08- 90	155.4	90	63	27	44	63	25	28	50	8	41	31	M6*1.0P	1.4
-ZPHC10- 95	160.4	95	68	27	49	63	27	30	50	10	48	38	M8*1.0P	1.5
-ZPHC12-100	165.4	100	73	27	54	63	29	32	50	12	53	43	M10*1.0P	1.6
-ZPHC16-105	170.4	105	78	27	63	63	35	38	50	16	58	48	M12*1.0P	1.7
-ZPHC20-105	170.4	105	78	27	63	63	39	42	50	20	58	48	M16*1.0P	1.8
-ZPHC25-110	175.4	110	83	27	*	63	53	57	57	25	67	57	M16*1.0P	2.3
-ZPHC32-115	180.4	115	88	27	*	63	58	62	62	32	71	61	M16*1.0P	2.6

规格说明:



·BT50-ZPHC 调零液压刀柄

BT50-ZPHC ZERO FIT HYDRAULIC TOOL HOLDER



型号 Model	L	L1	L2	L3	L4	D	D1	D2	D3	d	最大插入深度 C Max. insertion depth	最少插入深度 C1 Min insertion depth	G	重量 KGS
BT50-ZPHC05-105	206.8	105	67	38	47	100	21	25	50	5	*	26	*	4.2
-ZPHC06-105	206.8	105	67	38	47	100	23	26	50	6	41	31	M5*0.8P	4.2
-ZPHC08-105	206.8	105	67	38	47	100	25	28	50	8	41	31	M6*1.0P	4.2
-ZPHC10-110	211.8	110	72	38	52	100	27	30	50	10	48	38	M8*1.0P	4.3
-ZPHC12-115	216.8	115	77	38	57	100	29	32	50	12	53	43	M10*1.0P	4.3
-ZPHC16-120	221.8	120	82	38	62	100	35	38	50	16	58	48	M12*1.0P	4.5
-ZPHC20-120	221.8	120	82	38	62	100	39	42	50	20	58	48	M16*1.0P	4.6
-ZPHC25-125	226.8	125	87	38	*	100	53	57	57	25	67	57	M16*1.0P	5.2
-ZPHC32-125	226.8	125	87	38	*	100	58	62	62	32	71	61	M16*1.0P	5.4

E

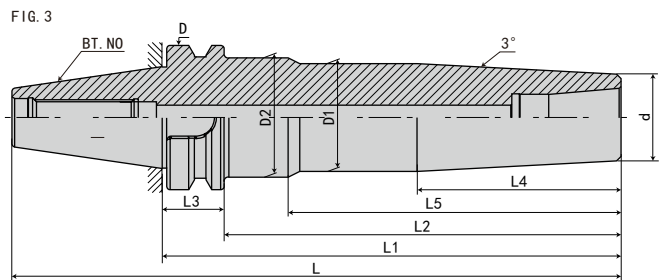
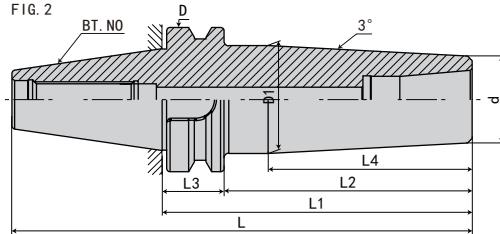
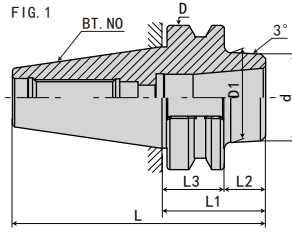
规格说明:

BT50 - ZPHC - 05 - 105

- BT50: 锥柄形式 Taper size
- ZPHC: 功能代号 Holder type
- 05: 刀杆直径 Diameter
- 105: L1 长度 Length (L1)

·BT-SLK 热缩基础柄

BT-SLK SEMI-FINISHED SHRINK FIT CHUCK



规格 Model	L	L1	L2	L3	L4	L5	D	D1	D2	d	FIG	重量 KGS
BT30-SLK12- 45	93.4	45	23	22	-	-	46	40	-	38	1	
BT40-SLK12- 45	110.4	45	18	27	-	-	63	40	-	38	1	1.15
- 75	140.4	75	48	27	-	-	63	42.4	-	38	1	1.45
-135	200.4	135	108	27	89	-	63	47	-	38	2	2.2
-165	230.4	165	138	27	89	-	63	47	-	38	2	2.65
-200	265.4	200	173	27	89	145	63	47	52	38	3	3.25
-225	290.4	225	198	27	89	145	63	47	52	38	3	3.7


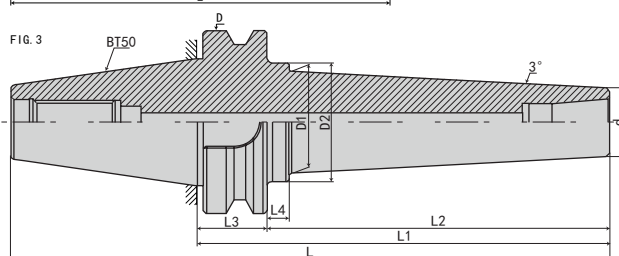
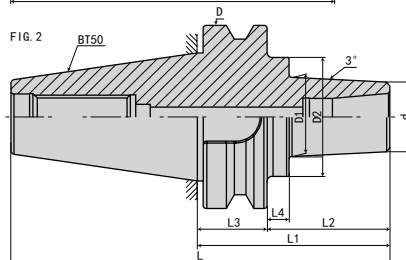
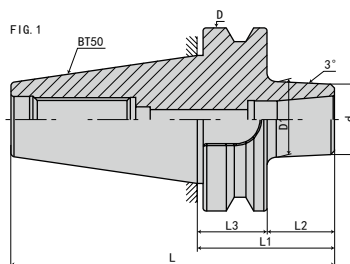
规格说明:

BT30 - **SLK** - **12** - **45**

- L1 长度 Length (L1)
- 刀杆直径 Diameter
- 功能代号 Holder type
- 锥柄形式 Taper size

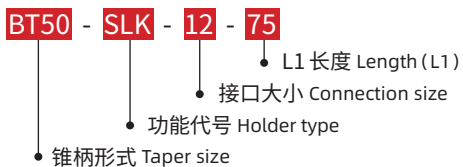
·BT50-SLK 热缩基础柄

BT50-SLK SEMI-FINISHED SHRINK FIT CHUCK

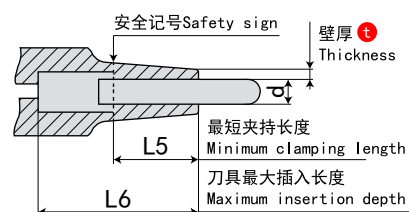
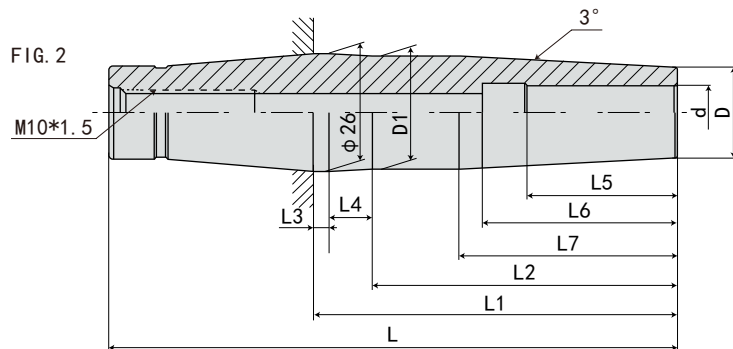
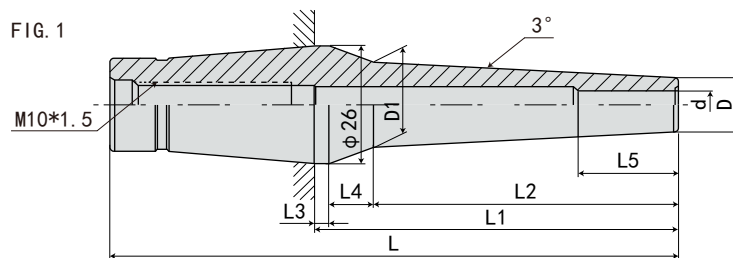


规格 Model	L	L1	L2	L3	L4	D	D1	D2	d	FIG	重量 KGS
BT50-SLK12- 75	176.8	75	37	38	-	100	41	-	38	1	
-105	206.8	105	67	38	12	100	43	65	38	2	
-135	236.8	135	97	38	12	100	46.5	65	38	2	
-165	266.8	165	127	38	12	100	50	65	38	2	
-200	301.8	200	162	38	12	100	53.5	65	38	2	
-225	326.8	225	187	38	12	100	56	65	38	2	
-265	366.8	265	227	38	12	100	60	65	38	2	
-315	416.8	315	277	38	12	100	65.5	65.5	38	2	

规格说明:



·CR 热缩延长杆 (标准款) CR HEAT SHRINKABLE EXTENSION ROD (STANDARD)



规格 Model	L	L1	L2	L3	L4	L5	L6	L7	D	D1	d	t	FIG	重量 KGS
CR12- 3- 35	80	35	22	3.5	9.5	12	-	-	7.5	9.9	3	2.25	1	0.2
- 55	100	55	42	3.5	9.5	12	-	-	7.5	12	3	2.25	1	0.2
- 80	125	80	67	3.5	9.5	12	-	-	7.5	14.6	3	2.25	1	0.2
- 4- 35	80	35	22	3.5	9.5	16	-	-	10	12.4	4	3	1	0.2
- 55	100	55	42	3.5	9.5	16	-	-	10	14.5	4	3	1	0.2
- 80	125	80	67	3.5	9.5	16	-	-	10	17.1	4	3	1	0.2
-110	155	110	97	3.5	9.5	16	-	-	10	20.2	4	3	1	0.25
- 5- 35	80	35	22	3.5	9.5	18	-	-	11	13.3	5	3	1	0.2
- 55	100	55	42	3.5	9.5	18	-	-	11	15.4	5	3	1	0.2
- 80	125	80	67	3.5	9.5	18	-	-	11	18.1	5	3	1	0.2
-110	155	110	97	3.5	9.5	18	-	-	11	21.2	5	3	1	0.25
- 6- 35	80	35	22	3.5	9.5	23	-	-	12	14.4	6	3	1	0.2
- 55	100	55	42	3.5	9.5	23	-	-	12	16.5	6	3	1	0.2
- 80	125	80	67	3.5	9.5	23	-	-	12	19.1	6	3	1	0.2
-110	155	110	97	3.5	9.5	23	-	-	12	22.2	6	3	1	0.25
- 8- 35	80	35	22	3.5	9.5	27	-	-	14	16.4	8	3	1	0.2
- 55	100	55	42	3.5	9.5	27	-	-	14	18.5	8	3	1	0.2
- 80	125	80	67	3.5	9.5	27	-	-	14	21.1	8	3	1	0.3
-110	155	110	97	3.5	9.5	27	-	-	14	24.2	8	3	1	0.35
-10- 35	80	35	22	3.5	9.5	32	42	-	16	18.4	10	3	1	0.2
- 55	100	55	42	3.5	9.5	32	42	-	16	20.5	10	3	1	0.2
- 80	125	80	67	3.5	9.5	32	42	-	16	23.1	10	3	1	0.3
-110	155	110	97	3.5	9.5	32	42	86	16	25.1	10	3	2	0.35
-12- 35	80	35	22	3.5	9.5	37	48	-	20	22.4	12	4	1	0.2
- 55	100	55	42	3.5	9.5	37	48	-	20	24.5	12	4	1	0.2
- 80	125	80	67	3.5	9.5	37	48	48	20	25.5	12	4	2	0.3
-110	155	110	97	3.5	9.5	37	48	48	20	25.1	12	4	2	0.35

·CS 热缩延长杆 (薄壁款)

CS HEAT SHRINKABLE EXTENSION ROD (THIN WALL STYLE)

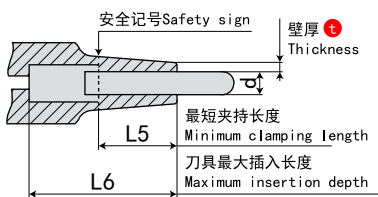


FIG. 1

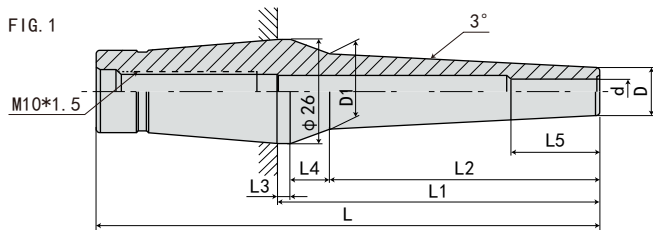
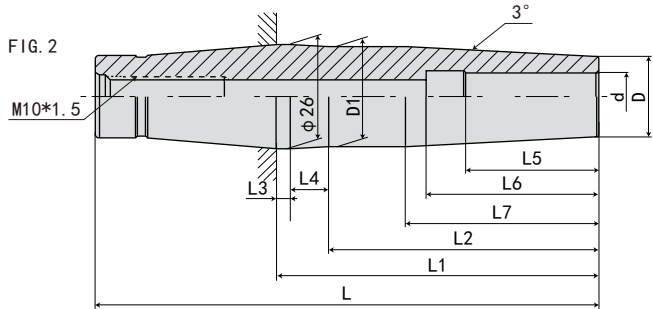


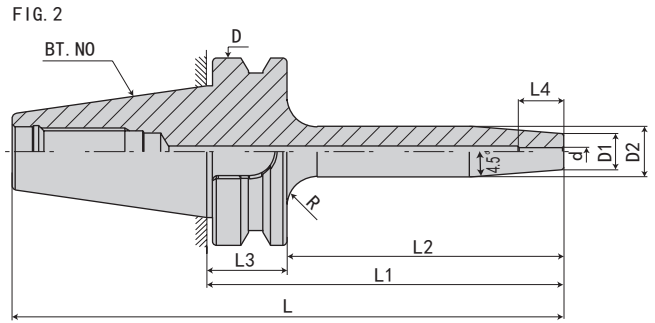
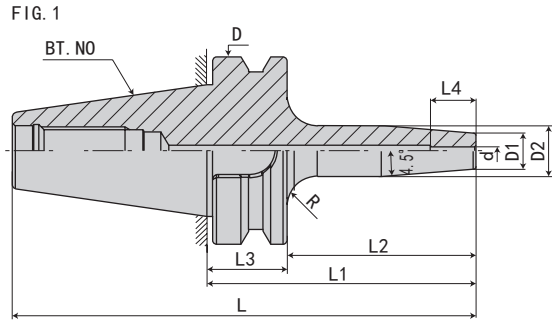
FIG. 2



规格 Model	L	L1	L2	L3	L4	L5	L6	L7	D	D1	d	t	FIG	重量 KGS
CS12- 3- 35	80	35	22	3.5	9.5	12	-	-	6	8.4	3	1.5	1	0.2
- 55	100	55	42	3.5	9.5	12	-	-	6	10.5	3	1.5	1	0.2
- 80	125	80	67	3.5	9.5	12	-	-	6	13.1	3	1.5	1	0.2
-110	155	110	97	3.5	9.5	12	-	-	6	16.2	3	1.5	1	0.25
- 4- 35	80	35	22	3.5	9.5	16	-	-	7	9.4	4	1.5	1	0.2
- 55	100	55	42	3.5	9.5	16	-	-	7	11.5	4	1.5	1	0.2
- 80	125	80	67	3.5	9.5	16	-	-	7	14.1	4	1.5	1	0.2
-110	155	110	97	3.5	9.5	16	-	-	7	17.2	4	1.5	1	0.25
- 5- 35	80	35	22	3.5	9.5	18	-	-	8	10.4	5	1.5	1	0.2
- 55	100	55	42	3.5	9.5	18	-	-	8	12.5	5	1.5	1	0.2
- 80	125	80	67	3.5	9.5	18	-	-	8	15.1	5	1.5	1	0.2
-110	155	110	97	3.5	9.5	18	-	-	8	18.2	5	1.5	1	0.25
- 6- 35	80	35	22	3.5	9.5	23	-	-	9	11.4	6	1.5	1	0.2
- 55	100	55	42	3.5	9.5	23	-	-	9	13.5	6	1.5	1	0.2
- 80	125	80	67	3.5	9.5	23	-	-	9	16.1	6	1.5	1	0.2
-110	155	110	97	3.5	9.5	23	-	-	9	19.2	6	1.5	1	0.25
- 7- 35	80	35	22	3.5	9.5	25	-	-	10	12.4	7	1.5	1	0.2
- 55	100	55	42	3.5	9.5	25	-	-	10	14.5	7	1.5	1	0.2
- 80	125	80	67	3.5	9.5	25	-	-	10	17.1	7	1.5	1	0.2
-110	155	110	97	3.5	9.5	25	-	-	10	20.2	7	1.5	1	0.25
- 8- 35	80	35	22	3.5	9.5	27	-	-	11	13.4	8	1.5	1	0.2
- 55	100	55	42	3.5	9.5	27	-	-	11	15.5	8	1.5	1	0.2
- 80	125	80	67	3.5	9.5	27	-	-	11	18.1	8	1.5	1	0.2
-110	155	110	97	3.5	9.5	27	-	-	11	21.2	8	1.5	1	0.25
- 9- 35	80	35	22	3.5	9.5	29	42	-	12	14.4	9	1.5	1	0.2
- 55	100	55	42	3.5	9.5	29	42	-	12	16.5	9	1.5	1	0.2
- 80	125	80	67	3.5	9.5	29	42	-	12	19.1	9	1.5	1	0.2
-110	155	110	97	3.5	9.5	29	42	-	12	22.2	9	1.5	1	0.25
-10- 35	80	35	22	3.5	9.5	32	42	-	13	15.4	10	1.5	1	0.2
- 55	100	55	42	3.5	9.5	32	42	-	13	17.5	10	1.5	1	0.2
- 80	125	80	67	3.5	9.5	32	42	-	13	20.1	10	1.5	1	0.2
-110	155	110	97	3.5	9.5	32	42	-	13	23.2	10	1.5	1	0.25
-11- 35	80	35	22	3.5	9.5	34	44	-	14	16.4	11	1.5	1	0.2
- 55	100	55	42	3.5	9.5	34	44	-	14	18.5	11	1.5	1	0.2
- 80	125	80	67	3.5	9.5	34	44	-	14	21.1	11	1.5	1	0.2
-110	155	110	97	3.5	9.5	34	44	-	14	24.2	11	1.5	1	0.25
-12- 35	80	35	22	3.5	9.5	37	48	-	15	17.4	12	1.5	1	0.2
- 55	100	55	42	3.5	9.5	37	48	-	15	19.5	12	1.5	1	0.2
- 80	125	80	67	3.5	9.5	37	48	-	15	22.1	12	1.5	1	0.2
-110	155	110	97	3.5	9.5	37	48	95	15	25	12	1.5	2	0.25

·BT30-SF 热缩刀柄 (4.5 度标准型)

BT30-SF SHRINK FIT TOOL HOLDER (4.5° STANDARD VERSION)



规格 Model	L	L1	L2	L3	L4	D	D1	D2	d	R	FIG	重量 KGS
BT30-SF03- 80	128.4	80	58	22	12	46	12	17	3	5	1	0.6
-SF04- 80	128.4	80	58	22	16	46	12	17	4	5	1	0.6
-120	168.4	120	98	22	16	46	12	20	4	5	2	0.7
-SF05- 80	128.4	80	58	22	18	46	12	17	5	5	1	0.6
-120	168.4	120	98	22	18	46	12	20	5	5	2	0.7

规格说明:

- BT30** - **SF** - **03** - **80**
 • 锥柄形式 Taper size
 • 功能代号 Holder type
 • 刀杆直径 Diameter
 • L1 长度 Length (L1)

·BT30-SF 热缩刀柄 (4.5 度标准型)

BT30-SF SHRINK FIT TOOL HOLDER (4.5° STANDARD VERSION)



FIG. 1

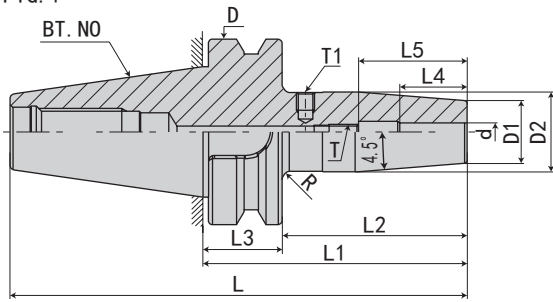
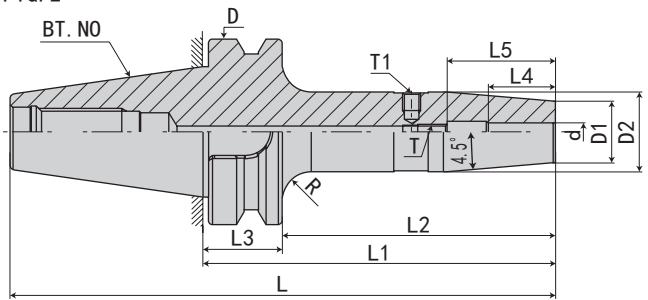


FIG. 2



规格 Model	L	L1	L2	L3	L4	L5	D	D1	D2	d	T	T1	R	FIG	重量 KGS
BT30-SF06- 80	128.4	80	58	22	26	36	46	21	27	6	M5*0.8P	M6*1.0P	3	1	0.7
-120	168.4	120	98	22	26	36	46	21	27	6	M5*0.8P	M6*1.0P	5	2	0.9
-SF08- 80	128.4	80	58	22	26	36	46	21	27	8	M6*1.0P	M6*1.0P	3	1	0.7
-120	168.4	120	98	22	26	36	46	21	27	8	M6*1.0P	M6*1.0P	5	2	0.9
-SF10- 80	128.4	80	58	22	32	42	46	24	32	10	M8*1.0P	M6*1.0P	1	1	0.8
-120	168.4	120	98	22	32	42	46	24	32	10	M8*1.0P	M6*1.0P	4	2	1.1
-SF12- 80	128.4	80	58	22	37	47	46	24	32	12	M10*1.0P	M6*1.0P	1	1	0.8
-120	168.4	120	98	22	37	47	46	24	32	12	M10*1.0P	M6*1.0P	4	2	1.1
-SF14- 80	128.4	80	58	22	37	47	46	27	34	14	M10*1.0P	M6*1.0P	1	1	0.8
-120	168.4	120	98	22	37	47	46	27	34	14	M10*1.0P	M6*1.0P	3	2	1.1
-SF16- 90	138.4	90	68	22	40	50	46	27	34	16	M12*1.0P	M6*1.0P	1	1	0.8
-120	168.4	120	98	22	40	50	46	27	34	16	M12*1.0P	M6*1.0P	3	2	1.1
-SF18- 90	138.4	90	68	22	40	50	46	33	42	18	M12*1.0P	M6*1.0P	1	1	1
-120	168.4	120	98	22	40	50	46	33	42	18	M12*1.0P	M6*1.0P	1	2	1.5
-SF20- 90	138.4	90	68	22	42	52	46	33	42	20	M16*1.0P	M6*1.0P	1	1	1
-120	168.4	120	98	22	42	52	46	33	42	20	M16*1.0P	M6*1.0P	1	2	1.5

规格说明:

BT30 - SF - 06 - 80

- L1 长度 Length (L1)
- 刀杆直径 Diameter
- 功能代号 Holder type
- 锥柄形式 Taper size

E
BT SHANK SYSTEMS
刀柄系列

·BT40-SF 热缩刀柄 (4.5 度标准型)

BT40-SF SHRINK FIT TOOL HOLDER (4.5° STANDARD VERSION)



FIG. 1

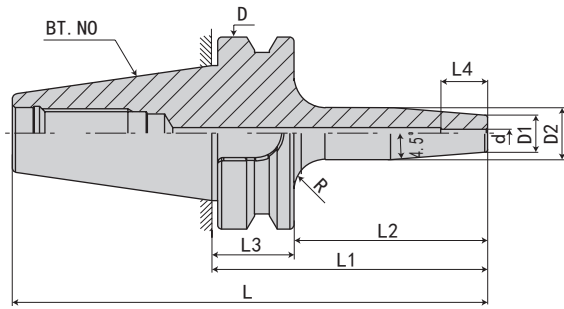
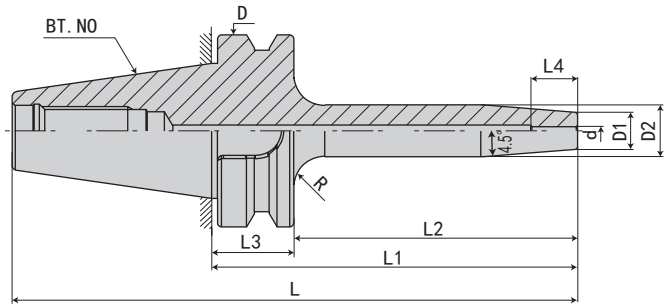


FIG. 2



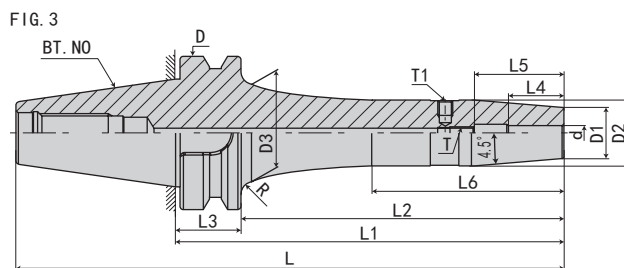
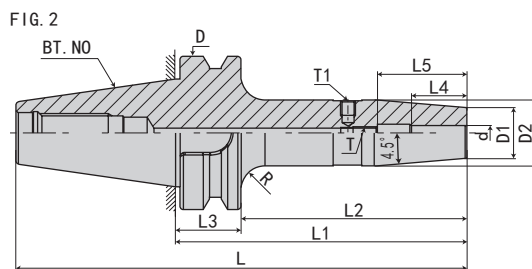
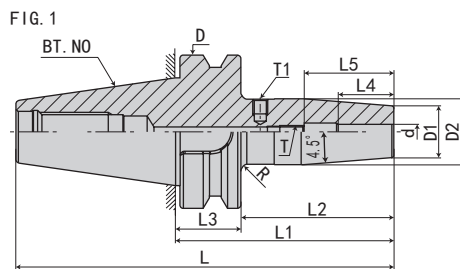
规格 Model	L	L1	L2	L3	L4	D	D1	D2	d	R	FIG	重量 KGS
BT40-SF03- 90	155.4	90	63	27	12	63	12	17	3	5	1	1.1
-120	185.4	120	93	27	12	63	12	20	3	5	2	1.2
-160	225.4	160	133	27	12	63	12	20	3	5	2	1.3
-SF04- 90	155.4	90	63	27	16	63	12	17	4	5	1	1.1
-120	185.4	120	93	27	16	63	12	22	4	5	2	1.2
-160	225.4	160	133	27	16	63	12	22	4	5	2	1.3
-SF05- 90	155.4	90	63	27	18	63	12	17	5	5	1	1.1
-120	185.4	120	93	27	18	63	12	22	5	5	2	1.2
-160	225.4	160	133	27	18	63	12	22	5	5	2	1.3

规格说明:

- BT40** - **SF** - **03** - **90**
 • L1 长度 Length (L1)
 • 刀杆直径 Diameter
 • 功能代号 Holder type
 • 锥柄形式 Taper size

·BT40-SF 热缩刀柄 (4.5 度标准型)

BT40-SF SHRINK FIT TOOL HOLDER (4.5° STANDARD VERSION)



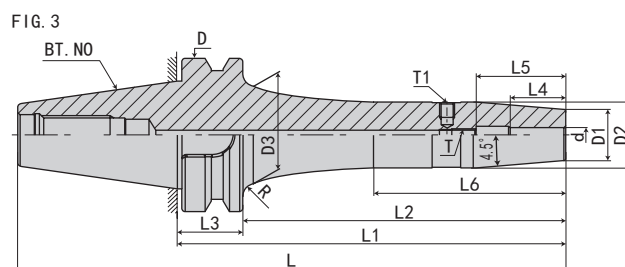
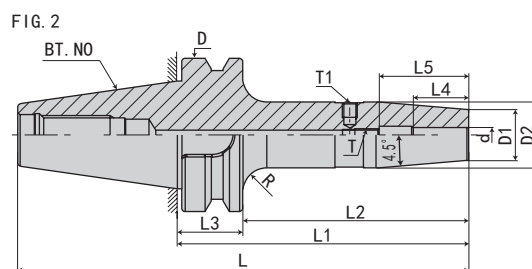
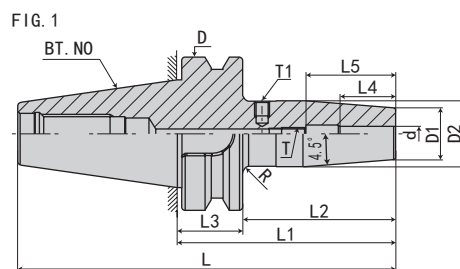
规格 Model	L	L1	L2	L3	L4	L5	L6	D	D1	D2	D3	d	T	T1	R	FIG	重量 KGS
BT40-SF06- 90	155.4	90	63	27	26	36	-	63	21	27	-	6	M5*0.8P	M6*1.0P	5	1	1.2
-120	185.4	120	93	27	26	36	-	63	21	27	-	6	M5*0.8P	M6*1.0P	10	2	1.5
-160	225.4	160	133	27	26	36	78	63	21	27	41	6	M5*0.8P	M6*1.0P	5	3	1.8
-200	265.4	200	173	27	26	36	118	63	21	27	41	6	M5*0.8P	M6*1.0P	5	3	2.2
-250	315.4	250	223	27	26	36	168	63	21	27	41	6	M5*0.8P	M6*1.0P	5	3	2.6
-SF08- 90	155.4	90	63	27	26	36	-	63	21	27	-	8	M6*1.0P	M6*1.0P	5	1	1.2
-120	185.4	120	93	27	26	36	-	63	21	27	-	8	M6*1.0P	M6*1.0P	10	2	1.5
-160	225.4	160	133	27	26	36	78	63	21	27	41	8	M6*1.0P	M6*1.0P	5	3	1.8
-200	265.4	200	173	27	26	36	118	63	21	27	41	8	M6*1.0P	M6*1.0P	5	3	2.2
-250	315.4	250	223	27	26	36	168	63	21	27	41	8	M6*1.0P	M6*1.0P	5	3	2.6
-SF10- 90	155.4	90	63	27	32	42	-	63	24	32	-	10	M8*1.0P	M6*1.0P	2	1	1.3
-120	185.4	120	93	27	32	42	-	63	24	32	-	10	M8*1.0P	M6*1.0P	10	2	1.6
-160	225.4	160	133	27	32	42	78	63	24	32	40	10	M8*1.0P	M6*1.0P	5	3	1.9
-200	265.4	200	173	27	32	42	118	63	24	32	40	10	M8*1.0P	M6*1.0P	5	3	2.3
-250	315.4	250	223	27	32	42	168	63	24	32	40	10	M8*1.0P	M6*1.0P	5	3	2.7
-SF12- 90	155.4	90	63	27	37	47	-	63	24	32	-	12	M10*1.0P	M6*1.0P	2	1	1.3
-120	185.4	120	93	27	37	47	-	63	24	32	-	12	M10*1.0P	M6*1.0P	10	2	1.6
-160	225.4	160	133	27	37	47	78	63	24	32	40	12	M10*1.0P	M6*1.0P	5	3	1.9
-200	265.4	200	173	27	37	47	118	63	24	32	40	12	M10*1.0P	M6*1.0P	5	3	2.3
-250	315.4	250	223	27	37	47	168	63	24	32	40	12	M10*1.0P	M6*1.0P	5	3	2.7
-SF14- 90	155.4	90	63	27	37	48	-	63	27	34	-	14	M10*1.0P	M6*1.0P	4	1	1.3
-120	185.4	120	93	27	37	47	-	63	27	34	-	14	M10*1.0P	M6*1.0P	10	2	1.6
-160	225.4	160	133	27	37	47	78	63	27	34	42	14	M10*1.0P	M6*1.0P	3	3	1.9
-200	265.4	200	173	27	37	47	118	63	27	34	42	14	M10*1.0P	M6*1.0P	3	3	2.3
-250	315.4	250	223	27	37	47	168	63	27	34	42	14	M10*1.0P	M6*1.0P	3	3	2.7

规格说明:



·BT40-SF 热缩刀柄 (4.5 度标准型)

BT40-SF SHRINK FIT TOOL HOLDER (4.5° STANDARD VERSION)



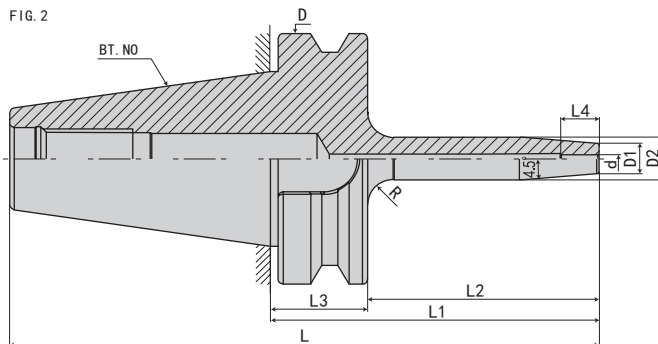
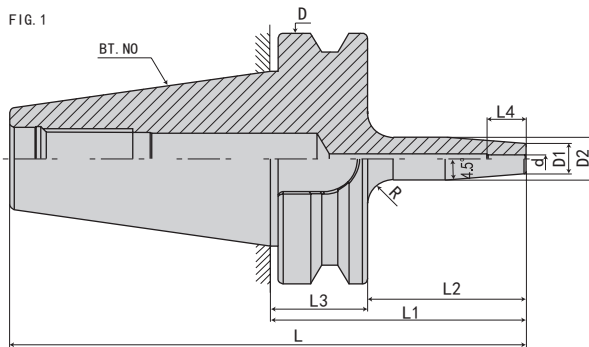
规格 Model	L	L1	L2	L3	L4	L5	L6	D	D1	D2	D3	d	T	T1	R	FIG	重量 KGS
BT40-SF16- 90	155.4	90	63	27	40	50	-	63	27	34	-	16	M12*1.0P	M6*1.0P	3	1	1.3
-120	185.4	120	93	27	40	50	-	63	27	34	-	16	M12*1.0P	M6*1.0P	10	2	1.6
-160	225.4	160	133	27	40	50	78	63	27	34	42	16	M12*1.0P	M6*1.0P	3	3	1.9
-200	265.4	200	173	27	40	50	118	63	27	34	42	16	M12*1.0P	M6*1.0P	3	3	2.3
-250	315.4	250	223	27	40	50	168	63	27	34	42	16	M12*1.0P	M6*1.0P		3	2.7
-SF18- 90	155.4	90	63	27	40	50	-	63	33	41	-	18	M12*1.0P	M6*1.0P	2	1	1.4
-120	185.4	120	93	27	40	50	-	63	33	42	-	18	M12*1.0P	M6*1.0P	5	2	1.8
-160	225.4	160	133	27	40	50	-	63	33	42	-	18	M12*1.0P	M6*1.0P	5	2	2.1
-200	265.4	200	173	27	40	50	-	63	33	42	-	18	M12*1.0P	M6*1.0P	5	2	2.4
-250	315.4	250	223	27	40	50	-	63	33	42	-	18	M12*1.0P	M6*1.0P		2	2.8
-SF20- 90	155.4	90	63	27	42	50	-	63	33	41	-	20	M16*1.0P	M6*1.0P	2	1	1.4
-120	185.4	120	93	27	42	50	-	63	33	42	-	20	M16*1.0P	M6*1.0P	5	2	1.8
-160	225.4	160	133	27	42	50	-	63	33	42	-	20	M16*1.0P	M6*1.0P	5	2	2.1
-200	265.4	200	173	27	42	50	-	63	33	42	-	20	M16*1.0P	M6*1.0P	5	2	2.4
-250	315.4	250	223	27	42	52	-	63	33	42	-	20	M16*1.0P	M6*1.0P		2	2.8
-SF25-100	155.4	90	63	27	48	58	-	63	44	53	-	25	M16*1.0P	M6*1.0P	2	1	2.1
-120	185.4	120	93	27	48	58	-	63	44	53	-	25	M16*1.0P	M6*1.0P	2	2	2.3
-160	225.4	160	133	27	48	58	-	63	44	53	-	25	M16*1.0P	M6*1.0P	2	2	2.6
-200	265.4	200	173	27	48	58	-	63	44	53	-	25	M16*1.0P	M6*1.0P	2	2	3.1
-250	315.4	250	223	27	48	58	-	63	44	53	-	25	M16*1.0P	M6*1.0P		2	3.6
-SF32-100	155.4	90	63	27	52	62	-	63	44	53	-	32	M16*1.0P	M6*1.0P	2	1	2.1
-120	185.4	120	93	27	52	62	-	63	44	53	-	32	M16*1.0P	M6*1.0P	2	2	2.3
-160	225.4	160	133	27	52	62	-	63	44	53	-	32	M16*1.0P	M6*1.0P	2	2	2.6
-200	265.4	200	173	27	52	62	-	63	44	53	-	32	M16*1.0P	M6*1.0P	2	2	3.1
-250	315.4	250	223	27	52	62	-	63	44	53	-	32	M16*1.0P	M6*1.0P		2	3.6

规格说明:



·BT50-SF 热缩刀柄 (4.5 度标准型)

BT50-SF SHRINK FIT TOOL HOLDER (4.5° STANDARD VERSION)



规格 Model	L	L1	L2	L3	L4	D	D1	D2	d	R	FIG	重量 KGS
BT50-SF03-100	201.8	100	62	38	12	100	12	17	3	10	1	3.7
-120	221.8	120	82	38	12	100	12	20	3	10	2	3.9
-160	261.8	160	122	38	12	100	12	20	3	10	2	4.2
-SF04-100	201.8	100	62	38	16	100	12	17	4	10	1	3.7
-120	221.8	120	82	38	16	100	15	22	4	10	2	3.9
-160	261.8	160	122	38	16	100	15	22	4	10	2	4.2
-SF05-100	201.8	100	62	38	18	100	12	17	5	10	1	3.7
-120	221.8	120	82	38	18	100	15	22	5	10	2	3.9
-160	261.8	160	122	38	18	100	15	22	5	10	2	4.2

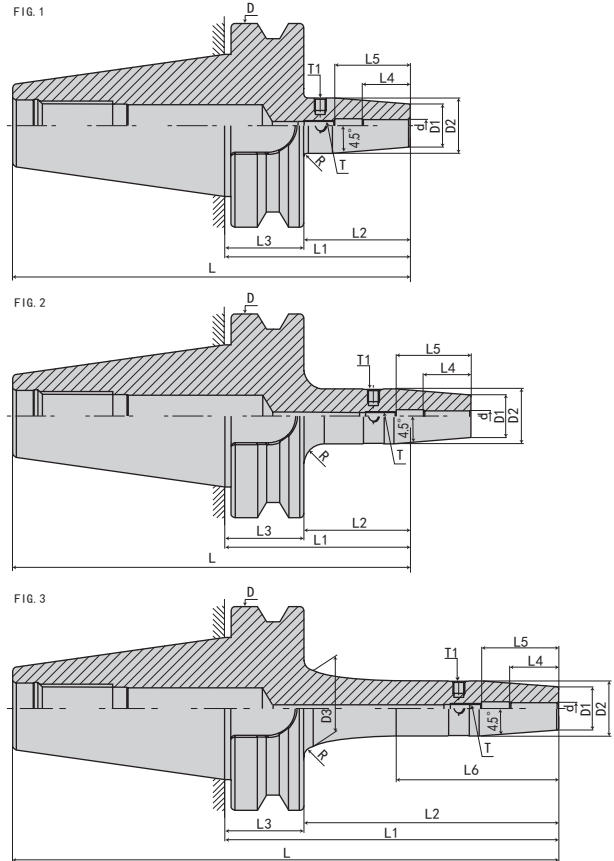
规格说明:

BT50 - SF - 03 - 100

- L1 长度 Length (L1)
- 刀杆直径 Diameter
- 功能代号 Holder type
- 锥柄形式 Taper size

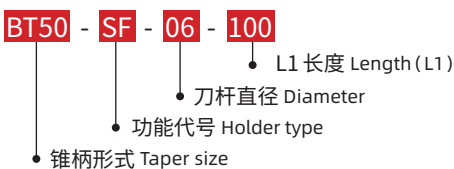
·BT50-SF 热缩刀柄 (4.5 度标准型)

BT50-SF SHRINK FIT TOOL HOLDER (4.5° STANDARD VERSION)



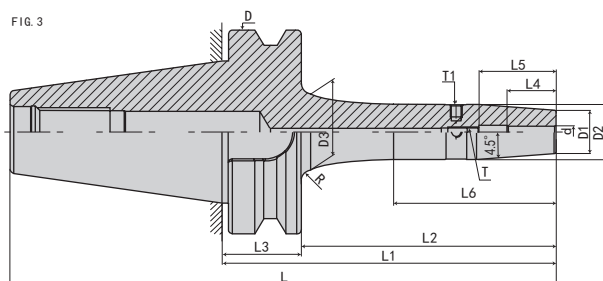
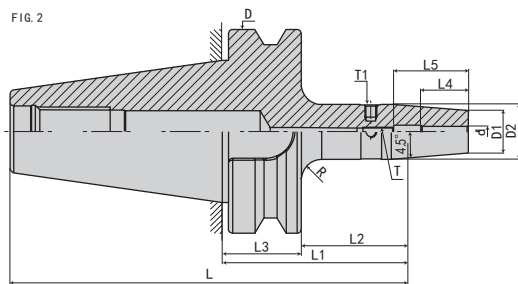
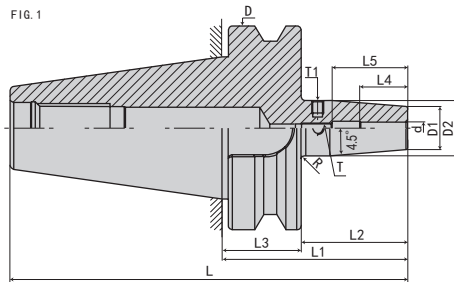
规格 Model	L	L1	L2	L3	L4	L5	L6	D	D1	D2	D3	d	T	T1	FIG	重量 KGS
BT50-SF06-100	201.8	100	62	38	26	36	-	100	21	27	-	6	M5*0.8P	M6*1.0P	1	3.7
-120	221.8	120	82	38	26	36	-	100	21	27	-	6	M5*0.8P	M6*1.0P	2	3.9
-160	261.8	160	122	38	26	36	78	100	21	27	41	6	M5*0.8P	M6*1.0P	3	4.2
-200	301.8	200	162	38	26	36	118	100	21	27	41	6	M5*0.8P	M6*1.0P	3	5.8
-250	351.8	250	212	38	26	36	168	100	21	27	41	6	M5*0.8P	M6*1.0P	3	7.4
-SF08-100	201.8	100	62	38	26	36	-	100	21	27	-	8	M6*1.0P	M6*1.0P	1	3.8
-120	221.8	120	82	38	26	36	-	100	21	27	-	8	M6*1.0P	M6*1.0P	2	3.9
-160	261.8	160	122	38	26	36	78	100	21	27	41	8	M6*1.0P	M6*1.0P	3	4.2
-200	301.8	200	162	38	26	36	118	100	21	27	41	8	M6*1.0P	M6*1.0P	3	5.8
-250	351.8	250	212	38	26	36	168	100	21	27	41	8	M6*1.0P	M6*1.0P	3	7.4
-SF10-100	201.8	100	62	38	32	42	-	100	24	32	-	10	M8*1.0P	M6*1.0P	1	3.9
-120	221.8	120	82	38	32	42	-	100	24	32	-	10	M8*1.0P	M6*1.0P	2	4.1
-160	261.8	160	122	38	32	42	78	100	24	32	40	10	M8*1.0P	M6*1.0P	3	4.3
-200	301.8	200	162	38	32	42	118	100	24	32	40	10	M8*1.0P	M6*1.0P	3	5.9
-250	351.8	250	212	38	32	42	168	100	24	32	40	10	M8*1.0P	M6*1.0P	3	7.5
-SF12-100	201.8	100	62	38	37	47	-	100	24	32	-	12	M10*1.0P	M6*1.0P	1	3.9
-120	221.8	120	82	38	37	47	-	100	24	32	-	12	M10*1.0P	M6*1.0P	2	4.1
-160	261.8	160	122	38	37	47	78	100	24	32	40	12	M10*1.0P	M6*1.0P	3	4.3
-200	301.8	200	162	38	37	47	118	100	24	32	40	12	M10*1.0P	M6*1.0P	3	5.9
-250	351.8	250	212	38	37	47	168	100	24	32	40	12	M10*1.0P	M6*1.0P	3	7.5
-SF14-100	201.8	100	62	38	37	47	-	100	27	34	-	14	M10*1.0P	M6*1.0P	1	3.9
-120	221.8	120	82	38	37	47	-	100	27	34	-	14	M10*1.0P	M6*1.0P	2	4.1
-160	261.8	160	122	38	37	47	78	100	27	34	42	14	M10*1.0P	M6*1.0P	3	4.3
-200	301.8	200	162	38	37	47	118	100	27	34	42	14	M10*1.0P	M6*1.0P	3	5.9
-250	351.8	250	212	38	37	47	168	100	27	34	42	14	M10*1.0P	M6*1.0P	3	7.5

规格说明:


 E
 BT SHANK SYSTEMS
 刀柄系列

·BT50-SF 热缩刀柄 (4.5°标准型)

BT50-SF SHRINK FIT TOOL HOLDER (4.5° STANDARD VERSION)



规格 Model	L	L1	L2	L3	L4	L5	L6	D	D1	D2	D3	d	T	T1	FIG	重量 KGS
BT50-SF16-100	201.8	100	62	38	40	50	-	100	27	34	-	16	M12*1.0P	M6*1.0P	1	3.9
-120	221.8	120	82	38	40	50	-	100	27	34	-	16	M12*1.0P	M6*1.0P	2	4.1
-160	261.8	160	122	38	40	50	78	100	27	34	42	16	M12*1.0P	M6*1.0P	3	4.3
-200	301.8	200	162	38	40	50	118	100	27	34	42	16	M12*1.0P	M6*1.0P	3	5.9
-250	351.8	250	212	38	40	50	168	100	27	34	42	16	M12*1.0P	M6*1.0P	3	7.5
-SF18-100	201.8	100	62	38	40	50	-	100	33	42	-	18	M12*1.0P	M6*1.0P	1	4.1
-120	221.8	120	82	38	40	50	-	100	33	42	-	18	M12*1.0P	M6*1.0P	2	4.2
-160	261.8	160	122	38	40	50	78	100	33	42	-	18	M12*1.0P	M6*1.0P	3	4.4
-200	301.8	200	162	38	40	50	118	100	33	42	-	18	M12*1.0P	M6*1.0P	3	6.1
-250	351.8	250	212	38	40	50	168	100	33	42	-	18	M12*1.0P	M6*1.0P	3	7.8
-SF20-100	201.8	100	62	38	42	52	-	100	33	42	-	20	M16*1.0P	M6*1.0P	1	4.1
-120	221.8	120	82	38	42	52	-	100	33	42	-	20	M16*1.0P	M6*1.0P	2	4.2
-160	261.8	160	122	38	42	52	78	100	33	42	-	20	M16*1.0P	M6*1.0P	3	4.4
-200	301.8	200	162	38	42	52	118	100	33	42	-	20	M16*1.0P	M6*1.0P	3	6.1
-250	351.8	250	212	38	42	52	168	100	33	42	-	20	M16*1.0P	M6*1.0P	3	7.8
-SF25-110	211.8	110	72	38	48	58	-	100	44	53	-	25	M16*1.0P	M6*1.0P	1	4.5
-120	221.8	120	82	38	48	58	-	100	44	53	-	25	M16*1.0P	M6*1.0P	2	4.7
-160	261.8	160	122	38	48	58	78	100	44	53	-	25	M16*1.0P	M6*1.0P	3	5.1
-200	301.8	200	162	38	48	58	118	100	44	53	-	25	M16*1.0P	M6*1.0P	3	6.1
-250	351.8	250	212	38	48	58	168	100	44	53	-	25	M16*1.0P	M6*1.0P	3	7.8
-SF32-110	211.8	110	72	38	52	62	-	100	44	53	-	32	M16*1.0P	M6*1.0P	1	4.5
-120	221.8	120	82	38	52	62	-	100	44	53	-	32	M16*1.0P	M6*1.0P	2	4.7
-160	261.8	160	122	38	52	62	78	100	44	53	-	32	M16*1.0P	M6*1.0P	3	5.1
-200	301.8	200	162	38	52	62	118	100	44	53	-	32	M16*1.0P	M6*1.0P	3	6.1
-250	351.8	250	212	38	52	62	168	100	44	53	-	32	M16*1.0P	M6*1.0P	3	7.8

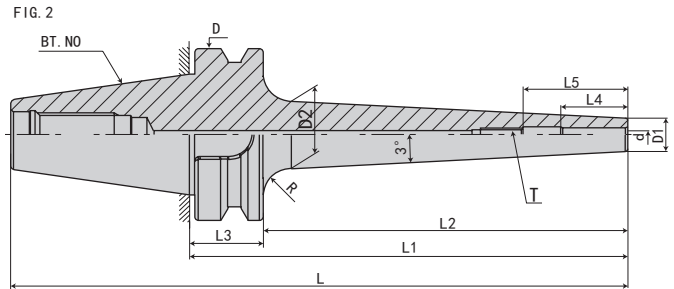
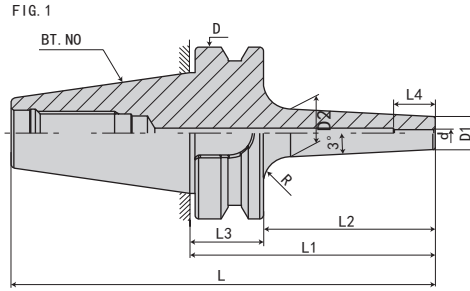
规格说明:

BT50 - SF - 16 - 100

- L1 长度 Length (L1)
- 刀杆直径 Diameter
- 功能代号 Holder type
- 锥柄形式 Taper size

·BT30-SFS 热缩刀柄 (3度细长型)

BT30-SFS SHRINK CHUCK (3° C SLENDER TYPE)



规格 Model	L	L1	L2	L3	L4	L5	D	D1	D2	d	T	R 大圆弧	FIG	重量 KGS
BT30-SFS03- 80	128.4	80	58	22	12	-	46	7	13	3	-	5	1	0.6
-120	168.4	120	98	22	12	-	46	7	17	3	-	5	2	0.9
-SFS04- 80	128.4	80	58	22	16	-	46	8	14	4	-	5	1	0.6
-120	168.4	120	98	22	16	-	46	8	18	4	-	5	2	0.9
-SFS05- 80	128.4	80	58	22	18	-	46	9	15	5	-	5	1	0.6
-120	168.4	120	98	22	18	-	46	9	19	5	-	5	2	0.9
-SFS06- 80	128.4	80	58	22	26	36	46	10	16	6	M5*0.8P	5	1	0.7
-120	168.4	120	98	22	26	36	46	10	20	6	M5*0.8P	5	2	1
-SFS08- 80	128.4	80	58	22	26	36	46	12	16	8	M6*1.0P	5	1	0.7
-120	168.4	120	98	22	26	36	46	12	20	8	M6*1.0P	5	2	1
-SFS10- 80	128.4	80	58	22	32	42	46	14	16	10	M8*1.0P	5	1	0.8
-120	168.4	120	98	22	32	42	46	14	20	10	M8*1.0P	5	2	1.1
-SFS12- 80	128.4	80	58	22	37	47	46	16	22	12	M10*1.0P	5	1	0.8
-120	168.4	120	98	22	37	47	46	16	26	12	M10*1.0P	5	2	1.1
-SFS14- 80	128.4	80	58	22	37	47	46	18	24	14	M10*1.0P	5	1	1
-120	168.4	120	98	22	37	47	46	18	28	14	M10*1.0P	5	2	1.2
-SFS16- 80	128.4	80	58	22	40	50	46	22	28	16	M12*1.0P	5	1	1
-120	168.4	120	98	22	40	50	46	22	31	16	M12*1.0P	5	2	1.2

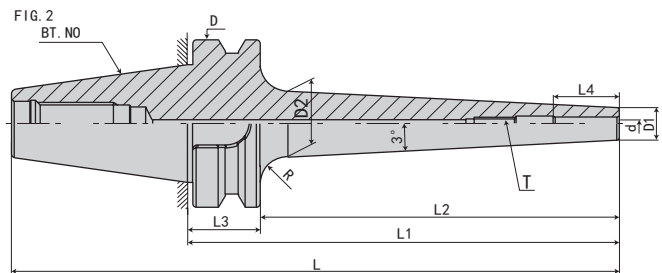
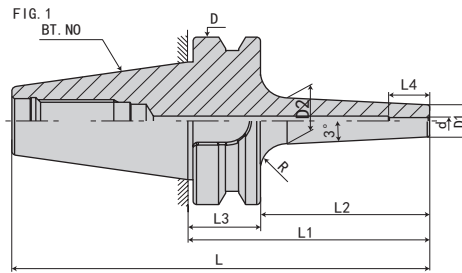
规格说明:

BT30 - SFS - 03 - 80

- L1 长度 Length (L1)
- 刀杆直径 Diameter
- 功能代号 Holder type
- 锥柄形式 Taper size

·BT40-SFS 热缩刀柄 (3°细长型)

BT40-SFS SHRINK CHUCK (3° C SLENDER TYPE)



规格 Model	L	L1	L2	L3	L4	D	D1	D2	d	R 大圆弧	FIG	重量 KGS
BT40-SFS03- 90	155.4	90	63	27	12	63	9	15	3	10	1	1
-120	185.4	120	93	27	12	63	9	16	3	10	2	1.1
-160	225.4	160	133	27	12	63	9	19	3	10	2	1.2
-200	265.4	200	173	27	12	63	9	22	3	10	2	1.2
-SFS04- 90	155.4	90	63	27	16	63	10	16	4	10	1	1
-120	185.4	120	93	27	16	63	10	17	4	10	2	1.1
-160	225.4	160	133	27	16	63	10	20	4	10	2	1.2
-200	265.4	200	173	27	16	63	10	23	4	10	2	1.3
-SFS05- 90	155.4	90	63	27	18	63	11	17	5	10	1	1.1
-120	185.4	120	93	27	18	63	11	18	5	10	2	1.1
-160	225.4	160	133	27	18	63	11	21	5	10	2	1.2
-200	265.4	200	173	27	18	63	11	24	5	10	2	1.3

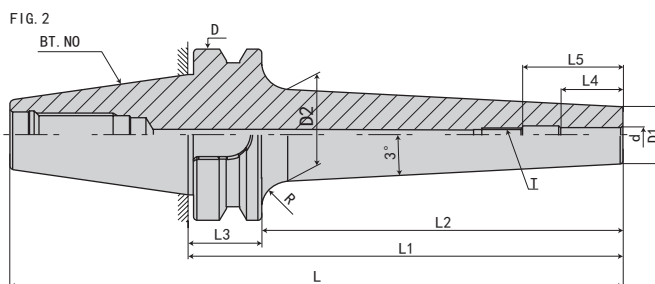
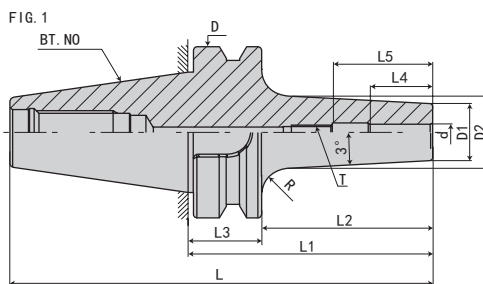
规格说明:

BT40 - SFS - 03 - 90

- L1 长度 Length (L1)
- 刀杆直径 Diameter
- 功能代号 Holder type
- 锥柄形式 Taper size

·BT40-SFS 热缩刀柄 (3度细长型)

BT40-SFS SHRINK CHUCK (3° C SLENDER TYPE)



规格 Model	L	L1	L2	L3	L4	L5	D	D1	D2	d	T	R 大圆弧	FIG	重量 KGS
BT40-SFS06- 90	155.4	90	63	27	26	36	63	12	18	6	M5*0.8P	10	1	1.1
-120	185.4	120	93	27	26	36	63	12	21	6	M5*0.8P	10	2	1.1
-160	225.4	160	133	27	26	36	63	12	24	6	M5*0.8P	10	2	1.2
-200	265.4	200	173	27	26	36	63	12	27	6	M5*0.8P	10	2	1.3
-250	315.4	250	223	27	26	36	63	12		6	M5*0.8P	10	2	1.4
-SFS08- 90	155.4	90	63	27	26	36	63	14	20	8	M6*1.0P	10	1	1.1
-120	185.4	120	93	27	26	36	63	14	23	8	M6*1.0P	10	2	1.2
-160	225.4	160	133	27	26	36	63	14	26	8	M6*1.0P	10	2	1.3
-200	265.4	200	173	27	26	36	63	14	29	8	M6*1.0P	10	2	1.4
-250	315.4	250	223	27	26	36	63	14		8	M6*1.0P	10	2	1.5
-SFS10- 90	155.4	90	63	27	32	42	63	16	22	10	M8*1.0P	10	1	1.1
-120	185.4	120	93	27	32	42	63	16	25	10	M8*1.0P	10	2	1.2
-160	225.4	160	133	27	32	42	63	16	28	10	M8*1.0P	10	2	1.3
-200	265.4	200	173	27	32	42	63	16	31	10	M8*1.0P	10	2	1.5
-250	315.4	250	223	27	32	42	63	16		10	M8*1.0P	10	2	1.7
-SFS12- 90	155.4	90	63	27	37	47	63	18	24	12	M10*1.0P	10	1	1.1
-120	185.4	120	93	27	37	47	63	18	27	12	M10*1.0P	10	2	1.2
-160	225.4	160	133	27	37	47	63	18	30	12	M10*1.0P	10	2	1.4
-200	265.4	200	173	27	37	47	63	18	33	12	M10*1.0P	10	2	1.6
-250	315.4	250	223	27	37	47	63	18		12	M10*1.0P	10	2	1.8

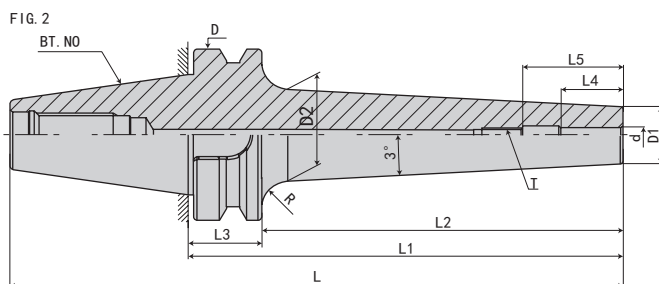
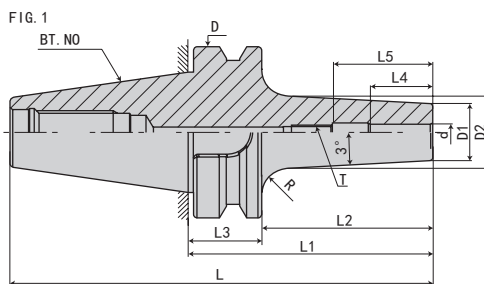
规格说明:

BT40 - SFS - 06 - 90

- L1 长度 Length (L1)
- 刀杆直径 Diameter
- 功能代号 Holder type
- 锥柄形式 Taper size

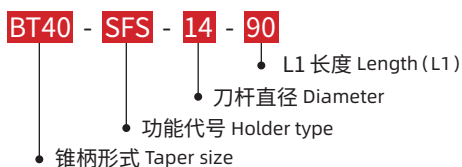
·BT40-SFS 热缩刀柄 (3度细长型)

BT40-SFS SHRINK CHUCK (3° C SLENDER TYPE)



规格 Model	L	L1	L2	L3	L4	L5	D	D1	D2	d	T	R 大圆弧	FIG	重量 KGS
-SFS14- 90	155.4	90	63	27	37	47	63	20	26	14	M10*1.0P	10	1	1.1
-120	185.4	120	93	27	37	47	63	20	29	14	M10*1.0P	10	2	1.3
-160	225.4	160	133	27	37	47	63	20	32	14	M10*1.0P	10	2	1.5
-200	265.4	200	173	27	37	47	63	20	35	14	M10*1.0P	10	2	1.7
-250	315.4	250	223	27	37	47	63	20		14	M10*1.0P	10	2	1.9
-SFS16- 90	155.4	90	63	27	40	50	63	22	28	16	M12*1.0P	10	1	1.2
-120	185.4	120	93	27	40	50	63	22	31	16	M12*1.0P	10	2	1.3
-160	225.4	160	133	27	40	50	63	22	34	16	M12*1.0P	10	2	1.5
-200	265.4	200	173	27	40	50	63	22	37	16	M12*1.0P	10	2	1.8
-250	315.4	250	223	27	40	50	63	22		16	M12*1.0P	10	2	2
-SFS18- 90	155.4	90	63	27	40	50	63	24	30	18	M12*1.0P	10	1	1.2
-120	185.4	120	93	27	40	50	63	24	33	18	M12*1.0P	10	2	1.3
-160	225.4	160	133	27	40	50	63	24	36	18	M12*1.0P	10	2	1.6
-200	265.4	200	173	27	40	50	63	24	39	18	M12*1.0P	10	2	1.9
-250	315.4	250	223	27	40	50	63	24		18	M12*1.0P	10	2	2.1
-SFS20- 90	155.4	90	63	27	42	52	63	26	32	20	M16*1.0P	10	1	1.2
-120	185.4	120	93	27	42	52	63	26	35	20	M16*1.0P	10	2	1.3
-160	225.4	160	133	27	42	52	63	26	38	20	M16*1.0P	10	2	1.7
-200	265.4	200	173	27	42	52	63	26	41	20	M16*1.0P	10	2	2
-250	315.4	250	223	27	42	52	63	26		20	M16*1.0P	10	2	2.2

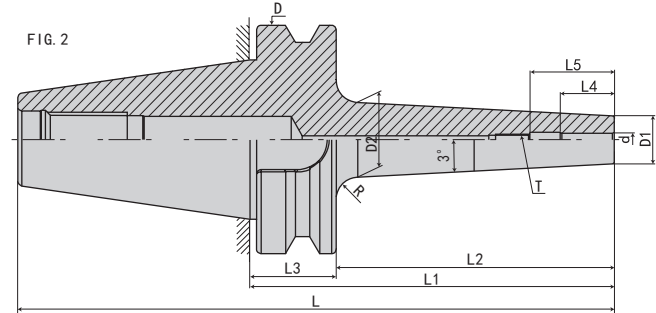
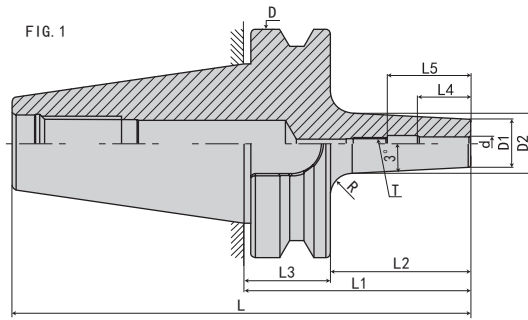
规格说明:



E
BT SHANK SYSTEMS
BT 刀柄系列

·BT50-SFS 热缩刀柄 (3度细长型)

BT50-SFS SHRINK CHUCK (3° C SLENDER TYPE)



规格 Model	L	L1	L2	L3	L4	L5	D	D1	D2	d	T	R 大圆弧	FIG	重量 KGS
BT50-SFS06-100	201.8	100	62	38	26	36	100	12	18	6	M5*0.8P	10	1	3.8
-120	221.8	120	82	38	26	36	100	12	20	6	M5*0.8P	10	1	3.9
-160	162.8	160	122	38	26	36	100	12	24	6	M5*0.8P	10	2	4.2
-200	301.8	200	162	38	26	36	100	12	28	6	M5*0.8P	10	2	5.8
-250	351.8	250	212	38	26	36	100	12		6	M5*0.8P	10	2	7.2
-SFS08-100	201.8	100	62	38	26	36	100	14	20	8	M6*1.0P	10	1	3.8
-120	221.8	120	82	38	26	36	100	14	22	8	M6*1.0P	10	1	3.9
-160	162.8	160	122	38	26	36	100	14	26	8	M6*1.0P	10	2	4.2
-200	301.8	200	162	38	26	36	100	14	30	8	M6*1.0P	10	2	5.8
-250	351.8	250	212	38	26	36	100	14		8	M6*1.0P	10	2	7.2
-SFS10-100	201.8	100	62	38	32	42	100	16	22	10	M8*1.0P	10	1	3.9
-120	221.8	120	82	38	32	42	100	16	24	10	M8*1.0P	10	1	4.1
-160	162.8	160	122	38	32	42	100	16	28	10	M8*1.0P	10	2	4.3
-200	301.8	200	162	38	32	42	100	16	32	10	M8*1.0P	10	2	5.9
-250	351.8	250	212	38	32	42	100	16		10	M8*1.0P	10	2	7.6
-SFS12-100	201.8	100	62	38	37	47	100	18	24	12	M10*1.0P	10	1	3.9
-120	221.8	120	82	38	37	47	100	18	26	12	M10*1.0P	10	1	4.1
-160	162.8	160	122	38	37	47	100	18	30	12	M10*1.0P	10	2	4.3
-200	301.8	200	162	38	37	47	100	18	34	12	M10*1.0P	10	2	5.9
-250	351.8	250	212	38	37	47	100	18		12	M10*1.0P	10	2	7.6

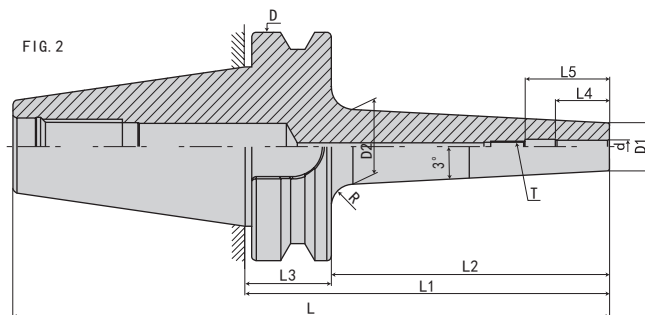
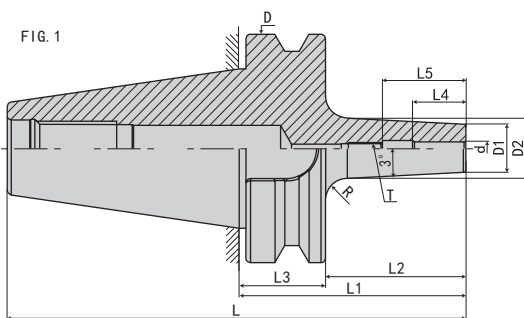
规格说明:

BT50 - SFS - 06 - 100

- L1 长度 Length (L1)
- 刀杆直径 Diameter
- 功能代号 Holder type
- 锥柄形式 Taper size

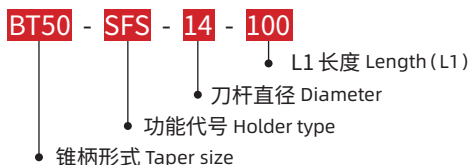
·BT50-SFS 热缩刀柄 (3度细长型)

BT50-SFS SHRINK CHUCK (3° C SLENDER TYPE)



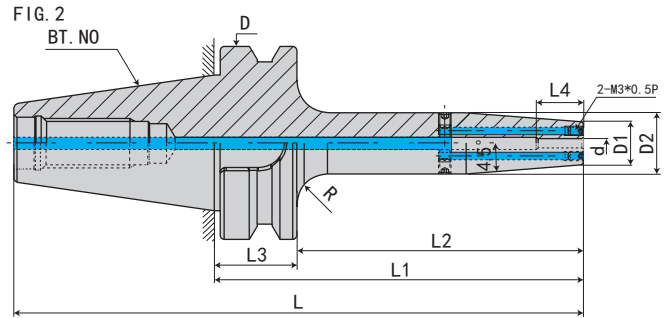
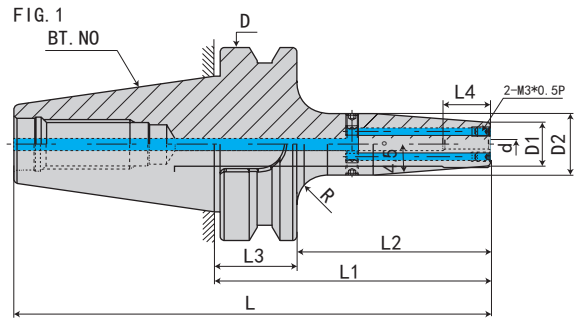
规格 Model	L	L1	L2	L3	L4	L5	D	D1	D2	d	T	R 大圆弧	FIG	重量 KGS
BT50 -SFS14-100	201.8	100	62	38	37	47	100	20	26	14	M10*1.0P	10	1	3.9
-120	221.8	120	82	38	37	47	100	20	28	14	M10*1.0P	10	1	4.1
-160	162.8	160	122	38	37	47	100	20	32	14	M10*1.0P	10	2	4.3
-200	301.8	200	162	38	37	47	100	20	36	14	M10*1.0P	10	2	5.9
-250	351.8	250	212	38	37	47	100	20		14	M10*1.0P	10	2	7.6
-SFS16-100	201.8	100	62	38	40	50	100	22	28	16	M12*1.0P	10	1	4
-120	221.8	120	82	38	40	50	100	22	30	16	M12*1.0P	10	1	4.2
-160	162.8	160	122	38	40	50	100	22	34	16	M12*1.0P	10	2	4.4
-200	301.8	200	162	38	40	50	100	22	38	16	M12*1.0P	10	2	6
-250	351.8	250	212	38	40	50	100	22		16	M12*1.0P	10	2	7.7
-SFS18-100	201.8	100	62	38	40	50	100	24	30	18	M12*1.0P	10	1	4
-120	221.8	120	82	38	40	50	100	24	32	18	M12*1.0P	10	1	4.2
-160	162.8	160	122	38	40	50	100	24	36	18	M12*1.0P	10	2	4.4
-200	301.8	200	162	38	40	50	100	24	40	18	M12*1.0P	10	2	6
-250	351.8	250	212	38	40	50	100	24		18	M12*1.0P	10	2	7.7
-SFS20-100	201.8	100	62	38	42	52	100	26	32	20	M16*1.0P	10	1	4.1
-120	221.8	120	82	38	42	52	100	26	34	20	M16*1.0P	10	1	4.3
-160	162.8	160	122	38	42	52	100	26	38	20	M16*1.0P	10	2	4.4
-200	301.8	200	162	38	42	52	100	26	42	20	M16*1.0P	10	2	6.1
-250	351.8	250	212	38	42	52	100	26		20	M16*1.0P	10	2	7.8

规格说明:



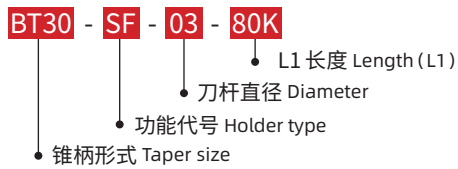
·BT30-SFK 热缩刀柄 (4.5°通水型)

BT30-SFK SHRINK CHUCK (4.5° SHRINK-FIT COOLANT TYPE)



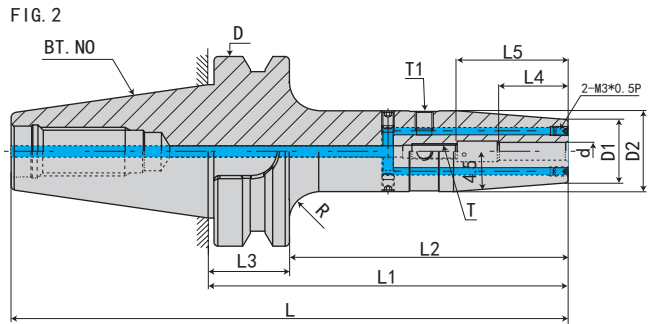
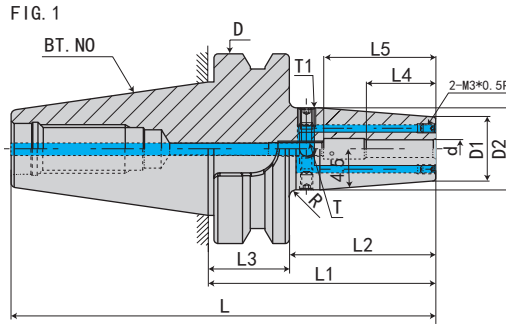
规格 Model	L	L1	L2	L3	L4	D	D1	D2	d	R	FIG	重量 KGS
BT30-SF03- 80K	128.4	80	58	22	12	48	14	20	3	5	1	0.6
-120K	168.4	120	98	22	12	48	14	20	3	5	2	0.9
-SF04- 80K	128.4	80	58	22	16	48	14	20	4	5	1	0.6
-120K	168.4	120	98	22	16	48	14	20	4	5	2	0.9
-SF05- 80K	128.4	80	58	22	18	48	14	20	5	5	1	0.6
-120K	168.4	120	98	22	18	48	14	20	5	5	2	0.9

规格说明:



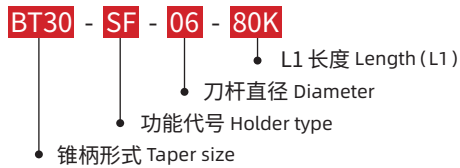
·BT30-SFK 热缩刀柄 (4.5°通水型)

BT30-SFK SHRINK CHUCK (4.5° SHRINK-FIT COOLANT TYPE)



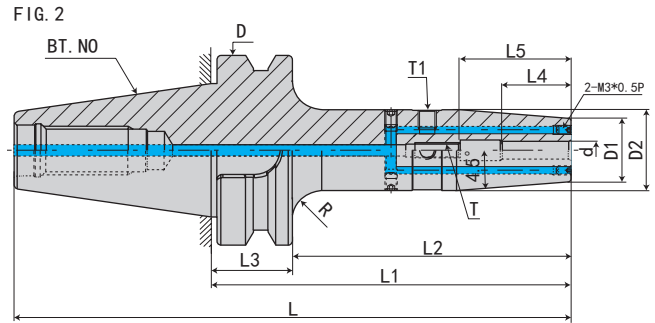
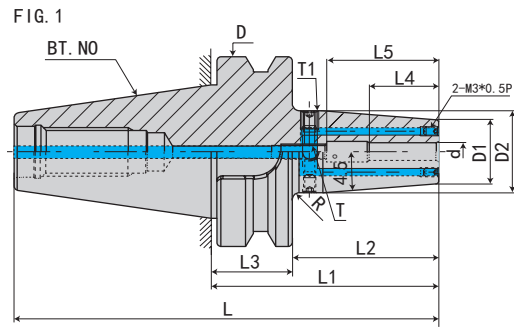
规格 Model	L	L1	L2	L3	L4	L5	D	D1	D2	d	T	T1	R	FIG	重量 KGS
BT30-SF06- 80K	128.4	80	58	22	26	36	48	21	27	6	M5*0.8P	M6*1.0P	3	1	0.7
-120K	168.4	120	98	22	26	36	48	21	27	6	M5*0.8P	M6*1.0P	5	2	1
-SF08- 80K	128.4	80	58	22	26	36	48	21	27	8	M6*1.0P	M6*1.0P	3	1	0.7
-120K	168.4	120	98	22	26	36	48	21	27	8	M6*1.0P	M6*1.0P	5	2	1
-SF10- 80K	128.4	80	58	22	32	42	48	24	32	10	M8*1.0P	M6*1.0P	1	1	0.8
-120K	168.4	120	98	22	32	42	48	24	32	10	M8*1.0P	M6*1.0P	4	2	1.1
-SF12- 80K	128.4	80	58	22	37	47	48	24	32	12	M10*1.0P	M6*1.0P	1	1	0.8
-120K	168.4	120	98	22	37	47	48	24	32	12	M10*1.0P	M6*1.0P	4	2	1.1
-SF14- 80K	128.4	80	58	22	37	47	48	27	34	14	M10*1.0P	M6*1.0P	1	1	0.8
-120K	168.4	120	98	22	37	47	48	27	34	14	M10*1.0P	M6*1.0P	3	2	1.1
-SF16- 80K	128.4	80	58	22	40	50	48	27	34	16	M12*1.0P	M6*1.0P	1	1	0.8
-120K	168.4	120	98	22	40	50	48	27	34	16	M12*1.0P	M6*1.0P	3	2	1.1
-SF18- 90K	138.4	90	68	22	40	50	48	33	42	18	M12*1.0P	M6*1.0P	1	1	0.9
-120K	168.4	120	98	22	40	50	48	33	42	18	M12*1.0P	M6*1.0P	1	2	1.2
-SF20- 90K	138.4	90	68	22	42	52	48	33	42	20	M16*1.0P	M6*1.0P	1	1	0.9
-120K	168.4	120	98	22	42	52	48	33	42	20	M16*1.0P	M6*1.0P	1	2	1.2

规格说明:



·BT40-SFK 热缩刀柄 (4.5°通水型)

BT40-SFK SHRINK CHUCK (4.5° SHRINK-FIT COOLANT TYPE)



规格 Model	L	L1	L2	L3	L4	D	D1	D2	d	R	FIG	重量 KGS
BT40-SF03- 90K	155.4	90	63	27	12	63	14	20	3	5	1	1.1
-120K	185.4	120	93	27	12	63	14	20	3	5	2	1.4
-SF04- 90K	155.4	90	63	27	16	63	14	20	4	5	1	1.1
-120K	185.4	120	93	27	16	63	14	20	4	5	2	1.4
-SF05- 90K	155.4	90	63	27	18	63	14	20	5	5	1	1.1
-120K	185.4	120	93	27	18	63	14	20	5	5	2	1.4

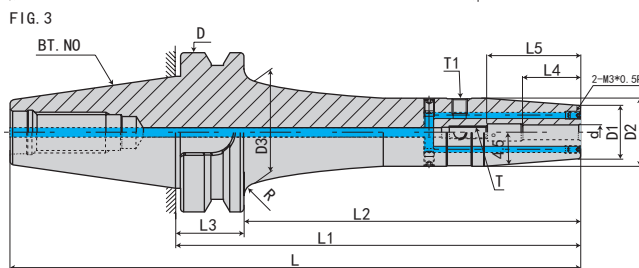
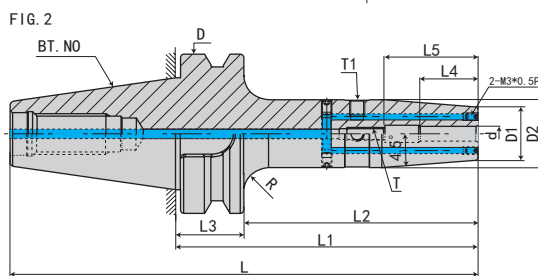
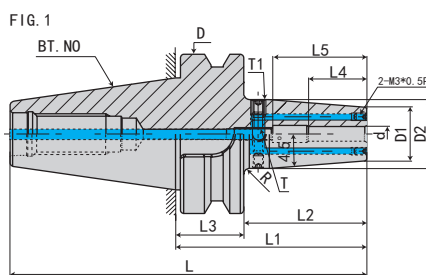
规格说明:

BT40 - SF - 03 - 90K

- L1 长度 Length (L1)
- 刀杆直径 Diameter
- 功能代号 Holder type
- 锥柄形式 Taper size

·BT40-SFK 热缩刀柄 (4.5°通水型)

BT40-SFK SHRINK CHUCK (4.5° SHRINK-FIT COOLANT TYPE)



规格 Model	L	L1	L2	L3	L4	L5	L6	D	D1	D2	D3	d	T	T1	R	FIG	重量 KGS
BT40-SF06- 75K	140.4	75	48	27	26	36	-	63	21	27	-	6	M5*0.8P	M6*1.0P	5	1	1.1
- 90K	155.4	90	63	27	26	36	-	63	21	27	-	6	M5*0.8P	M6*1.0P	5	1	1.2
-120K	185.4	120	93	27	26	36	-	63	21	27	-	6	M5*0.8P	M6*1.0P	10	2	1.5
-160K	225.4	160	133	27	26	36	78	63	21	27	41	6	M5*0.8P	M6*1.0P	5	3	1.8
-200K	265.4	200	173	27	26	36	118	63	21	27	41	6	M5*0.8P	M6*1.0P	5	3	2.2
-SF08- 75K	140.4	75	48	27	26	36	-	63	21	27	-	8	M6*1.0P	M6*1.0P	5	1	1.1
- 90K	155.4	90	63	27	26	36	-	63	21	27	-	8	M6*1.0P	M6*1.0P	5	1	1.2
-120K	185.4	120	93	27	26	36	-	63	21	27	-	8	M6*1.0P	M6*1.0P	10	2	1.5
-160K	225.4	160	133	27	26	36	78	63	21	27	41	8	M6*1.0P	M6*1.0P	5	3	1.8
-200K	265.4	200	173	27	26	36	118	63	21	27	41	8	M6*1.0P	M6*1.0P	5	3	2.2
-SF10- 75K	140.4	75	48	27	32	42	-	63	24	32	-	10	M8*1.0P	M6*1.0P	2	1	1.2
- 90K	155.4	90	63	27	32	42	-	63	24	32	-	10	M8*1.0P	M6*1.0P	2	1	1.3
-120K	185.4	120	93	27	32	42	-	63	24	32	-	10	M8*1.0P	M6*1.0P	10	2	1.6
-160K	225.4	160	133	27	32	42	78	63	24	32	40	10	M8*1.0P	M6*1.0P	5	3	1.9
-200K	265.4	200	173	27	32	42	118	63	24	32	40	10	M8*1.0P	M6*1.0P	5	3	2.3
-SF12- 75K	140.4	75	48	27	37	47	-	63	24	32	-	12	M10*1.0P	M6*1.0P	2	1	1.2
- 90K	155.4	90	63	27	37	47	-	63	24	32	-	12	M10*1.0P	M6*1.0P	2	1	1.3
-120K	185.4	120	93	27	37	47	-	63	24	32	-	12	M10*1.0P	M6*1.0P	10	2	1.6
-160K	225.4	160	133	27	37	47	78	63	24	32	40	12	M10*1.0P	M6*1.0P	5	3	1.9
-200K	265.4	200	173	27	37	47	118	63	24	32	40	12	M10*1.0P	M6*1.0P	5	3	2.3
BT40-SF14- 75K	140.4	75	48	27	37	47	-	63	27	34	-	14	M10*1.0P	M6*1.0P	4	1	1.2
- 90K	155.4	90	63	27	37	47	-	63	27	34	-	14	M10*1.0P	M6*1.0P	4	1	1.3
-120K	185.4	120	93	27	37	47	-	63	27	34	-	14	M10*1.0P	M6*1.0P	10	2	1.6
-160K	225.4	160	133	27	37	47	78	63	27	34	42	14	M10*1.0P	M6*1.0P	3	3	1.9
-200K	265.4	200	173	27	37	47	118	63	27	34	42	14	M10*1.0P	M6*1.0P	3	3	2.3

规格说明:

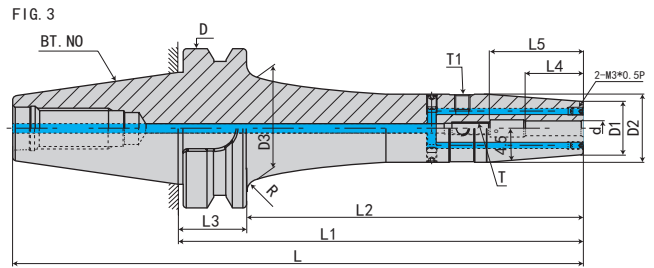
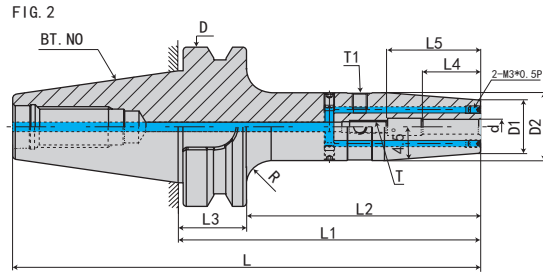
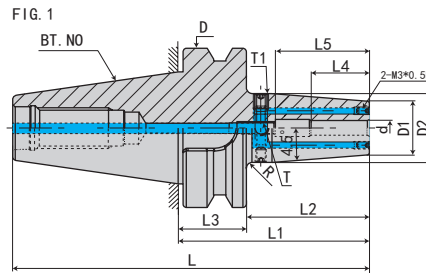
BT40 - SF - 06 - 75K

- L1 长度 Length (L1)
- 刀杆直径 Diameter
- 功能代号 Holder type
- 锥柄形式 Taper size



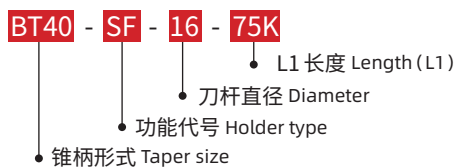
·BT40-SFK 热缩刀柄 (4.5°通水型)

BT40-SFK SHRINK CHUCK (4.5° SHRINK-FIT COOLANT TYPE)



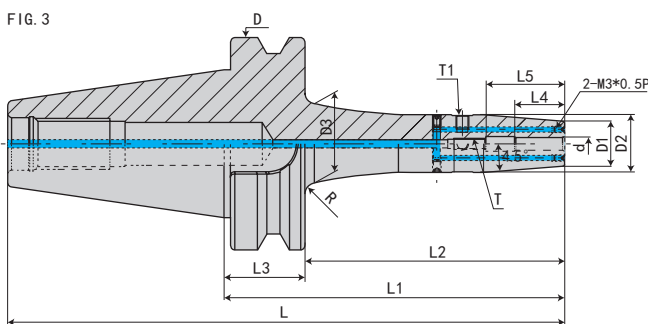
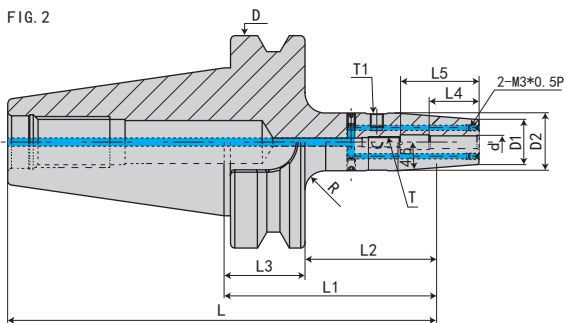
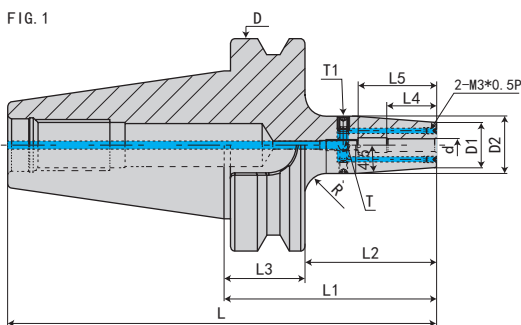
规格 Model	L	L1	L2	L3	L4	L5	L6	D	D1	D2	D3	d	T	T1	R	FIG	重量 KGS
BT40-SF16- 75K	140.4	75	48	27	40	50	-	63	27	34	-	16	M12*1.0P	M6*1.0P	3	1	1.2
- 90K	155.4	90	63	27	40	50	-	63	27	34	-	16	M12*1.0P	M6*1.0P	3	1	1.3
-120K	185.4	120	93	27	40	50	-	63	27	34	-	16	M12*1.0P	M6*1.0P	10	2	1.6
-160K	225.4	160	133	27	40	50	78	63	27	34	42	16	M12*1.0P	M6*1.0P	3	3	1.9
-200K	265.4	200	173	27	40	50	118	63	27	34	42	16	M12*1.0P	M6*1.0P	3	3	2.3
-SF18- 75K	140.4	75	48	27	40	50	-	63	33	42	-	18	M12*1.0P	M6*1.0P	2	1	1.3
- 90K	155.4	90	63	27	40	50	-	63	33	42	-	18	M12*1.0P	M6*1.0P	2	1	1.4
-120K	185.4	120	93	27	40	50	-	63	33	42	-	18	M12*1.0P	M6*1.0P	5	2	1.7
-160K	225.4	160	133	27	40	50	-	63	33	42	-	18	M12*1.0P	M6*1.0P	5	2	2
-200K	265.4	200	173	27	40	50	-	63	33	42	-	18	M12*1.0P	M6*1.0P	5	2	2.4
-SF20- 75K	140.4	75	48	27	42	52	-	63	33	42	-	20	M16*1.0P	M6*1.0P	2	1	1.3
- 90K	155.4	90	63	27	42	52	-	63	33	42	-	20	M16*1.0P	M6*1.0P	2	1	1.4
-120K	185.4	120	93	27	42	52	-	63	33	42	-	20	M16*1.0P	M6*1.0P	5	2	1.7
-160K	225.4	160	133	27	42	52	-	63	33	42	-	20	M16*1.0P	M6*1.0P	5	2	2
-200K	265.4	200	173	27	42	52	-	63	33	42	-	20	M16*1.0P	M6*1.0P	5	2	2.4
-SF25- 75K	140.4	75	48	27	48	58	-	63	44	53	-	25	M16*1.0P	M6*1.0P	2	1	1.6
- 90K	155.4	90	63	27	48	58	-	63	44	53	-	25	M16*1.0P	M6*1.0P	2	1	2
-120K	185.4	120	93	27	48	58	-	63	44	53	-	25	M16*1.0P	M6*1.0P	2	2	2.3
-160K	225.4	160	133	27	48	58	-	63	44	53	-	25	M16*1.0P	M6*1.0P	2	2	2.6
-200K	265.4	200	173	27	48	58	-	63	44	53	-	25	M16*1.0P	M6*1.0P	2	2	3
-SF32- 75K	140.4	75	48	27	52	62	-	63	44	53	-	32	M16*1.0P	M6*1.0P	2	1	1.6
- 90K	155.4	90	63	27	52	62	-	63	44	53	-	32	M16*1.0P	M6*1.0P	2	1	2
-120K	185.4	120	93	27	52	62	-	63	44	53	-	32	M16*1.0P	M6*1.0P	2	2	2.3
-160K	225.4	160	133	27	52	62	-	63	44	53	-	32	M16*1.0P	M6*1.0P	2	2	2.6
-200K	265.4	200	173	27	52	62	-	63	44	53	-	32	M16*1.0P	M6*1.0P	2	2	3

规格说明:


 E
 BT SHANK SYSTEMS
 BT 刀柄系列

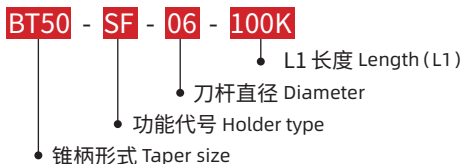
·BT50-SFK 热缩刀柄 (4.5°通水型)

BT50-SFK SHRINK CHUCK (4.5° SHRINK-FIT COOLANT TYPE)



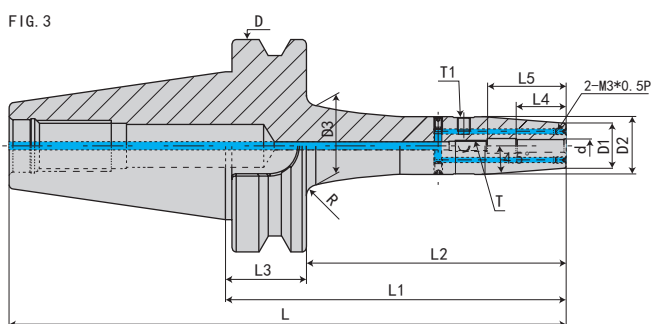
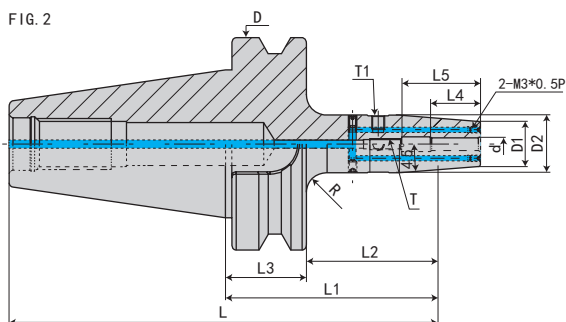
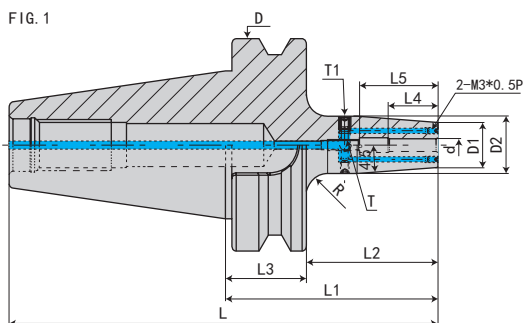
规格 Model	L	L1	L2	L3	L4	L5	L6	D	D1	D2	D3	d	T	T1	R	FIG	重量 KGS
BT50-SF06-100K	201.8	100	62	38	26	36	-	100	21	27	-	6	M5*0.8P	M6*1.0P	5	1	3.7
-120K	221.8	120	82	38	26	36	-	100	21	27	-	6	M5*0.8P	M6*1.0P	10	2	3.9
-160K	261.8	160	122	38	26	36	78	100	21	27	41	6	M5*0.8P	M6*1.0P	5	3	4.2
-200K	301.8	200	162	38	26	36	118	100	21	27	41	6	M5*0.8P	M6*1.0P	5	3	5.8
-SF08-100K	201.8	100	62	38	26	36	-	100	21	27	-	8	M6*1.0P	M6*1.0P	5	1	3.8
-120K	221.8	120	82	38	26	36	-	100	21	27	-	8	M6*1.0P	M6*1.0P	10	2	3.9
-160K	261.8	160	122	38	26	36	78	100	21	27	41	8	M6*1.0P	M6*1.0P	5	3	4.2
-200K	301.8	200	162	38	26	36	118	100	21	27	41	8	M6*1.0P	M6*1.0P	5	3	5.8
-SF10-100K	201.8	100	62	38	32	42	-	100	24	32	-	10	M8*1.0P	M6*1.0P	5	1	3.9
-120K	221.8	120	82	38	32	42	-	100	24	32	-	10	M8*1.0P	M6*1.0P	10	2	4.1
-160K	261.8	160	122	38	32	42	78	100	24	32	40	10	M8*1.0P	M6*1.0P	5	3	4.3
-200K	301.8	200	162	38	32	42	118	100	24	32	40	10	M8*1.0P	M6*1.0P	5	3	5.9
-SF12-100K	201.8	100	62	38	37	47	-	100	24	32	-	12	M10*1.0P	M6*1.0P	5	1	3.9
-120K	221.8	120	82	38	37	47	-	100	24	32	-	12	M10*1.0P	M6*1.0P	10	2	4.1
-160K	261.8	160	122	38	37	47	78	100	24	32	40	12	M10*1.0P	M6*1.0P	5	3	4.3
-200K	301.8	200	162	38	37	47	118	100	24	32	40	12	M10*1.0P	M6*1.0P	5	3	5.9
-SF14-100K	201.8	100	62	38	37	47	-	100	27	34	-	14	M10*1.0P	M6*1.0P	5	1	3.9
-120K	221.8	120	82	38	37	47	-	100	27	34	-	14	M10*1.0P	M6*1.0P	10	2	4.1
-160K	261.8	160	122	38	37	47	78	100	27	34	42	14	M10*1.0P	M6*1.0P	5	3	4.3
-200K	301.8	200	162	38	37	47	118	100	27	34	42	14	M10*1.0P	M6*1.0P	5	3	5.9

规格说明:



·BT50-SFK 热缩刀柄 (4.5°通水型)

BT50-SFK SHRINK CHUCK (4.5° SHRINK-FIT COOLANT TYPE)



规格 Model	L	L1	L2	L3	L4	L5	L6	D	D1	D2	D3	d	T	T1	R	FIG	重量 KGS
BT50-SF16-100K	201.8	100	62	38	40	50	-	100	27	34	-	16	M12*1.0P	M6*1.0P	5	1	3.9
-120K	221.8	120	82	38	40	50	-	100	27	34	-	16	M12*1.0P	M6*1.0P	10	2	4.1
-160K	261.8	160	122	38	40	50	78	100	27	34	42	16	M12*1.0P	M6*1.0P	5	3	4.3
-200K	301.8	200	162	38	40	50	118	100	27	34	42	16	M12*1.0P	M6*1.0P	5	3	5.9
-SF18-100K	201.8	100	62	38	40	50	-	100	33	42	-	18	M12*1.0P	M6*1.0P	5	1	4.1
-120K	221.8	120	82	38	40	50	-	100	33	42	-	18	M12*1.0P	M6*1.0P	10	2	4.2
-160K	261.8	160	122	38	40	50	78	100	33	42	-	18	M12*1.0P	M6*1.0P	5	3	4.4
-200K	301.8	200	162	38	40	50	118	100	33	42	-	18	M12*1.0P	M6*1.0P	5	3	6.1
-SF20-100K	201.8	100	62	38	42	52	-	100	33	42	-	20	M16*1.0P	M6*1.0P	5	1	4.1
-120K	221.8	120	82	38	42	52	-	100	33	42	-	20	M16*1.0P	M6*1.0P	10	2	4.2
-160K	261.8	160	122	38	42	52	78	100	33	42	-	20	M16*1.0P	M6*1.0P	5	3	4.4
-200K	301.8	200	162	38	42	52	118	100	33	42	-	20	M16*1.0P	M6*1.0P	5	3	6.1
-SF25-110K	211.8	110	72	38	48	58	-	100	44	53	-	25	M16*1.0P	M6*1.0P	5	1	4.5
-120K	221.8	120	82	38	48	58	-	100	44	53	-	25	M16*1.0P	M6*1.0P	10	2	4.7
-160K	261.8	160	122	38	48	58	78	100	44	53	-	25	M16*1.0P	M6*1.0P	5	3	5.1
-200K	301.8	200	162	38	48	58	118	100	44	53	-	25	M16*1.0P	M6*1.0P	5	3	6.1
-SF32-110K	211.8	110	72	38	52	62	-	100	44	53	-	32	M16*1.0P	M6*1.0P	5	1	4.5
-120K	221.8	120	82	38	52	62	-	100	44	53	-	32	M16*1.0P	M6*1.0P	10	2	4.7
-160K	261.8	160	122	38	52	62	78	100	44	53	-	32	M16*1.0P	M6*1.0P	5	3	5.1
-200K	301.8	200	162	38	52	62	118	100	44	53	-	32	M16*1.0P	M6*1.0P	5	3	6.1

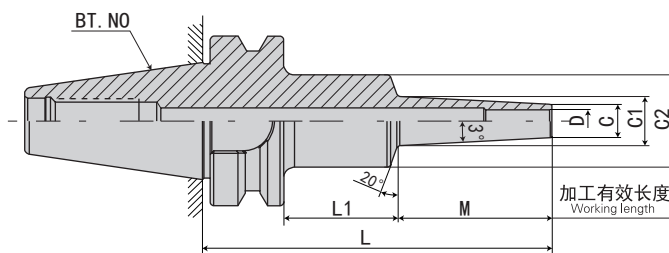
规格说明:

BT50 - SF - 16 - 100K

- L1 长度 Length (L1)
- 刀杆直径 Diameter
- 功能代号 Holder type
- 锥柄形式 Taper size

·BT30-SL 热缩刀柄 (3°一体型)

BT30-SL SHRINK FIT HOLDER(3° MONO)



安全记号 (Safety mark)

壁厚 (Thickness) **t**

最短夹持长度 (Minimum insert length of the tool) **H**

刀具最大插入长度 (Maximum insert length of the tool) **h**

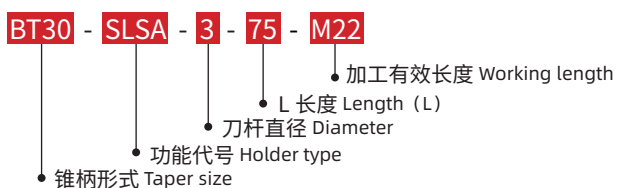
加工有效长度 Working length

■ 注意事项

- 拉钉 请在加热时取下, 或使用通孔拉钉。
- 刀具安装 插入刀具时, 请务必将刀具插入比安全记号更深的位置。


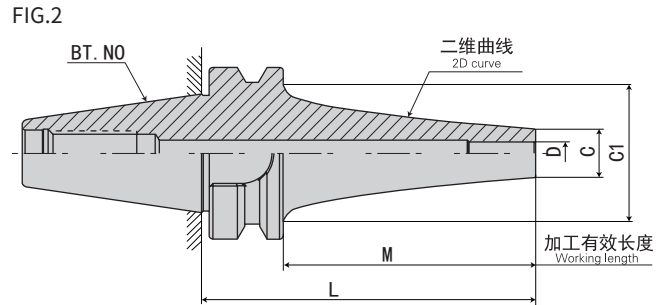
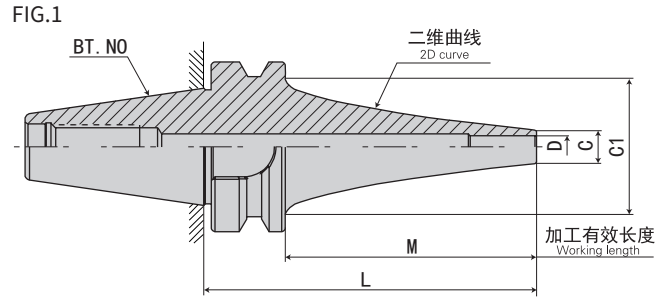
型号 Model	D	C	t	L	M	L1	C1	C2	H	h	重量 KGS	S
BT30-SLSA3- 75-M 22	3	6	1.5	75	22	31	8.3	25	9	99	0.4	4.6
- 95-M 42	3	6	1.5	95	42	31	10.4	25	9	119	0.4	9.2
-120-M 67	3	6	1.5	120	67	31	13	25	9	144	0.5	14.9
-SLRA3- 75-M 22	3	7.5	2.25	75	22	31	9.8	25	9	99	0.5	2.8
-SLSA3.175- 75-M 22	3.175	6.175	1.5	75	22	31	8.5	25	9	99	0.4	4.4
-95-M 42	3.175	6.175	1.5	95	42	31	10.6	25	9	119	0.4	8.8
-SLSA4- 75-M 22	4	7	1.5	75	22	31	9.3	25	12	99	0.4	3.6
- 95-M 42	4	7	1.5	95	42	31	11.4	25	12	119	0.4	7.3
-120-M 67	4	7	1.5	120	67	31	14	25	12	144	0.5	11.9
-SLRA 4- 75-M 22	4	10	3	75	22	31	12.3	25	12	99	0.5	1.8
-SLSA6- 75-M 22	6	9	1.5	75	22	31	11.3	25	18	99	0.4	2.4
- 95-M 42	6	9	1.5	95	42	31	13.4	25	18	119	0.4	4.9
-120-M 67	6	9	1.5	120	67	31	16	25	18	144	0.5	8.3
-SLRA6- 75-M 22	6	12	3	75	22	31	14.3	25	18	99	0.4	1.4
-SLRA8- 75-M 22	8	14	3	75	22	31	16.3	25	24	99	0.4	1.2
-SLRA10- 75-M 22	10	16	3	75	22	31	18.3	25	30	99	0.4	1.1
-SLRA12- 75-M 22	12	20	4	75	22	31	22.3	25	30	99	0.5	1
-SLRA16- 60-M 22	16	26	5	60	22	16	28.3	34	32	60	0.5	0.5
-SLRA20- 65-M 22	20	32	6	65	22	21	34.3	40	38	60	0.5	0.4

规格说明:



·BT30-SL 热缩刀柄 (CV 曲线型)

BT30-SL SHRINK FIT HOLDER(CV CURVE)



安全记号 (Safety mark)

壁厚 (Thickness) t

最短夹持长度 (Minimum insert length of the tool) H

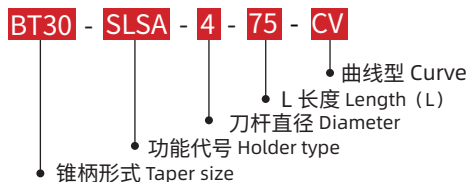
刀具最大插入长度 (Maximum insert length of the tool) h

■ 注意事项

- 拉钉 请在加热时取下，或使用通孔拉钉。
- 刀具安装 插入刀具时，请务必将刀具插入比安全记号更深的位置。

型号 Model	FIG	D	C	t	L	M	C1	H	h	重量 KGS	S
BT30-SLSA4- 75CV	1	4	7	1.5	75	53	34	12	99	0.5	1.8
- 90CV	1	4	7	1.5	90	68	34	12	114	0.5	2.8
-120CV	1	4	7	1.5	120	98	34	12	144	0.5	6.6
-SLRA4- 90CV	2	4	10	3	90	68	34	12	114	0.5	2
-120CV	2	4	10	3	120	98	34	12	144	0.5	2.9
-SLSA6- 75CV	1	6	9	1.5	75	53	34	18	99	0.5	1.5
- 90CV	1	6	9	1.5	90	68	34	18	114	0.5	2.4
-120CV	1	6	9	1.5	120	98	34	18	144	0.5	5.6
-SLRA6- 90CV	2	6	13	3.5	90	68	34	18	114	0.5	1.6
-120CV	2	6	13	3.5	120	98	34	18	144	0.5	2.5
-SLSA8- 75CV	1	8	11	1.5	75	53	34	24	99	0.5	1.3
- 90CV	1	8	11	1.5	90	68	34	24	114	0.6	2.2
-SLRA8- 90CV	2	8	16	4	90	68	34	24	114	0.5	1.1
-SLSA10- 75CV	1	10	13	1.5	75	53	34	30	99	0.5	1.2
- 90CV	1	10	13	1.5	90	68	34	30	114	0.5	2
-SLRA10- 90CV	1	10	19	4.5	90	68	34	30	114	0.6	1.1

规格说明:



·BT40-SL 热缩刀柄 (3°一体型)

BT40-SL SHRINK FIT HOLDER(3° MONO)



FIG.1

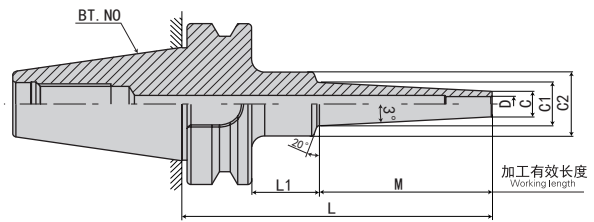
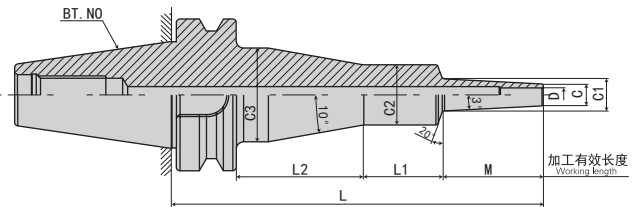


FIG.2



安全记号 (Safety mark)

壁厚 (Thickness) **t**

最短夹持长度 (Minimum insert length of the tool) **H**

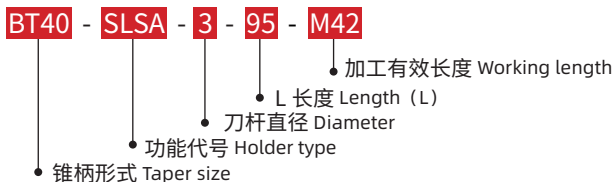
刀具最大插入长度 (Maximum insert length of the tool) **h**

■ 注意事项

- 拉钉 请在加热时取下，或使用通孔拉钉。
- 刀具安装 插入刀具时，请务必将刀具插入比安全记号更深的位置。

型号 Model	FIG	D	C	t	L	M	L1	L2	C1	C2	C3	H	h	重量 KGS	S
BT40-SLSA3- 95-M 42	1	3	6	1.5	95	42	26	*	10.4	25	*	9	130	1	9.1
-120-M 67	1	3	6	1.5	120	67	26	*	13	25	*	9	155	1	14.6
-125-M 42	1	3	6	1.5	125	42	56	*	10.4	25	*	9	160	1.1	9.7
-150-M 67	1	3	6	1.5	150	67	56	*	13	25	*	9	185	1.1	15.7
-M 97	1	3	6	1.5	150	97	26	*	16.2	25	*	9	185	1.1	20.4
-155-M 42	2	3	6	1.5	155	42	33	53	10.4	26	40	9	190	1.4	9.9
-180-M 67	2	3	6	1.5	180	67	33	53	13	25	39	9	215	1.4	15.7
-M 97	1	3	6	1.5	180	97	56	*	16.2	25	*	9	215	1.2	22.1
-210-M 97	2	3	6	1.5	210	97	33	53	16.2	25	39	9	245	1.4	22.1
-SLRA3- 75-M 22	1	3	7.5	2.25	75	22	26	*	9.8	25	*	9	110	1	2.7
- 95-M 42	1	3	7.5	2.25	95	42	26	*	11.9	25	*	9	130	1	5.3
-105-M 22	1	3	7.5	2.25	105	22	56	*	9.8	25	*	9	140	1.1	3.2
-120-M 67	1	3	7.5	2.25	120	67	26	*	14.5	25	*	9	155	1.1	8.8
-125-M 42	1	3	7.5	2.25	125	42	56	*	11.9	25	*	9	160	1.1	6
-135-M 22	2	3	7.5	2.25	135	22	33	53	9.8	25	39	9	170	1.4	3.2
-150-M 67	1	3	7.5	2.25	150	67	56	*	14.5	25	*	9	185	1.2	14.5
-M 97	1	3	7.5	2.25	150	97	26	*	17.7	25	*	9	185	1.1	12.8
-155-M 42	2	3	7.5	2.25	155	42	33	53	11.9	25	39	9	190	1.4	6
-180-M 67	2	3	7.5	2.25	180	67	33	53	14.5	26	40	9	215	1.4	9.8
-M 97	1	3	7.5	2.25	180	97	56	*	17.7	25	*	9	215	1.2	14.3
-M127	1	3	7.5	2.25	180	127	26	*	20.8	36	*	9	215	1.1	15.7
-210-M 97	2	3	7.5	2.25	210	97	33	53	17.7	25	39	9	245	1.5	14.4
-M127	1	3	7.5	2.25	210	127	56	*	20.8	32	*	9	245	1.4	16.5
-240-M127	2	3	7.5	2.25	240	127	28	58	20.8	36	50	9	275	1.8	16.3

规格说明:



·BT40-SL 热缩刀柄 (3°一体型)

BT40-SL SHRINK FIT HOLDER(3° MONO)



FIG.1

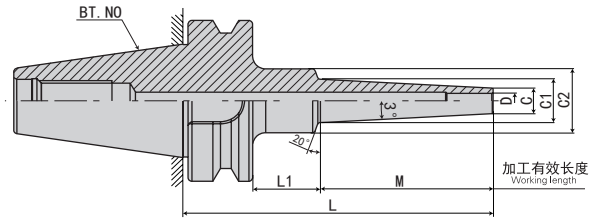
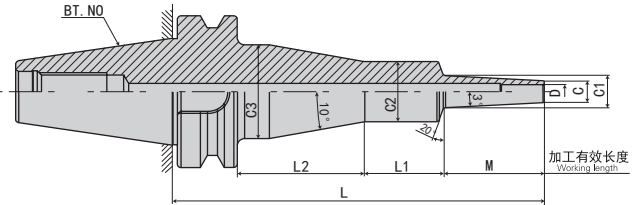


FIG.2



安全记号 (Safety mark)

壁厚 (Thickness) **t**

最短夹持长度 (Minimum insert length of the tool) **H**

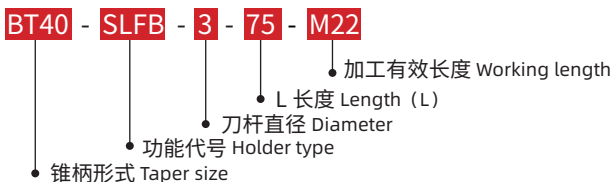
刀具最大插入长度 (Maximum insert length of the tool) **h**

■ 注意事项

- 拉钉 请在加热时取下, 或使用通孔拉钉。
- 刀具安装 插入刀具时, 请务必将刀具插入比安全记号更深的位置。

型号 Model	FIG	D	C	t	L	M	L1	L2	C1	C2	C3	H	h	重量 KGS	S
BT40-SLFB3- 75-M 22	1	3	9.5	3.25	75	22	26	*	11.8	25	*	9	110	1	1.9
- 95-M 42	1	3	9.5	3.25	95	42	26	*	13.9	25	*	9	130	1	3.2
-105-M 22	1	3	9.5	3.25	105	22	56	*	11.8	25	*	9	140	1.1	2.3
-120-M 67	1	3	9.5	3.25	120	67	26	*	16.5	25	*	9	155	1.1	5.3
-125-M 42	1	3	9.5	3.25	125	42	56	*	13.9	25	*	9	160	1.1	3.9
-135-M 22	2	3	9.5	3.25	135	22	33	53	11.8	25	39	9	170	1.4	2.3
-150-M 67	1	3	9.5	3.25	150	67	56	*	16.5	25	*	9	185	1.2	6.4
-155-M 42	2	3	9.5	3.25	155	42	33	53	13.9	25	39	9	190	1.4	3.9
-180-M 67	2	3	9.5	3.25	180	67	33	53	16.5	26	40	9	215	1.4	6.3
-SLSA4- 95-M 42	1	4	7	1.5	95	42	26	*	11.4	25	*	12	130	1	7.1
-120-M 67	1	4	7	1.5	120	67	26	*	14	25	*	12	155	1	11.7
-125-M 42	1	4	7	1.5	125	42	56	*	11.4	25	*	12	160	1.1	7.9
-150-M 67	1	4	7	1.5	150	67	56	*	14	25	*	12	185	1.1	12.8
-M 97	1	4	7	1.5	150	97	26	*	17.2	25	*	12	185	1.1	16.5
-155-M 42	2	4	7	1.5	155	42	33	53	11.4	25	39	12	190	1.4	7.9
-180-M 67	2	4	7	1.5	180	67	33	53	14	25	39	12	215	1.4	12.8
-M 97	1	4	7	1.5	180	97	56	*	17.2	25	*	12	215	1.2	18.3
-210-M 97	2	4	7	1.5	210	97	33	53	17.2	25	39	12	245	1.5	18.2
-SLRA4- 75-M 22	1	4	10	3	75	22	26	*	12.3	25	*	12	110	1	1.7
- 95-M 42	1	4	10	3	95	42	26	*	14.4	25	*	12	130	1	3.1
-105-M 22	1	4	10	3	105	22	56	*	12.3	25	*	12	140	1.1	2.2
-120-M 67	1	4	10	3	120	67	26	*	17	25	*	12	155	1.1	5.1
-125-M 42	1	4	10	3	125	42	56	*	14.4	25	*	12	160	1.1	3.8
-135-M 22	2	4	10	3	135	22	33	53	12.3	25	39	12	170	1.4	2.2
-150-M 67	1	4	10	3	150	67	56	*	17	25	*	12	185	1.2	6.3
-M 97	1	4	10	3	150	97	26	*	20.2	25	*	12	185	1.1	7.7

规格说明:



·BT40-SL 热缩刀柄 (3°一体型)

BT40-SL SHRINK FIT HOLDER(3° MONO)



FIG.1

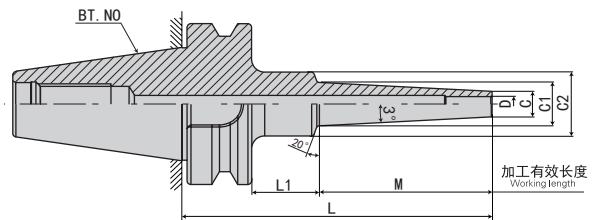
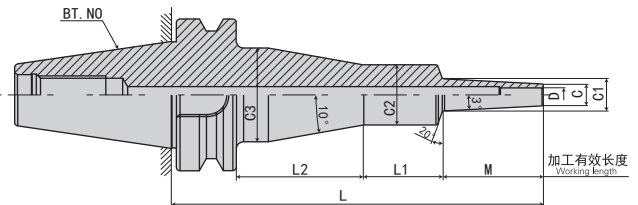


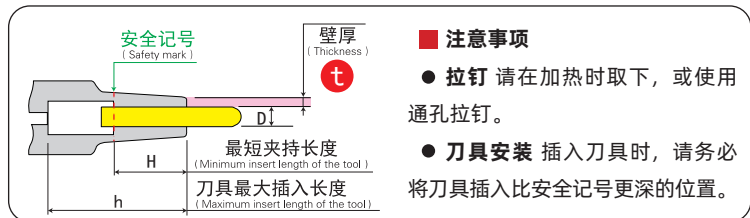
FIG.2



配件 Accessories



» P.J19



■ 注意事项

- 拉钉 请在加热时取下，或使用通孔拉钉。
- 刀具安装 插入刀具时，请务必将刀具插入比安全记号更深的位置。

型号 Model	FIG	D	C	t	L	M	L1	L2	C1	C2	C3	H	h	重量 KGS	S
BT40-SLRA4-155-M 42	2	4	10	3	155	42	33	53	14.4	25	39	12	190	1.4	3.8
-180-M 67	2	4	10	3	180	67	33	53	17	25	39	12	215	1.4	6.2
-M 97	1	4	10	3	180	97	56	*	20.2	25	*	12	215	1.2	9.5
-M127	1	4	10	3	180	127	26	*	23.3	32	*	12	215	1.2	9.4
-210-M 97	2	4	10	3	210	97	33	53	20.2	25	39	12	245	1.5	9.4
-M127	1	4	10	3	210	127	56	*	23.3	32	*	12	245	1.4	10.3
-240-M127	2	4	10	3	240	127	30	56	23.3	32	46	12	275	1.8	10.4
-SLFB4- 75-M 22	1	4	12	4	75	22	26	*	14.3	25	*	12	110	1	1.3
- 95-M 42	1	4	12	4	95	42	26	*	16.4	25	*	12	130	1.1	2.2
-105-M 22	1	4	12	4	105	22	56	*	14.3	25	*	12	140	1.1	1.8
-120-M 67	1	4	12	4	120	67	26	*	19	25	*	12	155	1.1	3.5
-125-M 42	1	4	12	4	125	42	56	*	16.4	25	*	12	160	1.2	2.9
-135-M 22	2	4	12	4	135	22	33	53	14.3	25	39	12	170	1.4	1.8
-150-M 67	1	4	12	4	150	67	56	*	19	25	*	12	185	1.2	4.7
-155-M 42	2	4	12	4	155	42	33	53	16.4	25	39	12	190	1.4	2.9
-180-M 67	2	4	12	4	180	67	33	53	19	25	39	12	215	1.5	4.7
-SLSA6- 95-M 42	1	6	9	1.5	95	42	26	*	13.4	25	*	18	130	1	4.8
-120-M 67	1	6	9	1.5	120	67	26	*	16	25	*	18	155	1.1	8
-125-M 42	1	6	9	1.5	125	42	56	*	13.4	25	*	18	160	1.1	5.6
-150-M 67	1	6	9	1.5	150	67	56	*	16	25	*	18	185	1.2	9.2
-M 97	1	6	9	1.5	150	97	26	*	19.2	32	*	18	185	1.1	11
-155-M 42	2	6	9	1.5	155	42	33	53	13.4	25	39	18	190	1.4	5.6
-180-M 67	2	6	9	1.5	180	67	33	53	16	25	39	18	215	1.4	9.2
-M 97	1	6	9	1.5	180	97	56	*	19.2	32	*	18	215	1.3	11.7
-210-M 97	2	6	9	1.5	210	97	30	56	19.2	32	46	18	245	1.7	11.7

规格说明:

BT40 - SLRA - 4 - 155 - M42

- 锥柄形式 Taper size
- 功能代号 Holder type
- 刀杆直径 Diameter
- L 长度 Length (L)
- 加工有效长度 Working length

·BT40-SL 热缩刀柄 (3°一体型)

BT40-SL SHRINK FIT HOLDER(3° MONO)



FIG.1

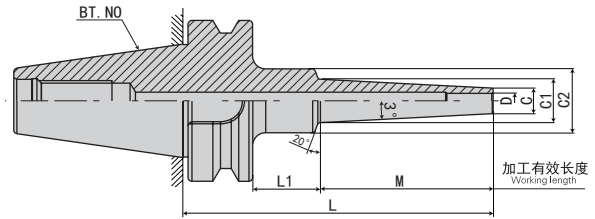
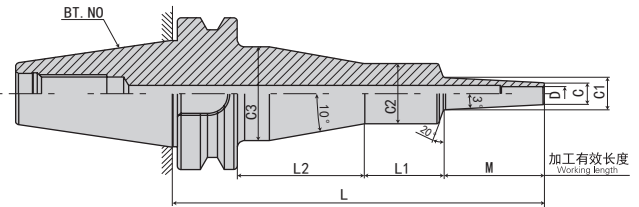


FIG.2



安全记号 (Safety mark)

壁厚 (Thickness) **t**

最短夹持长度 (Minimum insert length of the tool) **H**

刀具最大插入长度 (Maximum insert length of the tool) **h**

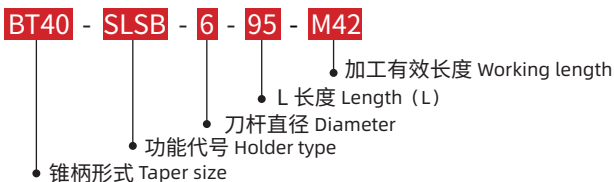
直径 **D**

注意事项

- 拉钉 请在加热时取下, 或使用通孔拉钉。
- 刀具安装 插入刀具时, 请务必将刀具插入比安全记号更深的位置。

型号 Model	FIG	D	C	t	L	M	L1	L2	C1	C2	C3	H	h	重量 KGS	S
BT40-SLSB6- 95-M 42	1	6	10	2	95	42	26	*	14.4	25	*	18	130	1	3.6
-120-M 67	1	6	10	2	120	67	26	*	17	25	*	18	155	1.1	6.1
-125-M 42	1	6	10	2	125	42	56	*	14.4	25	*	18	160	1.1	4.5
-150-M 67	1	6	10	2	150	67	56	*	17	25	*	18	185	1.2	7.4
-M 97	1	6	10	2	150	97	26	*	20.2	32	*	18	185	1.2	8.5
-155-M 42	2	6	10	2	155	42	33	53	14.4	25	39	18	190	1.4	4.4
-180-M 67	2	6	10	2	180	67	33	53	17	25	39	18	215	1.4	7.4
-M 97	1	6	10	2	180	97	56	*	20.2	32	*	18	215	1.3	9.2
-M127	1	6	10	2	180	127	26	*	23.3	32	*	18	215	1.2	11
-210-M 97	2	6	10	2	210	97	30	56	20.2	32	46	18	245	1.7	9.2
-M127	1	6	10	2	210	127	56	*	23.3	32	*	18	245	1.4	12
-M157	1	6	10	2	210	157	26	*	26.5	32	*	18	245	1.3	13.2
-240--M127	2	6	10	2	240	127	30	56	23.3	32	46	18	275	1.8	12
-M157	1	6	10	2	240	157	56	*	26.5	36	*	18	275	1.7	14.5
-270-M157	2	6	10	2	270	157	30	56	26.5	32	46	18	305	1.9	14.6
-SLRB6- 75-M 22	1	6	14	4	75	22	26	*	16.3	32	*	18	110	1.1	1
- 95-M 42	1	6	14	4	95	42	26	*	18.4	32	*	18	130	1.1	1.6
-105-M 22	1	6	14	4	105	22	56	*	16.3	32	*	18	140	1.2	1.2
-120-M 67	1	6	14	4	120	67	26	*	21	32	*	18	155	1.2	2.6
-125-M 42	1	6	14	4	125	42	56	*	18.4	32	*	18	160	1.3	1.9
-135-M 22	2	6	14	4	135	22	30	56	16.3	32	46	18	170	1.6	1.2
-150-M 67	1	6	14	4	150	67	56	*	21	32	*	18	185	1.3	3
-155-M 42	2	6	14	4	155	42	30	56	18.4	32	46	18	190	1.6	1.9
-180-M 67	2	6	14	4	180	67	30	56	21	32	46	18	215	1.7	3.1

规格说明:



·BT40-SL 热缩刀柄 (3°一体型)

BT40-SL SHRINK FIT HOLDER(3° MONO)



FIG.1

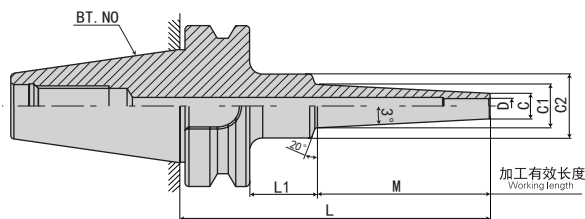
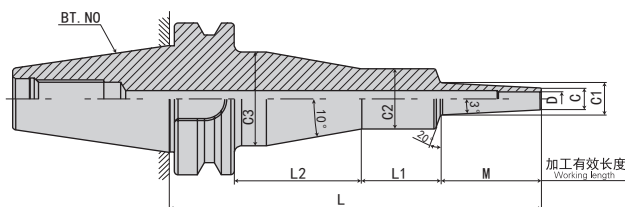


FIG.2



安全记号 (Safety mark)

壁厚 (Thickness) **t**

最短夹持长度 (Minimum insert length of the tool) **H**

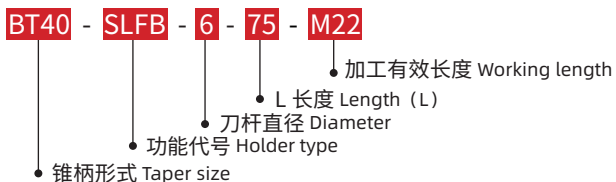
刀具最大插入长度 (Maximum insert length of the tool) **h**

注意事项

- 拉钉 请在加热时取下, 或使用通孔拉钉。
- 刀具安装 插入刀具时, 请务必将刀具插入比安全记号更深的位置。

型号 Model	FIG	D	C	t	L	M	L1	L2	C1	C2	C3	H	h	重量 KGS	S
BT40-SLFB6- 75-M 22	1	6	14	4	75	22	26	*	16.3	32	*	18	110	1.1	1
- 95-M 42	1	6	14	4	95	42	26	*	18.4	32	*	18	130	1.1	1.6
-105-M 22	1	6	14	4	105	22	56	*	16.3	32	*	18	140	1.2	1.2
-120-M 67	1	6	14	4	120	67	26	*	21	32	*	18	155	1.2	2.6
-125-M 42	1	6	14	4	125	42	56	*	18.4	32	*	18	160	1.3	1.9
-135-M 22	2	6	14	4	135	22	30	56	16.3	32	46	18	170	1.6	1.2
-150-M 67	1	6	14	4	150	67	56	*	21	32	*	18	185	1.3	3
-155-M 42	2	6	14	4	155	42	30	56	18.4	32	46	18	190	1.6	1.9
-180-M 67	2	6	14	4	180	67	30	56	21	32	46	18	215	1.7	3.1
-SLSA8- 95-M 42	1	8	11	1.5	95	42	26	*	15.4	25	*	24	130	1	3.4
-120-M 67	1	8	11	1.5	120	67	26	*	18	32	*	24	155	1.1	5.4
-125-M 42	1	8	11	1.5	125	42	56	*	15.4	25	*	24	160	1.1	4.3
-150-M 67	1	8	11	1.5	150	67	56	*	18	32	*	24	185	1.3	5.9
-M 97	1	8	11	1.5	150	97	26	*	21.2	32	*	24	185	1.2	7.9
-155-M 42	2	8	11	1.5	155	42	33	53	15.4	25	39	24	190	1.4	4.3
-180-M 67	2	8	11	1.5	180	67	30	56	18	32	46	24	215	1.6	5.9
-M 97	1	8	11	1.5	180	97	56	*	21.2	32	*	24	215	1.3	8.7
-210-M 97	2	8	11	1.5	210	97	28	58	21.2	36	50	24	245	1.9	8.4
-SLSB8- 95-M 42	1	8	13	2.5	95	42	26	*	17.4	32	*	24	130	1.1	2.1
-120-M 67	1	8	13	2.5	120	67	26	*	20	32	*	24	155	1.1	3.5
-125-M 42	1	8	13	2.5	125	42	56	*	17.4	36	*	24	160	1.3	2.3
-150-M 67	1	8	13	2.5	150	67	56	*	20	32	*	24	185	1.3	4
-M 97	1	8	13	2.5	150	97	26	*	23.2	32	*	24	185	1.2	5.2
-155-M 42	2	8	13	2.5	155	42	30	56	17.4	32	46	24	190	1.6	2.5

规格说明:



·BT40-SL 热缩刀柄 (3°一体型)

BT40-SL SHRINK FIT HOLDER(3° MONO)



FIG.1

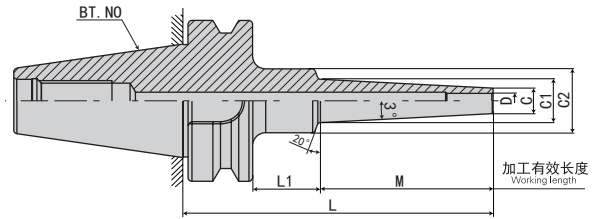
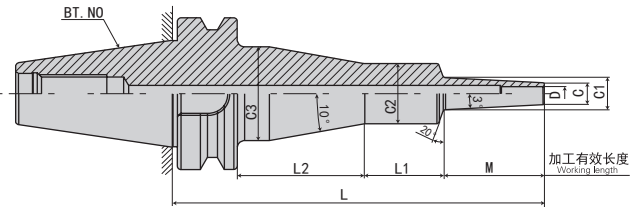


FIG.2



安全记号 (Safety mark)

壁厚 (Thickness) **t**

最短夹持长度 (Minimum insert length of the tool) **H**

刀具最大插入长度 (Maximum insert length of the tool) **h**

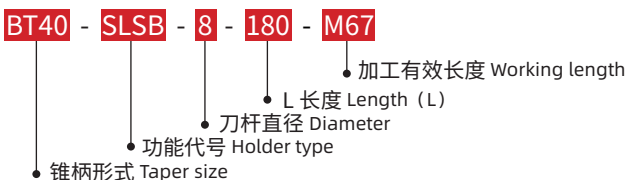
直径 **Dt**

注意事项

- 拉钉 请在加热时取下，或使用通孔拉钉。
- 刀具安装 插入刀具时，请务必将刀具插入比安全记号更深的位置。

型号 Model	FIG	D	C	t	L	M	L1	L2	C1	C2	C3	H	h	重量 KGS	S
BT40-SLSB8-180-M 67	2	8	13	2.5	180	67	30	56	20	32	46	24	215	1.7	4
-M 97	1	8	13	2.5	180	97	56	*	23.2	32	*	24	215	1.4	6
-M127	1	8	13	2.5	180	127	26	*	26.3	32	*	24	215	1.3	7
-210-M 97	2	8	13	2.5	210	97	30	56	23.2	32	46	24	245	1.7	6
-M127	1	8	13	2.5	210	127	56	*	26.3	36	*	24	245	1.5	7.7
-M157	1	8	13	2.5	210	157	26	*	29.5	36	*	24	245	1.4	8.5
-240-M127	2	8	13	2.5	240	127	30	56	26.3	32	46	24	275	1.8	8.1
-M157	1	8	13	2.5	240	157	56	*	29.5	42	*	24	275	1.7	8.6
-270-M157	2	8	13	2.5	270	157	28	58	29.5	42	53	24	305	2.2	8.7
-SLRB8- 75-M 22	1	8	18	5	75	22	26	*	20.3	32	*	24	110	1.1	0.7
- 95-M 42	1	8	18	5	95	42	26	*	22.4	32	*	24	130	1.1	1.1
-105-M 22	1	8	18	5	105	22	56	*	20.3	32	*	24	140	1.2	0.9
-120-M 67	1	8	18	5	120	67	26	*	25	32	*	24	155	1.2	1.7
-125-M 42	1	8	18	5	125	42	56	*	22.4	32	*	24	160	1.3	1.4
-135-M 22	2	8	18	5	135	22	30	56	20.3	32	46	24	170	1.6	1
-150-M 67	1	8	18	5	150	67	56	*	25	32	*	24	185	1.4	2.2
-155-M 42	2	8	18	5	155	42	30	56	22.4	32	46	24	190	1.7	1.5
-180-M 67	2	8	18	5	180	67	30	56	25	32	46	24	215	1.8	2.2
-SLFB8- 75-M 22	1	8	18	5	75	22	26	*	20.3	32	*	24	110	1.1	0.7
- 95-M 42	1	8	18	5	95	42	26	*	22.4	32	*	24	130	1.1	1.1
-105-M 22	1	8	18	5	105	22	56	*	20.3	32	*	24	140	1.2	0.9
-120-M 67	1	8	18	5	120	67	26	*	25	32	*	24	155	1.2	1.7
-125-M 42	1	8	18	5	125	42	56	*	22.4	32	*	24	160	1.3	1.4
-135-M 22	2	8	18	5	135	22	30	56	20.3	32	46	24	170	1.6	1
-150-M 67	1	8	18	5	150	67	56	*	25	32	*	24	185	1.4	2.2
-155-M 42	2	8	18	5	155	42	30	56	22.4	32	46	24	190	1.7	1.5
-180-M 67	2	8	18	5	180	67	28	58	25	36	50	24	215	1.9	2

规格说明:



·BT40-SL 热缩刀柄 (3°一体型)

BT40-SL SHRINK FIT HOLDER(3° MONO)



FIG.1

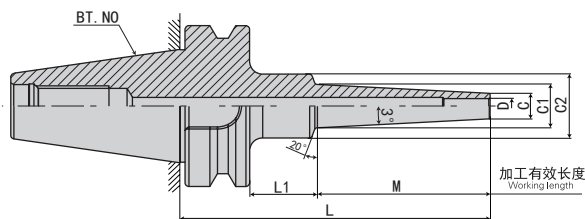
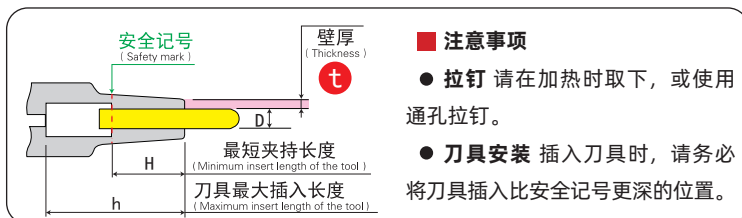

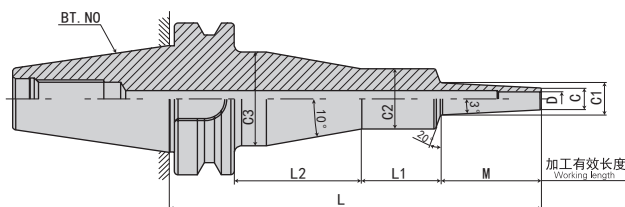
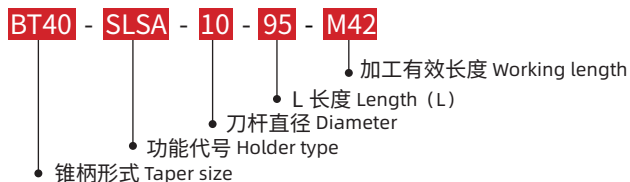


FIG.2



型号 Model	FIG	D	C	t	L	M	L1	L2	C1	C2	C3	H	h	重量 KGS	S
BT40-SLSA10- 95-M 42	1	10	13	1.5	95	42	26	*	17.4	25	*	30	130	1	2.6
-120-M 67	1	10	13	1.5	120	67	26	*	20	32	*	30	155	1.1	4
-125-M 42	1	10	13	1.5	125	42	56	*	17.4	25	*	30	160	1.1	3.6
-150-M 67	1	10	13	1.5	150	67	56	*	20	32	*	30	185	1.3	4.6
-M 97	1	10	13	1.5	150	97	26	*	23.2	32	*	30	185	1.2	6
-155-M 42	2	10	13	1.5	155	42	30	53	17.4	25	39	30	190	1.4	3.6
-180-M 67	2	10	13	1.5	180	67	28	58	20	36	50	30	215	1.8	4.4
-M 97	1	10	13	1.5	180	97	56	*	23.2	32	*	30	215	1.3	6.9
-210-M 97	2	10	13	1.5	210	97	30	56	23.2	32	46	30	245	1.7	6.9
-SLSB10- 95-M 42	1	10	16	3	95	42	26	*	20.4	32	*	30	130	1.1	1.4
-120-M 67	1	10	16	3	120	67	26	*	23	32	*	30	155	1.2	2.4
-125-M 42	1	10	16	3	125	42	56	*	20.4	32	*	30	160	1.3	1.8
-150-M 67	1	10	16	3	150	67	56	*	23	32	*	30	185	1.3	3
-M 97	1	10	16	3	150	97	26	*	26.2	32	*	30	185	1.3	3.6
-155-M 42	2	10	16	3	155	42	30	56	20.4	32	46	30	190	1.6	1.9
-180-M 67	2	10	16	3	180	67	30	56	23	32	46	30	215	1.7	3
-M 97	1	10	16	3	180	97	56	*	26.2	32	*	30	215	1.4	4.5
-M127	1	10	16	3	180	127	26	*	29.3	42	*	30	215	1.4	4.5
-210-M 97	2	10	16	3	210	97	30	56	26.2	32	46	30	245	1.8	4.5
-M127	1	10	16	3	210	127	56	*	29.3	42	*	30	245	1.6	4.9
-M157	1	10	16	3	210	157	26	*	32.5	42	*	30	245	1.5	5.6
-240-M127	1	10	16	3	240	127	86	*	29.3	50	*	30	275	2.1	5
-M157	1	10	16	3	240	157	56	*	32.5	50	*	30	275	1.8	5.8
-270-M157	2	10	16	3	270	157	28	58	32.5	42	53	30	305	2.3	6.3

规格说明:



·BT40-SL 热缩刀柄 (3°一体型)

BT40-SL SHRINK FIT HOLDER(3° MONO)



FIG.1

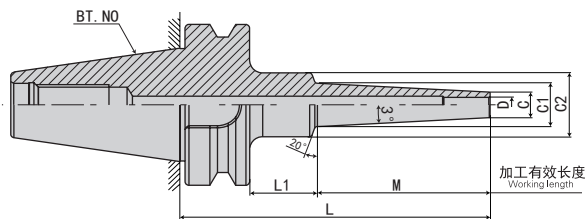
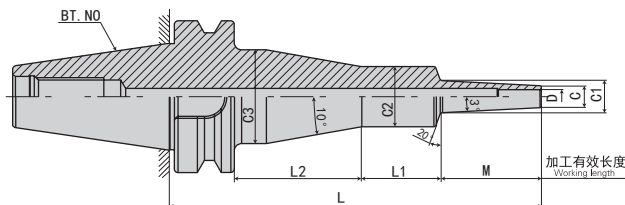


FIG.2



安全记号 (Safety mark)

壁厚 (Thickness) **t**

最短夹持长度 (Minimum insert length of the tool) **H**

刀具最大插入长度 (Maximum insert length of the tool) **h**

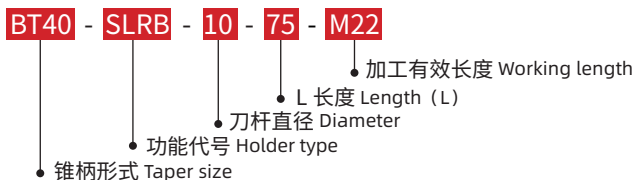
直径 **Di**

注意事项

- 拉钉 请在加热时取下, 或使用通孔拉钉。
- 刀具安装 插入刀具时, 请务必将刀具插入比安全记号更深的位置。

型号 Model	FIG	D	C	t	L	M	L1	L2	C1	C2	C3	H	h	重量 KGS	S
BT40-SLRB10- 75-M 22	1	10	22	6	75	22	26	*	24.3	32	*	30	110	1.1	0.6
- 95-M 42	1	10	22	6	95	42	26	*	26.4	32	*	30	130	1.2	0.8
-105-M 22	1	10	22	6	105	22	56	*	24.3	32	*	30	140	1.3	0.8
-120-M 67	1	10	22	6	120	67	26	*	29	42	*	30	155	1.3	1.1
-125-M 42	1	10	22	6	125	42	56	*	26.4	32	*	30	160	1.3	1.2
-135-M 22	2	10	22	6	135	22	30	56	24.3	32	46	30	170	1.7	0.9
-150-M 67	1	10	22	6	150	67	56	*	29	42	*	30	185	1.5	1.3
-155-M 42	2	10	22	6	155	42	30	56	26.4	32	46	30	190	1.7	1.3
-180-M 67	2	10	22	6	180	67	28	58	29	42	53	30	215	2.1	1.4
-SLFB10- 75-M 22	1	10	22	6	75	22	26	*	24.3	32	*	30	110	1.1	0.6
- 95-M 42	1	10	22	6	95	42	26	*	26.4	32	*	30	130	1.2	0.8
-105-M 22	1	10	22	6	105	22	56	*	24.3	32	*	30	140	1.3	0.8
-120-M 67	1	10	22	6	120	67	26	*	29	42	*	30	155	1.3	1.1
-125-M 42	1	10	22	6	125	42	56	*	26.4	32	*	30	160	1.3	1.2
-135-M 22	2	10	22	6	135	22	30	56	24.3	32	46	30	170	1.7	0.9
-150-M 67	1	10	22	6	150	67	56	*	29	42	*	30	185	1.5	1.3
-155-M 42	2	10	22	6	155	42	28	58	26.4	36	50	30	190	1.9	1.1
-180-M 67	2	10	22	6	180	67	28	58	29	42	53	30	215	2.1	1.4
-SLSA12- 95-M 42	1	12	15	1.5	95	42	26	*	19.4	32	*	30	130	1.1	1.8
-120-M 67	1	12	15	1.5	120	67	26	*	22	32	*	30	155	1.1	3.3
-125-M 42	1	12	15	1.5	125	42	56	*	19.4	32	*	30	160	1.2	2.3
-150-M 67	1	12	15	1.5	150	67	56	*	22	36	*	30	185	1.4	3.6
-M 97	1	12	15	1.5	150	97	26	*	25.2	32	*	30	185	1.2	4.9
-155-M 42	2	12	15	1.5	155	42	30	56	19.4	32	46	30	190	1.6	2.3
-180-M 67	2	12	15	1.5	180	67	30	56	22	32	46	30	215	1.7	3.9
-M 97	1	12	15	1.5	180	97	56	*	25.2	32	*	30	215	1.4	5.8
-210-M 97	2	12	15	1.5	210	97	30	56	25.2	32	46	30	245	1.7	5.8

规格说明:



E
BT SHANK SYSTEMS
BT 刀柄系列

·BT40-SL 热缩刀柄 (3°一体型)

BT40-SL SHRINK FIT HOLDER(3° MONO)



FIG.1

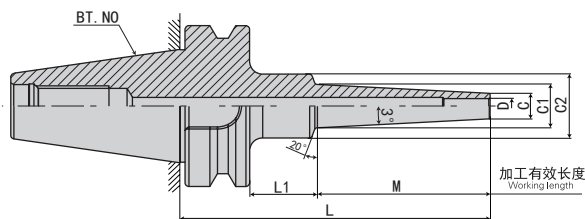
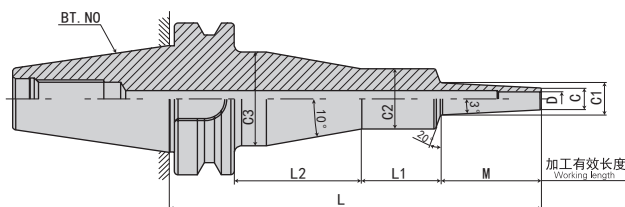


FIG.2



安全记号 (Safety mark)

壁厚 (Thickness) **t**

最短夹持长度 (Minimum insert length of the tool) **H**

刀具最大插入长度 (Maximum insert length of the tool) **h**

注意事项

- 拉钉 请在加热时取下, 或使用通孔拉钉。
- 刀具安装 插入刀具时, 请务必将刀具插入比安全记号更深的位置。

型号 Model	FIG	D	C	t	L	M	L1	L2	C1	C2	C3	H	h	重量 KGS	S
BT40-SLSB12- 95-M 42	1	12	19	3.5	95	42	26	*	23.4	32	*	30	130	1.1	1.1
-120-M 67	1	12	19	3.5	120	67	26	*	26	32	*	30	155	1.2	1.8
-125-M 42	1	12	19	3.5	125	42	56	*	23.4	32	*	30	160	1.3	1.5
-150-M 67	1	12	19	3.5	150	67	56	*	26	32	*	30	185	1.3	2.5
-M 97	1	12	19	3.5	150	97	26	*	29.2	42	*	30	185	1.3	2.4
-155-M 42	2	12	19	3.5	155	42	30	56	23.4	32	46	30	190	1.7	1.6
-180-M 67	2	12	19	3.5	180	67	28	58	26	36	50	30	215	1.9	2.2
-M 97	1	12	19	3.5	180	97	56	*	29.2	50	*	30	215	1.7	2.6
-M127	1	12	19	3.5	180	127	26	*	32.3	42	*	30	215	1.5	3.3
-210-M 97	2	12	19	3.5	210	97	28	58	29.2	42	53	30	245	2.1	2.9
-M127	1	12	19	3.5	210	127	56	*	32.3	50	*	30	245	1.9	3.5
-M157	1	12	19	3.5	210	157	26	*	35.5	42	*	30	245	1.7	4.1
-240-M127	1	12	19	3.5	240	127	86	*	32.3	50	*	30	275	2.2	3.8
-M157	1	12	19	3.5	240	157	56	*	35.5	42	*	30	275	1.9	4.7
-270-M157	2	12	19	3.5	270	157	28	58	35.5	42	53	30	305	2.4	4.8
-SLRB12- 75-M 22	1	12	26	7	75	22	26	*	28.3	42	*	30	110	1.2	0.4
- 95-M 42	1	12	26	7	95	42	26	*	30.4	42	*	30	130	1.2	0.6
-105-M 22	1	12	26	7	105	22	56	*	28.3	50	*	30	140	1.4	0.5
-120-M 67	1	12	26	7	120	67	26	*	33	42	*	30	155	1.4	0.8
-125-M 42	1	12	26	7	125	42	56	*	30.4	42	*	30	160	1.5	0.7
-135-M 22	1	12	26	7	135	22	86	*	28.3	50	*	30	170	1.8	0.6
-150-M 67	1	12	26	7	150	67	56	*	33	42	*	30	185	1.6	1.1
-155-M 42	2	12	26	7	155	42	28	58	30.4	42	53	30	190	2	0.8
-180-M 67	2	12	26	7	180	67	28	58	33	42	53	30	215	2.1	1.1

规格说明:

BT40 - SLSB - 12 - 95 - M42

- 锥柄形式 Taper size
- 功能代号 Holder type
- 刀杆直径 Diameter
- L 长度 Length (L)
- 加工有效长度 Working length



·BT40-SL 热缩刀柄 (3°一体型)

BT40-SL SHRINK FIT HOLDER(3° MONO)



FIG.1

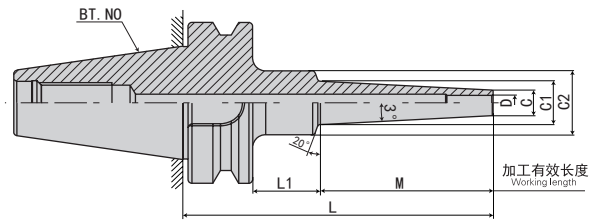
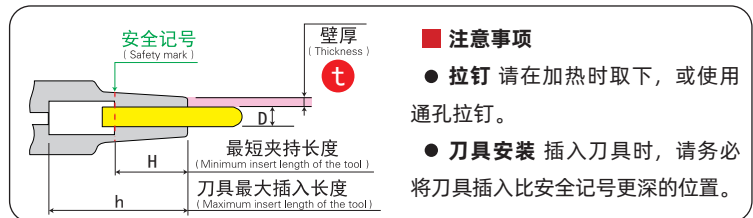
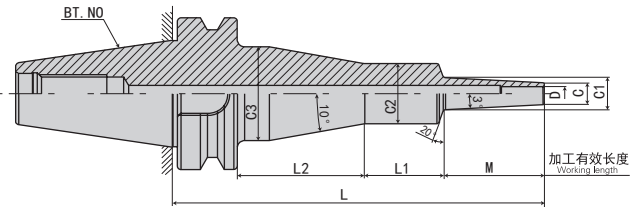


FIG.2



型号 Model	FIG	D	C	t	L	M	L1	L2	C1	C2	C3	H	h	重量 KGS	S
BT40-SLFB12- 75-M 22	1	12	26	7	75	22	26	*	28.3	42	*	30	110	1.2	0.4
- 95-M 42	1	12	26	7	95	42	26	*	30.4	42	*	30	130	1.2	0.6
-105-M 22	1	12	26	7	105	22	56	*	28.3	42	*	30	140	1.4	0.5
-120-M 67	1	12	26	7	120	67	26	*	33	42	*	30	155	1.4	0.8
-125-M 42	1	12	26	7	125	42	56	*	30.4	42	*	30	160	1.5	0.7
-135-M 22	2	12	26	7	135	22	28	58	28.3	42	53	30	170	1.9	0.6
-150-M 67	1	12	26	7	150	67	56	*	33	42	*	30	185	1.6	1.1
-155-M 42	1	12	26	7	155	42	86	*	30.4	50	*	30	190	2	0.8
-180-M 67	2	12	26	7	180	67	28	58	33	42	53	30	215	2.1	1.1
-SLSB16- 95-M 42	1	16	24	4	95	42	26	*	28.4	42	*	32	105	1.2	0.7
-120-M 67	1	16	24	4	120	67	26	*	31	42	*	32	130	1.3	1.1
-125-M 42	1	16	24	4	125	42	56	*	28.4	42	*	32	135	1.4	0.9
-150-M 67	1	16	24	4	150	67	56	*	31	42	*	32	160	1.5	1.4
-M 97	1	16	24	4	150	97	26	*	34.2	42	*	32	160	1.4	1.7
-155-M 42	2	16	24	4	155	42	28	58	28.4	42	53	32	165	1.9	1
-180-M 67	2	16	24	4	180	67	28	58	31	42	53	32	190	2	1.5
-M 97	1	16	24	4	180	97	56	*	34.2	42	*	32	190	1.7	2.1
-M127	1	16	24	4	180	127	26	*	37.3	53	*	32	190	1.7	2.1
-210-M 97	1	16	24	4	210	97	86	*	34.2	50	*	32	220	2.1	2.1
-M127	1	16	24	4	210	127	56	*	37.3	50	*	32	220	2	2.5
-M157	1	16	24	4	210	157	26	*	40.5	53	*	32	220	1.9	2.7
-240-M127	1	16	24	4	240	127	86	*	37.3	53	*	32	250	2.5	2.6
-M157	1	16	24	4	240	157	56	*	40.5	50	*	32	250	2.2	3.1
-270-M157	1	16	24	4	270	157	86	*	40.5	53	*	32	280	2.7	3.5

规格说明:

BT40 - SLFB - 12 - 75 - M22

- 锥柄形式 Taper size
- 功能代号 Holder type
- 刀杆直径 Diameter
- L 长度 Length (L)
- 加工有效长度 Working length

·BT40-SL 热缩刀柄 (3°一体型)

BT40-SL SHRINK FIT HOLDER(3° MONO)



FIG.1

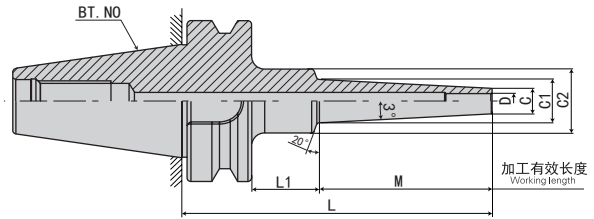
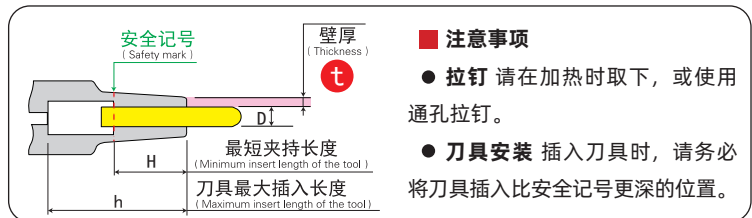
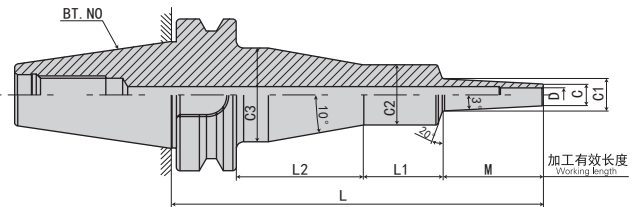


FIG.2



型号 Model	FIG	D	C	t	L	M	L1	L2	C1	C2	C3	H	h	重量 KGS	S
BT40-SLRB16- 75-M 22	1	16	32	8	75	22	26	*	34.3	42	*	32	85	1.2	0.3
- 95-M 42	1	16	32	8	95	42	26	*	36.4	42	*	32	105	1.3	0.5
-105-M 22	1	16	32	8	105	22	56	*	34.3	42	*	32	115	1.4	0.5
-120-M 67	1	16	32	8	120	67	26	*	39	42	*	32	130	1.5	0.7
-125-M 42	1	16	32	8	125	42	56	*	36.4	42	*	32	135	1.6	0.7
-135-M 22	2	16	32	8	135	22	28	58	34.3	42	53	32	145	2	0.5
-150-M 67	1	16	32	8	150	67	56	*	39	42	*	32	160	1.7	0.9
-155-M 42	2	16	32	8	155	42	28	58	36.4	42	53	32	165	2.1	0.7
-180-M 67	2	16	32	8	180	67	28	58	39	42	53	32	190	2.3	1
-SLFB16- 75-M 22	1	16	32	8	75	22	26	*	34.3	42	*	32	85	1.2	0.3
- 95-M 42	1	16	32	8	95	42	26	*	36.4	42	*	32	105	1.3	0.5
-105-M 22	1	16	32	8	105	22	56	*	34.3	42	*	32	115	1.4	0.5
-120-M 67	1	16	32	8	120	67	26	*	39	42	*	32	130	1.5	0.7
-125-M 42	1	16	32	8	125	42	56	*	36.4	42	*	32	135	1.6	0.7
-135-M 22	1	16	32	8	135	22	86	*	34.3	50	*	32	145	1.9	0.5
-150-M 67	1	16	32	8	150	67	56	*	39	42	*	32	160	1.7	0.9
-155-M 42	1	16	32	8	155	42	86	*	36.4	50	*	32	165	2	0.7
-180-M 67	2	16	32	8	180	67	28	58	39	42	53	32	190	2.3	1
-SLSB20- 95-M 42	1	20	29	4.5	95	42	26	*	33.4	42	*	40	105	1.2	0.6
-120-M 67	1	20	29	4.5	120	67	26	*	36	42	*	40	130	1.3	0.9
-125-M 42	1	20	29	4.5	125	42	56	*	33.4	42	*	40	135	1.5	0.8
-150-M 67	1	20	29	4.5	150	67	56	*	36	42	*	40	160	1.6	1.2
-M 97	1	20	29	4.5	150	97	26	*	39.2	53	*	40	160	1.6	1.2
-155-M 42	2	20	29	4.5	155	42	28	58	33.4	42	53	40	165	2	0.9

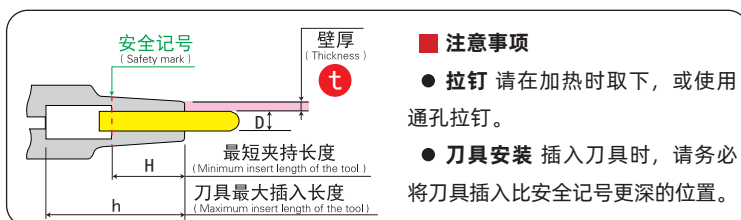
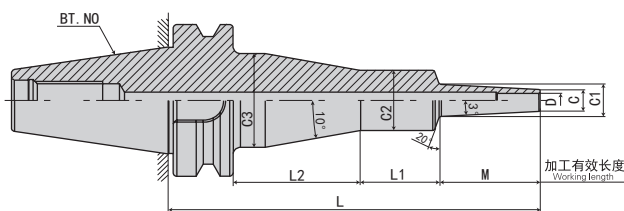
规格说明:

BT40 - SLRB - 16 - 75 - M22

- 锥柄形式 Taper size
- 功能代号 Holder type
- 刀杆直径 Diameter
- L 长度 Length (L)
- 加工有效长度 Working length

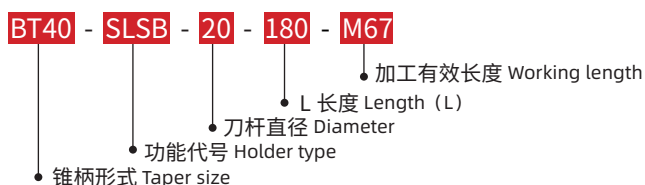
·BT40-SL 热缩刀柄 (3°一体型)

BT40-SL SHRINK FIT HOLDER(3° MONO)



型号 Model	D	C	t	L	M	L1	L2	C1	C2	C3	H	h	重量 KGS	S
BT40-SLSB20-180-M 67	20	29	4.5	180	67	86	*	36	50	*	40	190	2	1.2
-M 97	20	29	4.5	180	97	56	*	39.2	50	*	40	190	1.9	1.4
-M127	20	29	4.5	180	127	26	*	42.3	53	*	40	190	1.8	1.6
-210-M 97	20	29	4.5	210	97	86	*	39.2	53	*	40	220	2.4	1.6
-M127	20	29	4.5	210	127	56	*	42.3	50	*	40	220	2.1	1.9
-M157	20	29	4.5	210	157	26	*	45.5	50	*	40	220	2	2.1
-240-M127	20	29	4.5	240	127	86	*	42.3	50	*	40	250	2.4	2.3
-M157	20	29	4.5	240	157	56	*	45.5	50	*	40	250	2.4	2.4
-270-M157	20	29	4.5	270	157	86	*	45.5	50	*	40	280	2.7	2.9
-SLRB20- 95-M 42	20	38	9	95	42	26	*	42.4	53	*	40	105	1.5	0.4
-120-M 67	20	38	9	120	67	26	*	45	53	*	40	130	1.7	0.5
-125-M 42	20	38	9	125	42	56	*	42.4	53	*	40	135	1.9	0.5
-150-M 67	20	38	9	150	67	56	*	45	50	*	40	160	2	0.7
-155-M 42	20	38	9	155	42	86	*	42.4	53	*	40	165	2.2	0.6
-180-M 67	20	38	9	180	67	86	*	45	50	*	40	190	2.3	0.9
-SLFB20- 95-M 42	20	38	9	95	42	26	*	42.4	53	*	40	105	1.5	0.4
-120-M 67	20	38	9	120	67	26	*	45	53	*	40	130	1.7	0.5
-125-M 42	20	38	9	125	42	56	*	42.4	53	*	40	135	1.9	0.5
-150-M 67	20	38	9	150	67	56	*	45	50	*	40	160	2	0.7
-155-M 42	20	38	9	155	42	86	*	42.4	50	*	40	165	2.1	0.7
-180-M 67	20	38	9	180	67	86	*	45	50	*	40	190	2.3	0.9
-SLRB25- 95-M 42	25	45	10	95	42	26	*	49.4	53	*	45	105	1.5	0.3
-125-M 42	25	45	10	125	42	56	*	49.4	53	*	45	135	1.9	0.4
-155-M 42	25	45	10	155	42	86	*	49.4	53	*	45	165	2.3	0.6
-SLFB25- 95-M 42	25	45	10	95	42	26	*	49.4	53	*	45	105	1.5	0.3
-125-M 42	25	45	10	125	42	56	*	49.4	53	*	45	135	1.9	0.4
-155-M 42	25	45	10	155	42	86	*	49.4	53	*	45	165	2.3	0.6
-SLRB32- 95-M 42	32	54	11	95	42	26	*	58.4	63	*	50	87	1.8	0.3

规格说明:



·BT40-SL 热缩刀柄 (CV 曲线型)

BT40-SL SHRINK FIT HOLDER(CV CURVE)



FIG.1

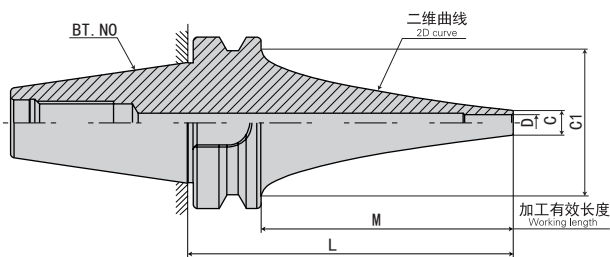
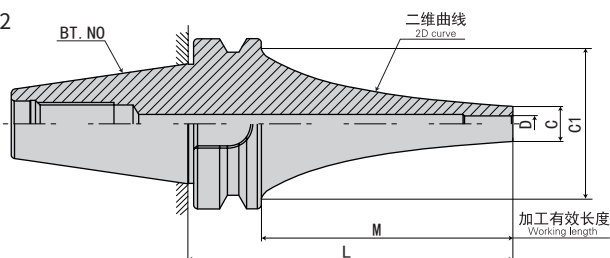


FIG.2



安全记号 (Safety mark)

壁厚 (Thickness) t

最短夹持长度 (Minimum insert length of the tool) H

刀具最大插入长度 (Maximum insert length of the tool) h

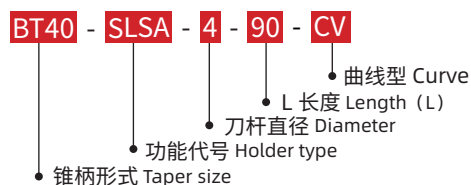
直径 D

注意事项

- 拉钉 请在加热时取下, 或使用 通孔拉钉。
- 刀具安装 插入刀具时, 请务必 将刀具插入比安全记号更深的位置。

型号 Model	FIG	D	C	t	L	M	C1	H	h	重量 KGS	S
BT40-SLSA4- 90CV	1	4	7	1.5	90	63	53	12	125	1.2	1.8
-120CV	1	4	7	1.5	120	93	53	12	155	1.3	2.7
-150CV	1	4	7	1.5	150	123	53	12	185	1.5	4
-180CV	1	4	7	1.5	180	153	53	12	215	1.5	6.6
-210CV	1	4	7	1.5	210	183	53	12	245	1.6	11.6
-240CV	1	4	7	1.5	240	213	53	12	275	1.8	14
-SLRA4-120CV	2	4	10	3	120	93	53	12	155	1.3	1.9
-150CV	2	4	10	3	150	123	53	12	185	1.4	2.9
-180CV	2	4	10	3	180	153	53	12	215	1.5	4.2
-210CV	2	4	10	3	210	183	53	12	245	1.7	5.7
-SLSA6- 90CV	1	6	9	1.5	90	63	53	18	125	1.2	1.6
-120CV	1	6	9	1.5	120	93	53	18	155	1.3	2.3
-150CV	1	6	9	1.5	150	123	53	18	185	1.5	3.6
-180CV	1	6	9	1.5	180	153	53	18	215	1.5	5.7
-210CV	1	6	9	1.5	210	183	53	18	245	1.7	7.3
-240CV	1	6	9	1.5	240	213	53	18	275	1.8	12
-SLRA6- 90CV	2	6	13	3.5	90	63	53	18	125	1.2	1.2
-120CV	2	6	13	3.5	120	93	53	18	155	1.3	1.7
-150CV	2	6	13	3.5	150	123	53	18	185	1.5	2.1
-180CV	2	6	13	3.5	180	153	53	18	215	1.7	2.8
-210CV	2	6	13	3.5	210	183	53	18	245	1.7	4.8

规格说明:



·BT40-SL 热缩刀柄 (CV 曲线型)

BT40-SL SHRINK FIT HOLDER(CV CURVE)



FIG.1

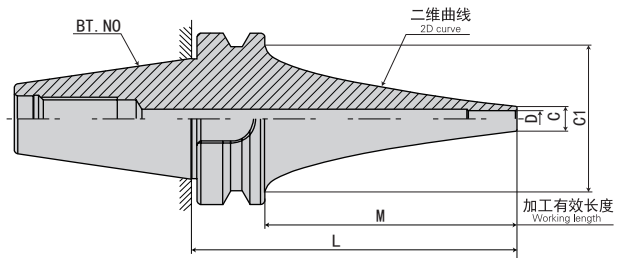
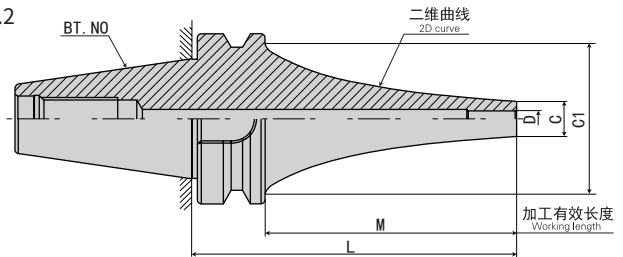


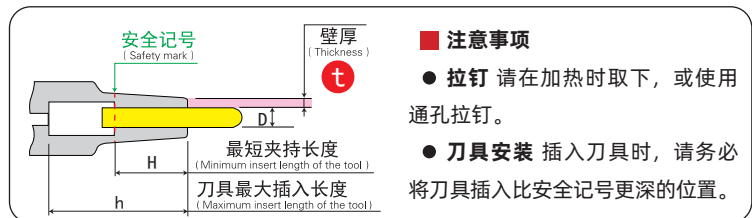
FIG.2



配件 Accessories



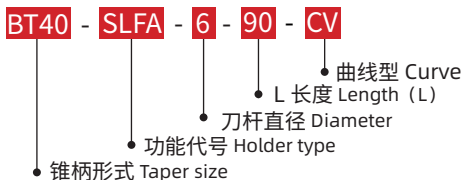
» P.J19


■ 注意事项

- 拉钉 请在加热时取下, 或使用通孔拉钉。
- 刀具安装 插入刀具时, 请务必将刀具插入比安全记号更深的位置。

型号 Model	FIG	D	C	t	L	M	C1	H	h	重量 KGS	S
BT40-SLFA6- 90CV	2	6	13	3.5	90	63	53	18	125	1.2	1.2
-120CV	2	6	13	3.5	120	93	53	18	155	1.3	1.7
-150CV	2	6	13	3.5	150	123	53	18	185	1.5	2.1
-180CV	2	6	13	3.5	180	153	53	18	215	1.7	2.8
-210CV	2	6	13	3.5	210	183	53	18	245	1.7	4.8
-SLSA8- 90CV	1	8	11	1.5	90	63	53	24	125	1.2	1.4
-120CV	1	8	11	1.5	120	93	53	24	155	1.3	2
-150CV	1	8	11	1.5	150	123	53	24	185	1.5	2.7
-180CV	1	8	11	1.5	180	153	53	24	215	1.6	5
-210CV	1	8	11	1.5	210	183	53	24	245	1.7	6.6
-240CV	1	8	11	1.5	240	213	53	24	275	1.9	8.3
-SLRA8- 90CV	2	8	16	4	90	63	53	24	125	1.2	0.7
-120CV	2	8	16	4	120	93	53	24	155	1.4	1.2
-150CV	2	8	16	4	150	123	53	24	185	1.6	1.8
-180CV	2	8	16	4	180	153	53	24	215	1.7	2.6
-210CV	2	8	16	4	210	183	53	24	245	1.8	3.5
-SLFA8- 90CV	2	8	16	4	90	63	53	24	125	1.2	0.7
-120CV	2	8	16	4	120	93	53	24	155	1.4	1.2
-150CV	2	8	16	4	150	123	53	24	185	1.6	1.8
-180CV	2	8	16	4	180	153	53	24	215	1.7	2.6
-210CV	2	8	16	4	210	183	53	24	245	1.8	3.5

规格说明:



·BT40-SL 热缩刀柄 (CV 曲线型)

BT40-SL SHRINK FIT HOLDER(CV CURVE)



FIG.1

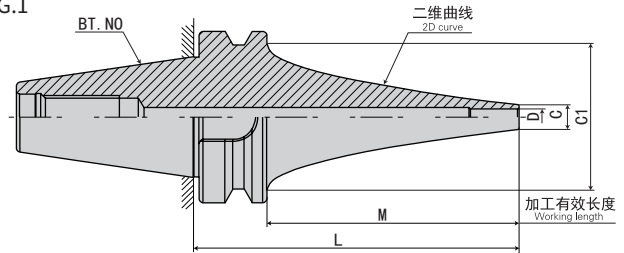
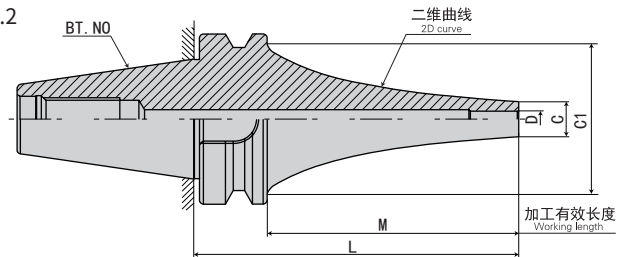


FIG.2



安全记号 (Safety mark)

壁厚 (Thickness) t

最短夹持长度 (Minimum insert length of the tool) H

刀具最大插入长度 (Maximum insert length of the tool) h

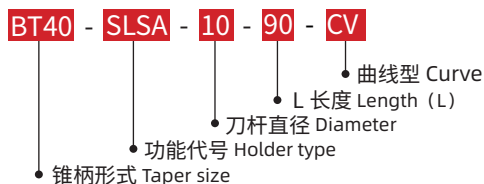
直径 D

注意事项

- 拉钉 请在加热时取下, 或使用通孔拉钉。
- 刀具安装 插入刀具时, 请务必将刀具插入比安全记号更深的位置。

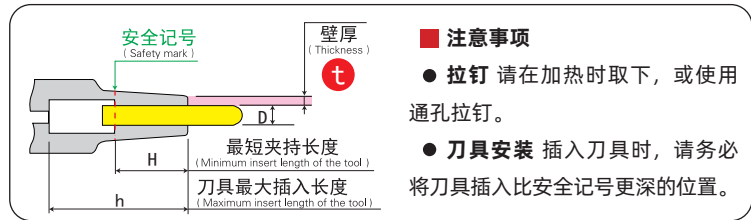
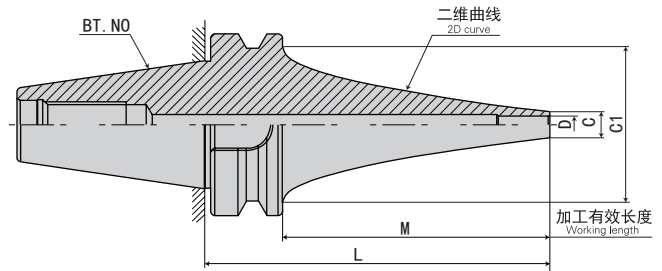
型号 Model	FIG	D	C	t	L	M	C1	H	h	重量 KGS	S
BT40-SLSA10- 90CV	1	10	13	1.5	90	63	53	30	125	1.2	1.8
-120CV	1	10	13	1.5	120	93	53	30	155	1.5	1.3
-150CV	1	10	13	1.5	150	123	53	30	185	1.6	2.2
-180CV	1	10	13	1.5	180	153	53	30	215	1.7	3.4
-210CV	1	10	13	1.5	210	183	53	30	245	1.7	6
-240CV	1	10	13	1.5	240	213	53	30	275	2	5.8
-SLRA10- 90CV	2	10	19	4.5	90	63	53	30	125	1.3	0.7
-120CV	2	10	19	4.5	120	93	53	30	155	1.4	0.9
-150CV	2	10	19	4.5	150	123	53	30	185	1.6	1.4
-180CV	2	10	19	4.5	180	153	53	30	215	1.8	2
-210CV	2	10	19	4.5	210	183	53	30	245	1.8	3.1
-SLFA10- 90CV	2	10	19	4.5	90	63	53	30	125	1.3	0.7
-120CV	2	10	19	4.5	120	93	53	30	155	1.4	0.9
-150CV	2	10	19	4.5	150	123	53	30	185	1.6	1.4
-180CV	2	10	19	4.5	180	153	53	30	215	1.8	2
-210CV	2	10	19	4.5	210	183	53	30	245	1.8	3.1
-SLSA12- 90CV	1	12	15	1.5	90	63	53	30	125	1.3	1.5
-120CV	1	12	15	1.5	120	93	53	30	155	1.5	1.2
-150CV	1	12	15	1.5	150	123	53	30	185	1.5	2.4
-180CV	1	12	15	1.5	180	153	53	30	215	1.7	3.3
-210CV	1	12	15	1.5	210	183	53	30	245	1.9	4.6
-240CV	1	12	15	1.5	240	213	53	30	275	2	5.5

规格说明:



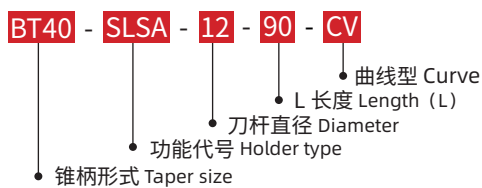
·BT40-SL 热缩刀柄 (CV 曲线型)

BT40-SL SHRINK FIT HOLDER(CV CURVE)



型号 Model	D	C	t	L	M	C1	H	h	重量 KGS	S
BT40-SLRA12- 90CV	12	22	5	90	63	53	30	125	1.3	0.6
-120CV	12	22	5	120	93	53	30	155	1.6	0.7
-150CV	12	22	5	150	123	53	30	185	1.7	1.1
-180CV	12	22	5	180	153	53	30	215	1.7	1.9
-210CV	12	22	5	210	183	53	30	245	1.8	2.8
-SLFA12- 90CV	12	22	5	90	63	53	30	125	1.3	0.6
-120CV	12	22	5	120	93	53	30	155	1.6	0.7
-150CV	12	22	5	150	123	53	30	185	1.7	1.1
-180CV	12	22	5	180	153	53	30	215	1.7	1.9
-210CV	12	22	5	210	183	53	30	245	1.8	2.8
-SLSB16- 90CV	16	21	2.5	90	63	53	32	100	1.3	0.6
-120CV	16	21	2.5	120	93	53	32	130	1.5	0.8
-150CV	16	21	2.5	150	123	53	32	160	1.6	1.5
-180CV	16	21	2.5	180	153	53	32	190	1.9	1.9
-210CV	16	21	2.5	210	183	53	32	220	2	3
-240CV	16	21	2.5	240	213	53	32	250	2.2	3.7
-SLSB20- 90CV	20	26	3	90	63	50.5	40	100	1.3	0.5
-120CV	20	26	3	120	93	53	40	130	1.5	0.8
-150CV	20	26	3	150	123	53	40	160	1.6	1.3
-180CV	20	26	3	180	153	53	40	190	1.9	1.8
-210CV	20	26	3	210	183	53	40	220	2.1	2.3
-240CV	20	26	3	240	213	53	40	250	2.4	3

规格说明:



·BT50-SL 热缩刀柄 (3°一体型)

BT50-SL SHRINK FIT HOLDER(3° MONO)



FIG.1

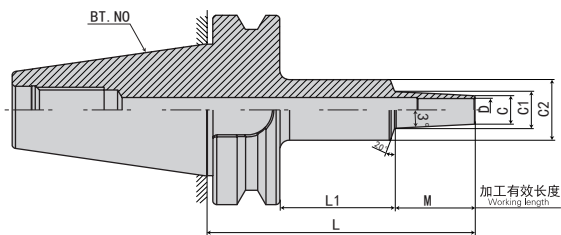
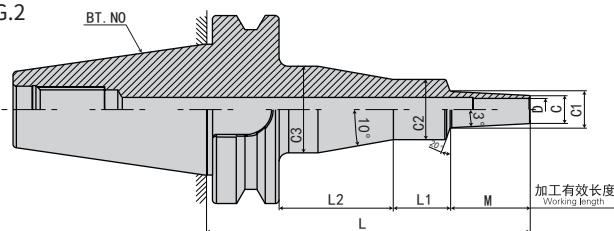


FIG.2



安全记号 (Safety mark)

壁厚 (Thickness) **t**

最短夹持长度 (Minimum insert length of the tool) **H**

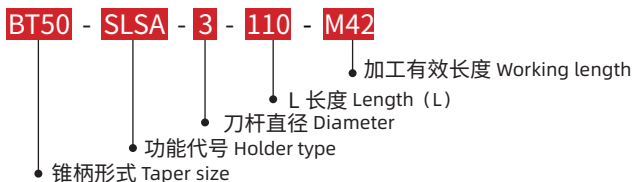
刀具最大插入长度 (Maximum insert length of the tool) **h**

注意事项

- 拉钉 请在加热时取下, 或使用通孔拉钉。
- 刀具安装 插入刀具时, 请务必将刀具插入比安全记号更深的位置。

型号 Model	FIG	D	C	t	L	M	L1	L2	C1	C2	C3	H	h	重量 KGS	S
BT50-SLSA3-110-M 42	1	3	6	1.5	110	42	30	*	10.4	25	*	9	165	3.6	9.1
-135-M 67	1	3	6	1.5	135	67	30	*	13	25	*	9	190	3.6	14.7
-140-M 42	1	3	6	1.5	140	42	60	*	10.4	25	*	9	195	3.7	9.8
-165-M 67	1	3	6	1.5	165	67	60	*	13	25	*	9	220	3.7	15.9
-M 97	1	3	6	1.5	165	97	30	*	16.2	26	*	9	220	3.7	20.8
-170-M 42	2	3	6	1.5	170	42	33	57	10.4	26	40	9	225	4.1	9.9
-195-M 67	2	3	6	1.5	195	67	33	57	13	26	40	9	250	4.1	15.8
-M 97	1	3	6	1.5	195	97	60	*	16.2	26	*	9	250	3.8	22.3
-225-M 97	2	3	6	1.5	225	97	33	57	16.2	26	40	9	280	4.1	22.1
-SLRA3-90-M 22	1	3	7.5	2.25	90	22	30	*	9.8	25	*	9	145	3.6	2.8
-110-M 42	1	3	7.5	2.25	110	42	30	*	11.9	26	*	9	165	3.7	5.4
-120-M 22	1	3	7.5	2.25	120	22	60	*	9.8	25	*	9	175	3.7	3.2
-135-M 67	1	3	7.5	2.25	135	67	30	*	14.5	26	*	9	190	3.7	9
-140-M 42	1	3	7.5	2.25	140	42	60	*	11.9	26	*	9	195	3.8	6
-150-M 22	2	3	7.5	2.25	150	22	33	57	9.8	25	39	9	205	4	3.2
-165-M 67	1	3	7.5	2.25	165	67	60	*	14.5	25	*	9	220	3.8	10
-M 97	1	3	7.5	2.25	165	97	30	*	17.7	26	*	9	220	3.7	13
-170-M 42	2	3	7.5	2.25	170	42	33	57	11.9	26	40	9	225	4.1	6
-195-M 67	2	3	7.5	2.25	195	67	33	57	14.5	26	40	9	250	4.1	9.8
-M 97	1	3	7.5	2.25	195	97	60	*	17.7	26	*	9	250	3.8	14.5
-M127	1	3	7.5	2.25	195	127	30	*	20.8	32	*	9	250	3.8	15.7
-225-M 97	2	3	7.5	2.25	225	97	33	57	17.7	25	39	9	280	4.1	14.4
-M127	1	3	7.5	2.25	225	127	60	*	20.8	36	*	9	280	4.1	16.3
-255-M127	2	3	7.5	2.25	255	127	30	60	20.8	32	46	9	310	4.4	16.5

规格说明:



·BT50-SL 热缩刀柄 (3°一体型)

BT50-SL SHRINK FIT HOLDER(3° MONO)



FIG.1

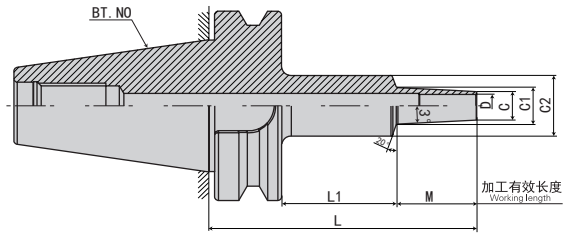
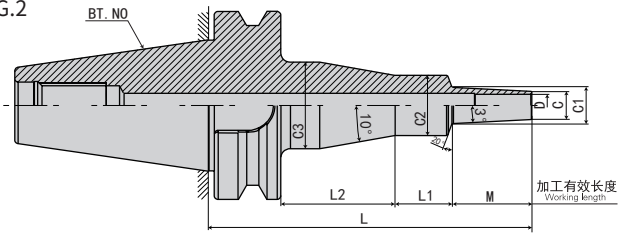


FIG.2



安全记号
(Safety mark)

壁厚
(Thickness)

t

■ 注意事项

- 拉钉 请在加热时取下, 或使用通孔拉钉。
- 刀具安装 插入刀具时, 请务必将刀具插入比安全记号更深的位置。

最短夹持长度
(Minimum insert length of the tool)

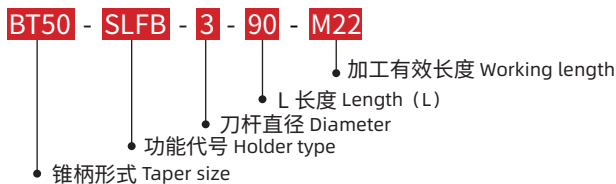
H

刀具最大插入长度
(Maximum insert length of the tool)

h

型号 Model	FIG	D	C	t	L	M	L1	L2	C1	C2	C3	H	h	重量 KGS	S
BT50-SLFB3- 90-M 22	1	3	9.5	3.25	90	22	30	*	11.8	26	*	9	145	3.6	1.9
-110-M 42	1	3	9.5	3.25	110	42	30	*	13.9	26	*	9	165	3.7	3.3
-120-M 22	1	3	9.5	3.25	120	22	60	*	11.8	25	*	9	175	3.7	2.4
-135-M 67	1	3	9.5	3.25	135	67	30	*	16.5	26	*	9	190	3.7	5.4
-140-M 42	1	3	9.5	3.25	140	42	60	*	13.9	25	*	9	195	3.7	4
-150-M 22	2	3	9.5	3.25	150	22	33	57	11.8	25	39	9	205	4	2.3
-165-M 67	1	3	9.5	3.25	165	67	60	*	16.5	26	*	9	220	3.8	6.4
-170-M 42	2	3	9.5	3.25	170	42	33	57	13.9	25	39	9	225	4	3.9
-195-M 67	2	3	9.5	3.25	195	67	33	57	16.5	25	39	9	250	4.1	6.4
-SLSA4-110-M 42	1	4	7	1.5	110	42	30	*	11.4	25	*	12	165	3.6	7.2
-135-M 67	1	4	7	1.5	135	67	30	*	14	25	*	12	190	3.6	11.8
-140-M 42	1	4	7	1.5	140	42	60	*	11.4	25	*	12	195	3.7	8
-165-M 67	1	4	7	1.5	165	67	60	*	14	25	*	12	220	3.7	13
-M 97	1	4	7	1.5	165	97	30	*	17.2	25	*	12	220	3.7	16.7
-170-M 42	2	4	7	1.5	170	42	33	57	11.4	25	39	12	225	4	7.9
-195-M 67	2	4	7	1.5	195	67	33	57	14	25	39	12	250	4	12.8
-M 97	1	4	7	1.5	195	97	60	*	17.2	26	*	12	250	3.8	18.4
-225-M 97	2	4	7	1.5	225	97	33	57	17.2	25	39	12	280	4.1	18.2
-SLRA4- 90-M 22	1	4	10	3	90	22	30	*	12.3	25	*	12	145	3.6	1.7
-110-M 42	1	4	10	3	110	42	30	*	14.4	25	*	12	165	3.6	3.1
-120-M 22	1	4	10	3	120	22	60	*	12.3	25	*	12	175	3.7	2.2
-135-M 67	1	4	10	3	135	67	30	*	17	25	*	12	190	3.7	5.2
-140-M 42	1	4	10	3	140	42	60	*	14.4	25	*	12	195	3.7	3.9
-150-M 22	2	4	10	3	150	22	33	57	12.3	25	39	12	205	4	2.2

规格说明:



·BT50-SL 热缩刀柄 (3°一体型)

BT50-SL SHRINK FIT HOLDER(3° MONO)



FIG.1

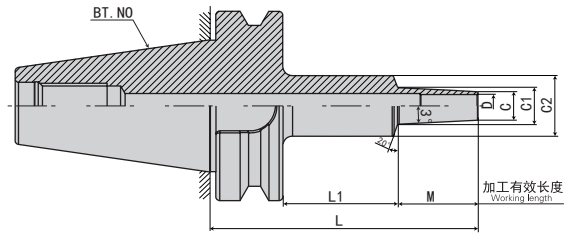
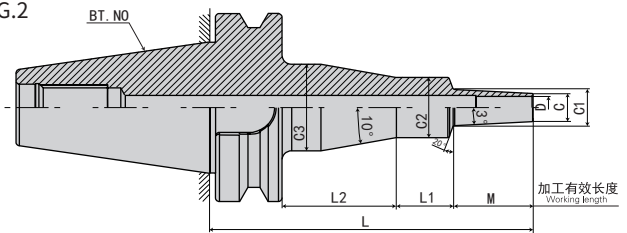


FIG.2



安全记号 (Safety mark)

壁厚 (Thickness) **t**

最短夹持长度 (Minimum insert length of the tool) **H**

刀具最大插入长度 (Maximum insert length of the tool) **h**

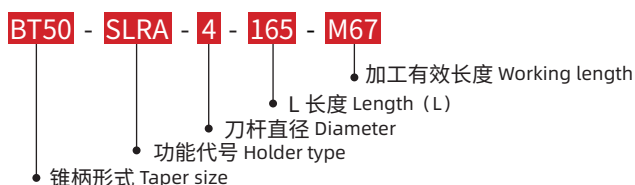
直径 **D**

注意事项

- 拉钉 请在加热时取下, 或使用通孔拉钉。
- 刀具安装 插入刀具时, 请务必将刀具插入比安全记号更深的位置。

型号 Model	FIG	D	C	t	L	M	L1	L2	C1	C2	C3	H	h	重量 KGS	S
BT50-SLRA4-165-M 67	1	4	10	3	165	67	60	*	17	25	*	12	220	3.8	6.4
-M 97	1	4	10	3	165	97	30	*	20.2	25	*	12	220	3.7	7.9
-170-M 42	2	4	10	3	170	42	33	57	14.4	25	39	12	225	4	3.8
-195-M 67	2	4	10	3	195	67	33	57	17	25	39	12	250	4.1	6.2
-M 97	1	4	10	3	195	97	60	*	20.2	25	*	12	250	3.8	9.7
-M127	1	4	10	3	195	127	30	*	23.3	32	*	12	250	3.8	9.4
-225-M 97	2	4	10	3	225	97	30	60	20.2	25	39	12	280	4.1	9.4
-M127	1	4	10	3	225	127	60	*	23.3	32	*	12	280	4	10.4
-255-M127	2	4	10	3	255	127	30	60	23.3	32	46	12	310	4.4	10.3
-SLFB4- 90-M 22	1	4	12	4	90	22	30	*	14.3	25	*	12	145	3.6	1.4
-110-M 42	1	4	12	4	110	42	30	*	16.4	25	*	12	165	3.7	2.2
-120-M 22	1	4	12	4	120	22	60	*	14.3	25	*	12	175	3.7	1.9
-135-M 67	1	4	12	4	135	67	30	*	19	26	*	12	190	3.7	3.6
-140-M 42	1	4	12	4	140	42	60	*	16.4	26	*	12	195	3.8	2.9
-150-M 22	2	4	12	4	150	22	33	57	14.3	25	39	12	205	4	1.8
-165-M 67	1	4	12	4	165	67	60	*	19	25	*	12	220	3.8	4.8
-170-M 42	2	4	12	4	170	42	33	57	16.4	26	40	12	225	4.1	2.8
-195-M 67	2	4	12	4	195	67	33	57	19	26	40	12	250	4.2	4.5
-SLSA6-110-M 42	1	6	9	1.5	110	42	30	*	13.4	25	*	18	165	3.6	4.8
-135-M 67	1	6	9	1.5	135	67	30	*	16	25	*	18	190	3.7	8.1
-140-M 42	1	6	9	1.5	140	42	60	*	13.4	25	*	18	195	3.7	5.7
-165-M 67	1	6	9	1.5	165	67	60	*	16	25	*	18	220	3.8	9.4
-M 97	1	6	9	1.5	165	97	30	*	19.2	32	*	18	220	3.7	11
-170-M 42	2	6	9	1.5	170	42	33	57	13.4	26	40	18	225	4.1	5.5
-195-M 67	2	6	9	1.5	195	67	33	57	16	25	39	18	250	4	9.2
-M 97	1	6	9	1.5	195	97	60	*	19.2	32	*	18	250	3.9	11.7
-225-M 97	2	6	9	1.5	225	97	30	60	19.2	32	46	18	280	4.3	11.7

规格说明:



·BT50-SL 热缩刀柄 (3°一体型)

BT50-SL SHRINK FIT HOLDER(3° MONO)



FIG.1

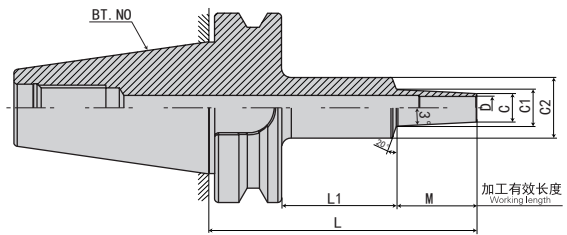
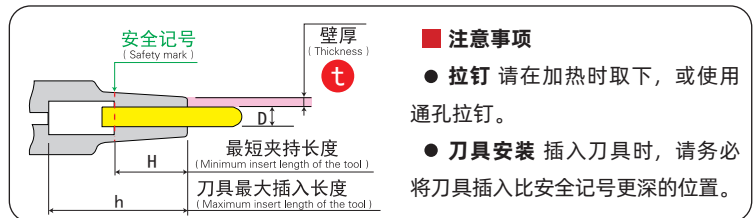
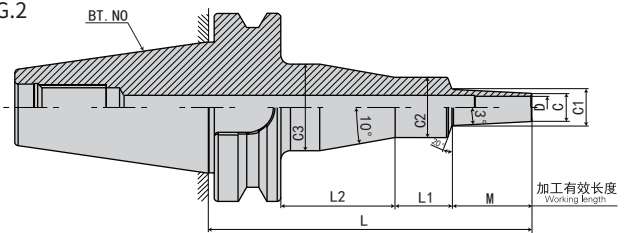


FIG.2

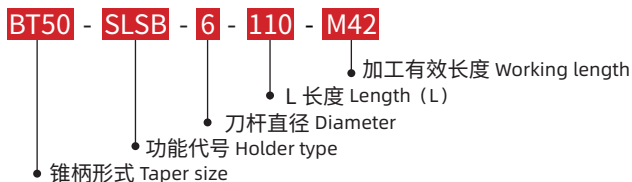


■ 注意事项

- 拉钉 请在加热时取下, 或使用通孔拉钉。
- 刀具安装 插入刀具时, 请务必将刀具插入比安全记号更深的位置。

型号 Model	FIG	D	C	t	L	M	L1	L2	C1	C2	C3	H	h	重量 KGS	S
BT50-SLSB6-110-M 42	1	6	10	2	110	42	30	*	14.4	25	*	18	165	3.6	3.7
-135-M 67	1	6	10	2	135	67	30	*	17	25	*	18	190	3.7	6.2
-140-M 42	1	6	10	2	140	42	60	*	14.4	25	*	18	195	3.7	4.6
-165-M 67	1	6	10	2	165	67	60	*	17	25	*	18	220	3.8	7.6
-M 97	1	6	10	2	165	97	30	*	20.2	32	*	18	220	3.8	8.5
-170-M 42	2	6	10	2	170	42	33	57	14.4	25	39	18	225	4	4.4
-195-M 67	2	6	10	2	195	67	33	57	17	25	39	18	250	4.1	7.3
-M 97	1	6	10	2	195	97	60	*	20.2	32	*	18	250	3.9	9.2
-M127	1	6	10	2	195	127	30	*	23.3	32	*	18	250	3.8	11.1
-225-M 97	2	6	10	2	225	97	30	60	20.2	32	46	18	280	4.3	9.2
-M127	1	6	10	2	225	127	60	*	23.3	32	*	18	280	4	12.1
-M157	1	6	10	2	225	157	30	*	26.5	32	*	18	280	3.9	13.3
-255-M127	2	6	10	2	255	127	30	60	23.3	32	46	18	310	4.4	12
-M157	1	6	10	2	255	157	60	*	26.5	32	*	18	310	4.1	14.7
-285-M157	2	6	10	2	285	157	30	60	26.5	32	46	18	340	4.5	14.5
-SLRB6- 90-M 22	1	6	14	4	90	22	30	*	16.3	32	*	18	145	3.7	1
-110-M 42	1	6	14	4	110	42	30	*	18.4	32	*	18	165	3.7	1.6
-120-M 22	1	6	14	4	120	22	60	*	16.3	32	*	18	175	3.8	1.2
-135-M 67	1	6	14	4	135	67	30	*	21	32	*	18	190	3.8	2.6
-140-M 42	1	6	14	4	140	42	60	*	18.4	32	*	18	195	3.9	1.9
-150-M 22	2	6	14	4	150	22	30	60	16.3	32	46	18	205	4.2	1.2
-165-M 67	1	6	14	4	165	67	60	*	21	32	*	18	220	3.9	3.1
-170-M 42	2	6	14	4	170	42	30	60	18.4	32	46	18	225	4.3	1.9
-195-M 67	2	6	14	4	195	67	30	60	21	32	46	18	250	4.3	3

规格说明:



·BT50-SL 热缩刀柄 (3°一体型)

BT50-SL SHRINK FIT HOLDER(3° MONO)



FIG.1

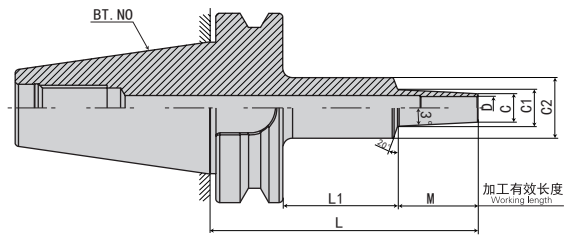
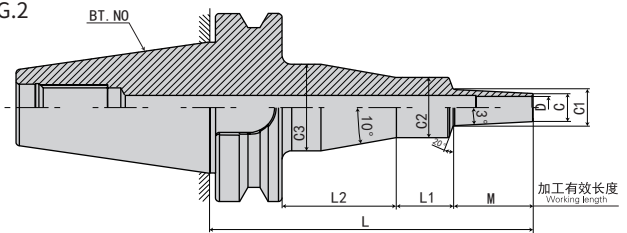


FIG.2



安全记号
(Safety mark)

壁厚
(Thickness)
t

最短夹持长度
(Minimum insert length of the tool)
H

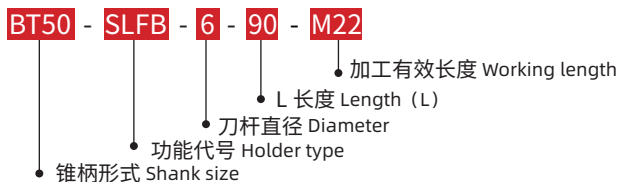
刀具最大插入长度
(Maximum insert length of the tool)
h

■ 注意事项

- 拉钉 请在加热时取下, 或使用通孔拉钉。
- 刀具安装 插入刀具时, 请务必将刀具插入比安全记号更深的位置。

型号 Model	FIG	D	C	t	L	M	L1	L2	C1	C2	C3	H	h	重量 KGS	S
BT50-SLFB6- 90-M 22	1	6	14	4	90	22	30	*	16.3	32	*	18	145	3.7	1
-110-M 42	1	6	14	4	110	42	30	*	18.4	32	*	18	165	3.7	1.6
-120-M 22	1	6	14	4	120	22	60	*	16.3	32	*	18	175	3.8	1.2
-135-M 67	1	6	14	4	135	67	30	*	21	32	*	18	190	3.8	2.6
-140-M 42	1	6	14	4	140	42	60	*	18.4	32	*	18	195	3.9	1.9
-150-M 22	2	6	14	4	150	22	30	60	16.3	32	46	18	205	4.2	1.2
-165-M 67	1	6	14	4	165	67	60	*	21	32	*	18	220	3.9	3.1
-170-M 42	2	6	14	4	170	42	30	60	18.4	32	46	18	225	4.3	1.9
-195-M 67	2	6	14	4	195	67	30	60	21	32	46	18	250	4.3	3
-SLSA8-110-M 42	1	8	11	1.5	110	42	30	*	15.4	25	*	24	165	3.6	3.5
-135-M 67	1	8	11	1.5	135	67	30	*	18	32	*	24	190	3.7	5.4
-140-M 42	1	8	11	1.5	140	42	60	*	15.4	25	*	24	195	3.7	4.4
-165-M 67	1	8	11	1.5	165	67	60	*	18	32	*	24	220	3.9	5.9
-M 97	1	8	11	1.5	165	97	30	*	21.2	32	*	24	220	3.8	7.9
-170-M 42	2	8	11	1.5	170	42	33	57	15.4	25	39	24	225	4	4.3
-195-M 67	2	8	11	1.5	195	67	30	60	18	32	46	24	250	4.3	5.9
-M 97	1	8	11	1.5	195	97	60	*	21.2	32	*	24	250	3.9	8.7
-225-M 97	2	8	11	1.5	225	97	28	62	21.2	36	50	24	280	4.5	8.3
-SLSB8-110-M 42	1	8	13	2.5	110	42	30	*	17.4	32	*	24	165	3.7	2.1
-135-M 67	1	8	13	2.5	135	67	30	*	20	32	*	24	190	3.7	3.5
-140-M 42	1	8	13	2.5	140	42	60	*	17.4	32	*	24	195	3.8	2.4
-165-M 67	1	8	13	2.5	165	67	60	*	20	32	*	24	220	3.9	4
-M 97	1	8	13	2.5	165	97	30	*	23.2	32	*	24	220	3.8	5.3
-170-M 42	2	8	13	2.5	170	42	30	60	17.4	32	46	24	225	4.3	2.4

规格说明:



·BT50-SL 热缩刀柄 (3°一体型)

BT50-SL SHRINK FIT HOLDER(3° MONO)



FIG.1

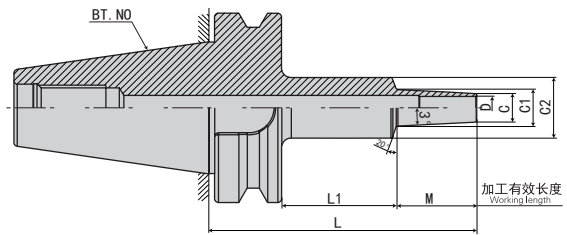
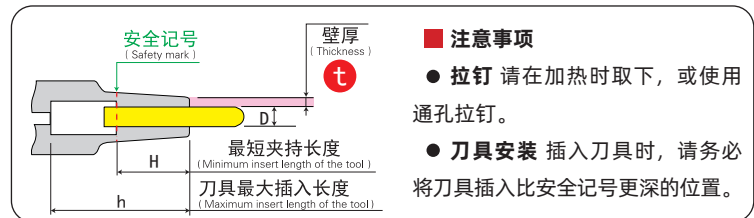
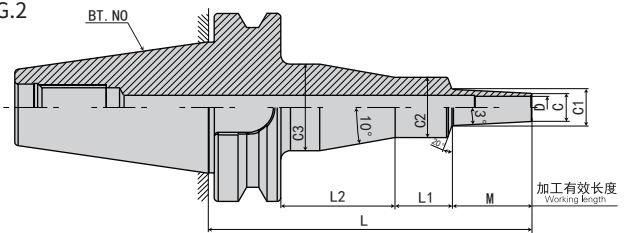
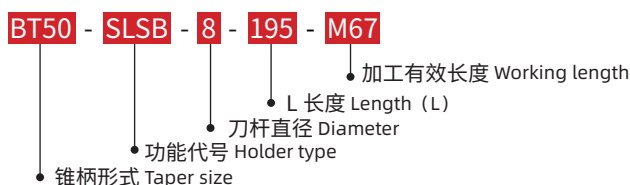


FIG.2



型号 Model	FIG	D	C	t	L	M	L1	L2	C1	C2	C3	H	h	重量 KGS	S
BT50-SLSB8-195-M 67	2	8	13	2.5	195	67	30	60	20	32	46	24	250	4.3	4
-M 97	1	8	13	2.5	195	97	60	*	23.2	32	*	24	250	4	6.1
-M127	1	8	13	2.5	195	127	30	*	26.3	32	*	24	250	3.9	7.1
-225-M 97	2	8	13	2.5	225	97	30	60	23.2	32	46	24	280	4.4	6
-M127	1	8	13	2.5	225	127	60	*	26.3	32	*	24	280	4	8.2
-M157	1	8	13	2.5	225	157	30	*	29.5	42	*	24	280	4	8
-255-M127	2	8	13	2.5	255	127	30	60	26.3	32	46	24	310	4.5	8.1
-M157	1	8	13	2.5	255	157	60	*	29.5	42	*	24	310	4.3	8.5
-285-M157	2	8	13	2.5	285	157	28	60	29.5	42	56	24	340	4.9	8.5
-SLRB8- 90-M 22	1	8	18	5	90	22	30	*	20.3	32	*	24	145	3.7	0.7
-110-M 42	1	8	18	5	110	42	30	*	22.4	32	*	24	165	3.7	1.1
-120-M 22	1	8	18	5	120	22	60	*	20.3	32	*	24	175	3.8	0.9
-135-M 67	1	8	18	5	135	67	30	*	25	32	*	24	190	3.8	1.7
-140-M 42	1	8	18	5	140	42	60	*	22.4	32	*	24	195	3.9	1.4
-150-M 22	2	8	18	5	150	22	30	60	20.3	32	46	24	205	4.3	0.9
-165-M 67	1	8	18	5	165	67	60	*	25	32	*	24	220	4	2.2
-170-M 42	2	8	18	5	170	42	28	62	22.4	36	50	24	225	4.5	1.3
-195-M 67	2	8	18	5	195	67	30	60	25	32	46	24	250	4.4	2.2
-SLFB8- 90-M 22	1	8	18	5	90	22	30	*	20.3	32	*	24	145	3.7	0.7
-110-M 42	1	8	18	5	110	42	30	*	22.4	32	*	24	165	3.7	1.1
-120-M 22	1	8	18	5	120	22	60	*	20.3	32	*	24	175	3.8	0.9
-135-M 67	1	8	18	5	135	67	30	*	25	32	*	24	190	3.8	1.7
-140-M 42	1	8	18	5	140	42	60	*	22.4	32	*	24	195	3.9	1.4
-150-M 22	2	8	18	5	150	22	30	60	20.3	32	46	24	205	4.3	0.9
-165-M 67	1	8	18	5	165	67	60	*	25	32	*	24	220	4	2.2
-170-M 42	2	8	18	5	170	42	30	60	22.4	32	46	24	225	4.3	1.4
-195-M 67	2	8	18	5	195	67	30	60	25	32	46	24	250	4.4	2.2

规格说明:


 E
 BT SHANK SYSTEMS
 BT 刀柄系列

·BT50-SL 热缩刀柄 (3°一体型)

BT50-SL SHRINK FIT HOLDER(3° MONO)



FIG.1

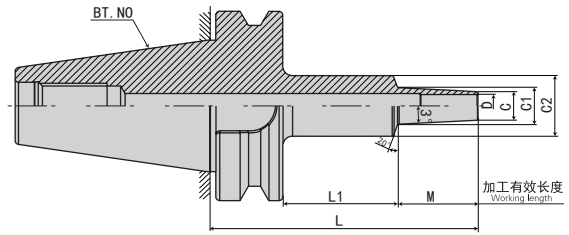
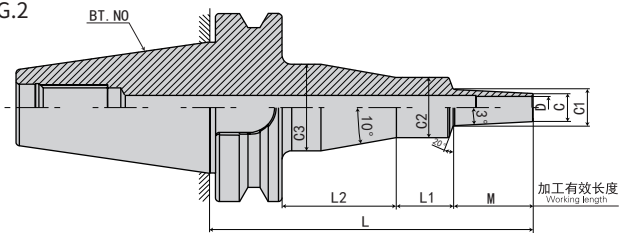


FIG.2



安全记号 (Safety mark)

壁厚 (Thickness) **t**

最短夹持长度 (Minimum insert length of the tool) **H**

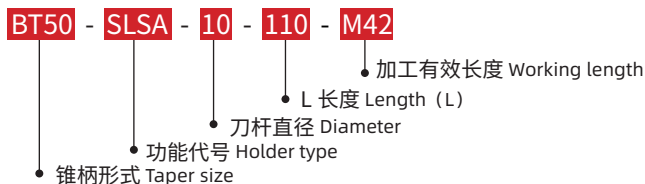
刀具最大插入长度 (Maximum insert length of the tool) **h**

注意事项

- 拉钉 请在加热时取下, 或使用通孔拉钉。
- 刀具安装 插入刀具时, 请务必将刀具插入比安全记号更深的位置。

型号 Model	FIG	D	C	t	L	M	L1	L2	C1	C2	C3	H	h	重量 KGS	S
BT50-SLSA10-110-M 42	1	10	13	1.5	110	42	30	*	17.4	25	*	30	165	3.6	2.6
-135-M 67	1	10	13	1.5	135	67	30	*	20	32	*	30	190	3.7	4
-140-M 42	1	10	13	1.5	140	42	60	*	17.4	25	*	30	195	3.7	3.7
-165-M 67	1	10	13	1.5	165	67	60	*	20	32	*	30	220	3.9	4.6
-M 97	1	10	13	1.5	165	97	30	*	23.2	32	*	30	220	3.8	6
-170-M 42	2	10	13	1.5	170	42	33	57	17.4	25	39	30	225	4	3.5
-195-M 67	2	10	13	1.5	195	67	30	60	20	32	46	30	250	4.3	4.6
-M 97	1	10	13	1.5	195	97	60	*	23.2	32	*	30	250	3.9	6.9
-225-M 97	2	10	13	1.5	225	97	30	60	23.2	32	46	30	280	4.4	6.8
-SLSB10-110-M 42	1	10	16	3	110	42	30	*	20.4	32	*	30	165	3.7	1.4
-135-M 67	1	10	16	3	135	67	30	*	23	32	*	30	190	3.8	2.4
-140-M 42	1	10	16	3	140	42	60	*	20.4	32	*	30	195	3.9	1.8
-165-M 67	1	10	16	3	165	67	60	*	23	32	*	30	220	3.9	3
-M 97	1	10	16	3	165	97	30	*	26.2	32	*	30	220	3.9	3.7
-170-M 42	2	10	16	3	170	42	30	60	20.4	32	46	30	225	4.3	1.8
-195-M 67	2	10	16	3	195	67	30	60	23	32	46	30	250	4.3	3
-M 97	1	10	16	3	195	97	60	*	26.2	32	*	30	250	4	4.5
-M127	1	10	16	3	195	127	30	*	29.3	42	*	30	250	4	4.5
-225-M 97	2	10	16	3	225	97	30	60	26.2	32	46	30	280	4.4	4.4
-M127	1	10	16	3	225	127	60	*	29.3	42	*	30	280	4.2	4.9
-M157	1	10	16	3	225	157	30	*	32.5	42	*	30	280	4.1	5.6
-255-M127	2	10	16	3	255	127	28	62	29.3	42	56	30	310	4.8	4.9
-M157	1	10	16	3	255	157	60	*	32.5	42	*	30	310	4.4	6.1
-285-M157	2	10	16	3	285	157	28	62	32.5	42	56	30	340	5	6.1

规格说明:



·BT50-SL 热缩刀柄 (3°一体型)

BT50-SL SHRINK FIT HOLDER(3° MONO)



FIG.1

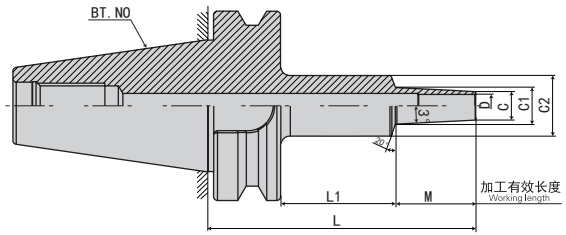
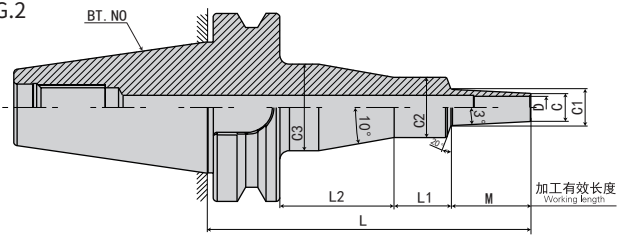


FIG.2



安全记号 (Safety mark)

壁厚 (Thickness) **t**

最短夹持长度 (Minimum insert length of the tool) **H**

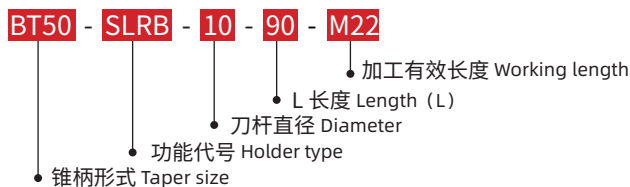
刀具最大插入长度 (Maximum insert length of the tool) **h**

注意事项

- 拉钉 请在加热时取下, 或使用通孔拉钉。
- 刀具安装 插入刀具时, 请务必将刀具插入比安全记号更深的位置。

型号 Model	FIG	D	C	t	L	M	L1	L2	C1	C2	C3	H	h	重量 KGS	S
BT50-SLRB10- 90-M22	1	10	22	6	90	22	30	*	24.3	32	*	30	145	3.7	0.6
-110-M42	1	10	22	6	110	42	30	*	26.4	32	*	30	165	3.8	0.8
-120-M22	1	10	22	6	120	22	60	*	24.3	32	*	30	175	3.9	0.8
-135-M67	1	10	22	6	135	67	30	*	29	42	*	30	190	3.9	1.1
-140-M42	1	10	22	6	140	42	60	*	26.4	32	*	30	195	3.9	1.2
-150-M22	2	10	22	6	150	22	30	60	24.3	32	46	30	205	4.3	0.8
-165-M67	1	10	22	6	165	67	60	*	29	42	*	30	220	4.1	1.3
-170-M42	2	10	22	6	170	42	28	62	26.4	36	50	30	225	4.5	1
-195-M67	2	10	22	6	195	67	28	62	29	42	56	30	250	4.7	1.3
-SLFB10-90-M22	1	10	22	6	90	22	30	*	24.3	32	*	30	145	3.7	0.6
-110-M42	1	10	22	6	110	42	30	*	26.4	32	*	30	165	3.8	0.8
-120-M22	1	10	22	6	120	22	60	*	24.3	32	*	30	175	3.9	0.8
-135-M67	1	10	22	6	135	67	30	*	29	42	*	30	190	3.9	1.1
-140-M42	1	10	22	6	140	42	60	*	26.4	36	*	30	195	4	1
-150-M22	2	10	22	6	150	22	30	60	24.3	32	46	30	205	4.3	0.8
-165-M67	1	10	22	6	165	67	60	*	29	42	*	30	220	4.1	1.3
-170-M42	2	10	22	6	170	42	30	60	26.4	32	46	30	225	4.3	1.2
-195-M67	2	10	22	6	195	67	28	62	29	42	56	30	250	4.7	1.3
-SLSA12-110-M42	1	12	15	1.5	110	42	30	*	19.4	32	*	30	165	3.7	1.9
-135-M67	1	12	15	1.5	135	67	30	*	22	32	*	30	190	3.7	3.3
-140-M42	1	12	15	1.5	140	42	60	*	19.4	32	*	30	195	3.8	2.3
-165-M67	1	12	15	1.5	165	67	60	*	22	32	*	30	220	3.9	3.9
-M97	1	12	15	1.5	165	97	30	*	25.2	32	*	30	220	3.8	4.9
-170-M42	2	12	15	1.5	170	42	30	60	19.4	32	46	30	225	4.3	2.3
-195-M67	2	12	15	1.5	195	67	30	60	22	32	46	30	250	4.3	3.9
-M97	1	12	15	1.5	195	97	60	*	25.2	32	*	30	250	4	5.9
-225-M97	2	12	15	1.5	225	97	30	60	25.2	32	46	30	280	4.4	5.8

规格说明:



E
BT SHANK SYSTEMS
BT 刀柄系列

·BT50-SL 热缩刀柄 (3°一体型)

BT50-SL SHRINK FIT HOLDER(3° MONO)



FIG.1

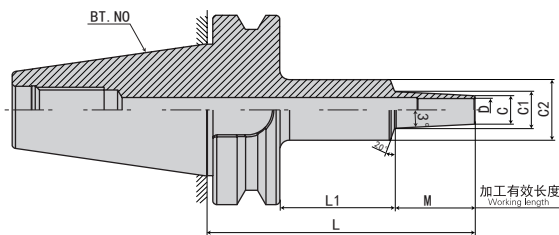
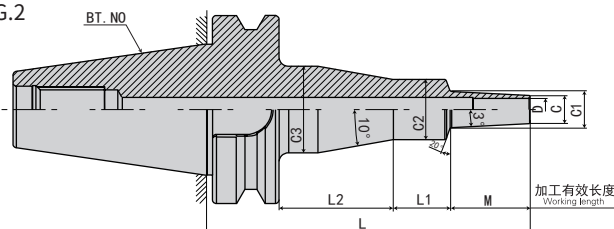


FIG.2



最短夹持长度 (Minimum insert length of the tool) H

刀具最大插入长度 (Maximum insert length of the tool) h

■ 注意事项

- 拉钉 请在加热时取下, 或使用通孔拉钉。
- 刀具安装 插入刀具时, 请务必将刀具插入比安全记号更深的位置。

型号 Model	FIG	D	C	t	L	M	L1	L2	C1	C2	C3	H	h	重量 KGS	S
BT50-SLSB12-110-M42	1	12	19	3.5	110	42	30	*	23.4	32	*	30	165	3.7	1.1
-135-M67	1	12	19	3.5	135	67	30	*	26	32	*	30	190	3.8	1.9
-140-M42	1	12	19	3.5	140	42	60	*	23.4	32	*	30	195	3.9	1.6
-165-M67	1	12	19	3.5	165	67	60	*	26	32	*	30	220	3.9	2.5
-M97	1	12	19	3.5	165	97	30	*	29.2	42	*	30	220	3.9	2.4
-170-M42	2	12	19	3.5	170	42	28	62	23.4	36	50	30	225	4.5	1.3
-195-M67	2	12	19	3.5	195	67	30	60	26	32	46	30	250	4.4	2.4
-M97	1	12	19	3.5	195	97	60	*	29.2	42	*	30	250	4.2	2.7
-M127	1	12	19	3.5	195	127	30	*	32.3	42	*	30	250	4.1	3.3
-225-M97	2	12	19	3.5	225	97	28	62	29.2	42	56	30	280	4.8	2.8
-M127	1	12	19	3.5	225	127	60	*	32.3	42	*	30	280	4.3	3.7
-M157	1	12	19	3.5	225	157	30	*	35.5	42	*	30	280	4.3	4.1
-255-M127	2	12	19	3.5	255	127	28	62	32.3	42	56	30	310	4.9	3.7
-M157	1	12	19	3.5	255	157	60	*	35.5	42	*	30	310	4.5	4.7
-285-M157	2	12	19	3.5	285	157	28	62	35.5	42	56	30	340	5.1	4.7
-SLRB12- 90-M22	1	12	26	7	90	22	30	*	28.3	42	*	30	145	3.7	0.4
-110-M42	1	12	26	7	110	42	30	*	30.4	42	*	30	165	3.8	0.6
-120-M22	1	12	26	7	120	22	60	*	28.3	42	*	30	175	4	0.5
-135-M67	1	12	26	7	135	67	30	*	33	42	*	30	190	4	0.8
-140-M42	1	12	26	7	140	42	60	*	30.4	42	*	30	195	4.1	0.7
-150-M22	2	12	26	7	150	22	28	62	28.3	42	56	30	205	4.6	0.5
-165-M67	1	12	26	7	165	67	60	*	33	42	*	30	220	4.2	1
-170-M42	2	12	26	7	170	42	28	62	30.4	42	56	30	225	4.7	0.7
-195-M67	2	12	26	7	195	67	28	62	33	42	56	30	250	4.8	1.1

规格说明:

BT50 - SLSB - 12 - 110 - M42

- 锥柄形式 Taper size
- 功能代号 Holder type
- 刀杆直径 Diameter
- L 长度 Length (L)
- 加工有效长度 Working length

·BT50-SL 热缩刀柄 (3°一体型)

BT50-SL SHRINK FIT HOLDER(3° MONO)



FIG.1

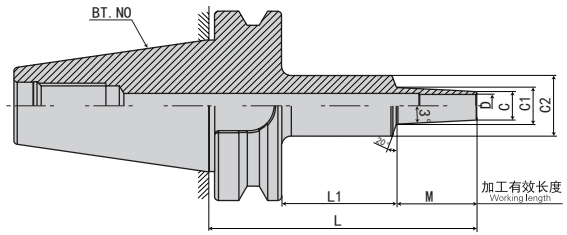
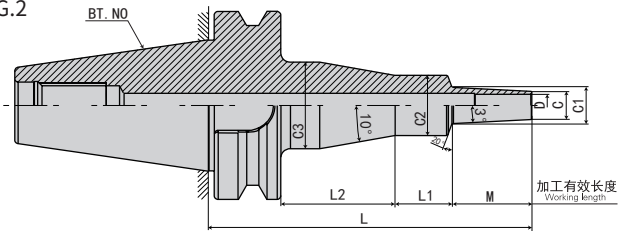


FIG.2



安全记号
(Safety mark)

壁厚
(Thickness)
t

最短夹持长度
(Minimum insert length of the tool)
H

刀具最大插入长度
(Maximum insert length of the tool)
h

■ 注意事项

- 拉钉 请在加热时取下, 或使用通孔拉钉。
- 刀具安装 插入刀具时, 请务必将刀具插入比安全记号更深的位置。

型号 Model	FIG	D	C	t	L	M	L1	L2	C1	C2	C3	H	h	重量 KGS	S
BT50-SLFB12- 90-M22	1	12	26	7	90	22	30	*	28.3	42	*	30	145	3.7	0.4
-110-M42	1	12	26	7	110	42	30	*	30.4	42	*	30	165	3.8	0.6
-120-M22	1	12	26	7	120	22	60	*	38.3	42	*	30	175	4	0.5
-135-M67	1	12	26	7	135	67	30	*	33	42	*	30	190	4	0.8
-140-M42	1	12	26	7	140	42	60	*	30.4	42	*	30	195	4.1	0.7
-150-M22	2	12	26	7	150	22	28	62	28.3	42	56	30	205	4.6	0.5
-165-M67	1	12	26	7	165	67	60	*	33	42	*	30	220	4.2	1
-170-M42	2	12	26	7	170	42	28	62	30.4	42	56	30	225	4.7	0.7
-195-M67	2	12	26	7	195	67	28	62	33	42	56	30	250	4.8	1.1
-SLSB16-110-M42	1	16	24	4	110	42	30	*	28.4	42	*	32	165	3.8	0.7
-135-M67	1	16	24	4	135	67	30	*	31	42	*	32	190	3.9	1.1
-140-M42	1	16	24	4	140	42	60	*	28.4	42	*	32	195	4	0.9
-165-M67	1	16	24	4	165	67	60	*	31	42	*	32	220	4.1	1.4
-M97	1	16	24	4	165	97	30	*	34.2	42	*	32	220	4	1.7
-170-M42	2	16	24	4	170	42	28	62	28.4	42	56	32	225	4.6	0.9
-195-M67	2	16	24	4	195	67	28	62	31	42	56	32	250	4.7	1.4
-M97	1	16	24	4	195	97	60	*	34.2	42	*	32	250	4.3	2
-M127	1	16	24	4	195	127	30	*	37.3	53	*	32	250	4.2	2.1
-225-M97	2	16	24	4	225	97	28	62	34.2	42	56	32	280	4.9	2.1
-M127	1	16	24	4	225	127	60	*	37.3	53	*	32	280	4.6	2.3
-M157	1	16	24	4	225	157	30	*	40.5	53	*	32	280	4.4	2.6
-255-M127	2	16	24	4	255	127	28	62	37.3	53	67	32	310	5.5	2.3
-M157	1	16	24	4	255	157	60	*	40.5	53	*	32	310	4.8	2.8
-285-M157	2	16	24	4	285	157	28	62	40.5	53	67	32	340	5.7	2.9

规格说明:

BT50 - SLFB - 12 - 90 - M22

- 锥柄形式 Taper size
- 功能代号 Holder type
- 刀杆直径 Diameter
- L 长度 Length (L)
- 加工有效长度 Working length

·BT50-SL 热缩刀柄 (3°一体型)

BT50-SL SHRINK FIT HOLDER(3° MONO)



FIG.1

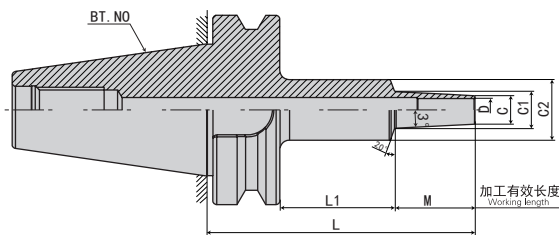
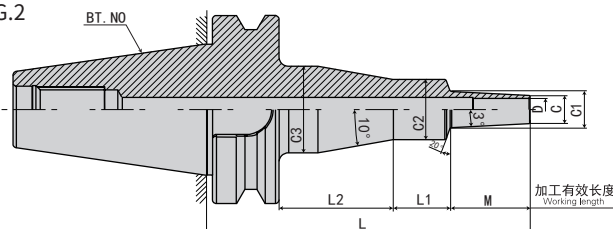


FIG.2



安全记号 (Safety mark)

壁厚 (Thickness) **t**

最短夹持长度 (Minimum insert length of the tool) **H**

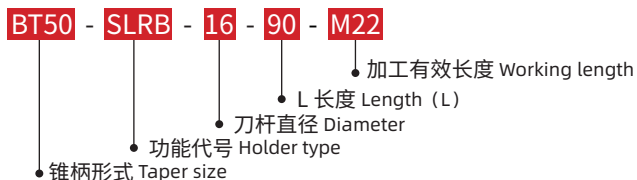
刀具最大插入长度 (Maximum insert length of the tool) **h**

注意事项

- 拉钉 请在加热时取下, 或使用通孔拉钉。
- 刀具安装 插入刀具时, 请务必将刀具插入比安全记号更深的位置。

型号 Model	FIG	D	C	t	L	M	L1	L2	C1	C2	C3	H	h	重量 KGS	S
BT50-SLRB16- 90-M22	1	16	32	8	90	22	30	*	34.3	42	*	32	145	3.8	0.3
-110-M42	1	16	32	8	110	42	30	*	36.4	42	*	32	165	3.9	0.5
-120-M22	1	16	32	8	120	22	60	*	34.3	42	*	32	175	4	0.5
-135-M67	1	16	32	8	135	67	30	*	39	42	*	32	190	4.1	0.6
-140-M42	1	16	32	8	140	42	60	*	36.4	42	*	32	195	4.2	0.6
-150-M22	2	16	32	8	150	22	28	62	34.3	42	56	32	205	4.6	0.5
-165-M67	1	16	32	8	165	67	60	*	39	42	*	32	220	4.3	0.9
-170-M42	2	16	32	8	170	42	28	62	36.4	42	56	32	225	4.8	0.7
-195-M67	2	16	32	8	195	67	28	62	39	42	56	32	250	4.9	0.9
-SLFB16-90-M22	1	16	32	8	90	22	30	*	34.3	42	*	32	145	3.8	0.3
-110-M42	1	16	32	8	110	42	30	*	36.4	42	*	32	165	3.9	0.5
-120-M22	1	16	32	8	120	22	60	*	34.3	42	*	32	175	4	0.5
-135-M67	1	16	32	8	135	67	30	*	39	42	*	32	190	4.1	0.6
-140-M42	1	16	32	8	140	42	60	*	36.4	42	*	32	195	4.2	0.6
-150-M22	2	16	32	8	150	22	28	62	34.3	42	56	32	205	4.6	0.5
-165-M67	1	16	32	8	165	67	60	*	39	42	*	32	220	4.3	0.9
-170-M42	2	16	32	8	170	42	28	62	36.4	42	56	32	225	4.8	0.7
-195-M67	2	16	32	8	195	67	28	62	39	42	56	32	250	4.9	0.9
-SLSB20-110-M42	1	20	29	4.5	110	42	30	*	33.4	42	*	40	165	3.8	0.5
-135-M67	1	20	29	4.5	135	67	30	*	36	42	*	40	190	3.9	0.9
-140-M42	1	20	29	4.5	140	42	60	*	33.4	42	*	40	195	4.1	0.8
-165-M67	1	20	29	4.5	165	67	60	*	36	42	*	40	220	4.2	1.2
-M97	1	20	29	4.5	165	97	30	*	39.2	53	*	40	220	4.1	1.1
-170-M42	2	20	29	4.5	170	42	28	62	33.4	42	56	40	225	4.7	0.8

规格说明:



·BT50-SL 热缩刀柄 (3°一体型)

BT50-SL SHRINK FIT HOLDER(3° MONO)



FIG.1

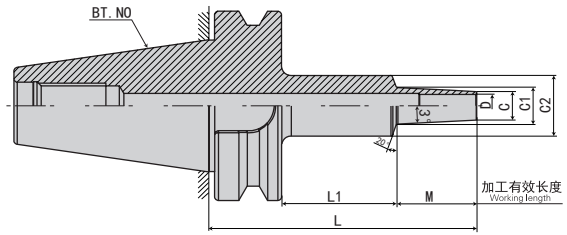
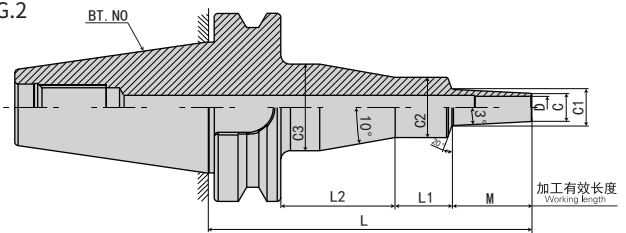


FIG.2



安全记号 (Safety mark)

壁厚 (Thickness) **t**

最短夹持长度 (Minimum insert length of the tool) **H**

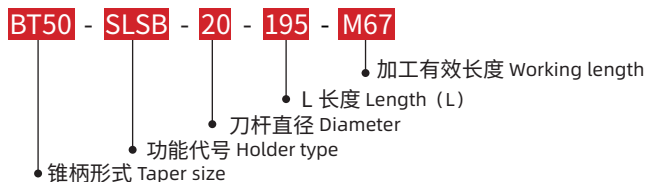
刀具最大插入长度 (Maximum insert length of the tool) **h**

注意事项

- 拉钉 请在加热时取下, 或使用通孔拉钉。
- 刀具安装 插入刀具时, 请务必将刀具插入比安全记号更深的位置。

型号 Model	FIG	D	C	t	L	M	L1	L2	C1	C2	C3	H	h	重量 KGS	S
BT50-SLSB20-195-M67	2	20	29	4.5	195	67	28	62	36	42	56	40	250	4.8	1.2
-M97	1	20	29	4.5	195	97	60	*	39.2	53	*	40	250	4.5	1.3
-M127	1	20	29	4.5	195	127	30	*	42.3	53	*	40	250	4.3	1.5
-225-M97	2	20	29	4.5	225	97	28	62	39.2	53	67	40	280	5.4	1.3
-M127	1	20	29	4.5	225	127	60	*	42.3	53	*	40	280	4.7	1.8
-M157	1	20	29	4.5	225	157	30	*	45.5	53	*	40	280	4.6	1.7
-255-M127	2	20	29	4.5	255	127	28	62	42.3	53	67	40	310	5.6	1.7
-M157	1	20	29	4.5	255	157	60	*	45.5	53	*	40	310	5	2.2
-285-M157	2	20	29	4.5	285	157	28	62	45.5	53	67	40	340	5.9	2.2
-SLRB20-110-M42	1	20	38	9	110	42	30	*	42.4	53	*	40	165	4	0.3
-135-M67	1	20	38	9	135	67	30	*	45	53	*	40	190	4.2	0.4
-140-M42	1	20	38	9	140	42	60	*	42.4	53	*	40	195	4.4	0.4
-165-M67	1	20	38	9	165	67	60	*	45	53	*	40	220	4.6	0.6
-170-M42	2	20	38	9	170	42	28	62	42.4	53	67	40	225	5.3	0.4
-195-M67	2	20	38	9	195	67	28	62	45	53	67	40	250	5.5	0.6
-SLFB20-110-M42	1	20	38	9	110	42	30	*	42.4	53	*	40	165	4	0.3
-135-M67	1	20	38	9	135	67	30	*	45	53	*	40	190	4.2	0.4
-140-M42	1	20	38	9	140	42	60	*	42.4	53	*	40	195	4.4	0.4
-165-M67	1	20	38	9	165	67	60	*	45	53	*	40	220	4.6	0.6
-170-M42	2	20	38	9	170	42	28	62	42.4	53	67	40	225	5.3	0.4
-195-M67	2	20	38	9	195	67	28	62	45	53	67	40	250	5.5	0.6

规格说明:



·BT50-SL 热缩刀柄 (3°一体型)

BT50-SL SHRINK FIT HOLDER(3° MONO)



FIG.1

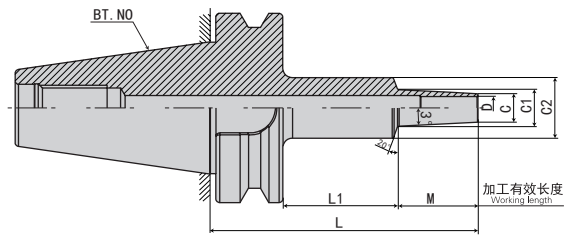
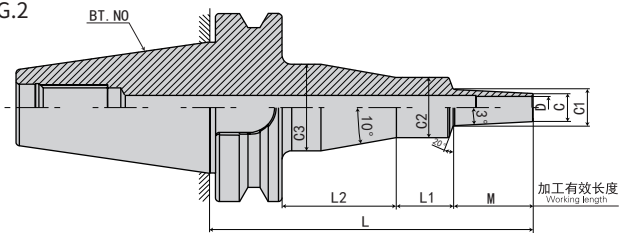


FIG.2



安全记号 (Safety mark)

壁厚 (Thickness) t

最短夹持长度 (Minimum insert length of the tool) H

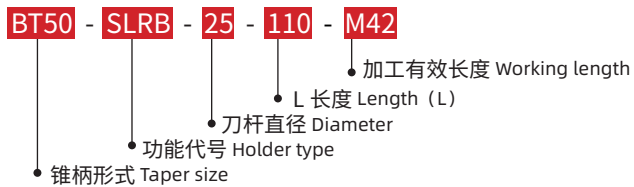
刀具最大插入长度 (Maximum insert length of the tool) h

■ 注意事项

- 拉钉 请在加热时取下, 或使用通孔拉钉。
- 刀具安装 插入刀具时, 请务必将刀具插入比安全记号更深的位置。

型号 Model	FIG	D	C	t	L	M	L1	L2	C1	C2	C3	H	h	重量 KGS	S
BT50-SLRB25-110-M42	1	25	45	10	110	42	30	*	49.4	53	*	45	165	4.1	0.3
-140-M42	1	25	45	10	140	42	60	*	49.4	53	*	45	195	4.5	0.4
-170-M42	2	25	45	10	170	42	28	62	49.4	53	67	45	195	5.3	0.4
SLFB25-110-M42	1	25	45	10	110	42	30	*	49.4	53	*	45	165	4.1	0.3
-140-M42	1	25	45	10	140	42	60	*	49.4	53	*	45	195	4.5	0.4
-170-M42	2	25	45	10	170	42	28	62	49.4	53	67	45	195	5.4	0.4
-SLRB32-110-M42	1	32	54	11	110	42	30	*	58.4	63	*	50	160	4.0	0.2
-140-M42	1	32	54	11	140	42	60	*	58.4	63	*	50	171	4.6	0.3
-170-M42	2	32	54	11	170	42	28	62	58.4	63	77	50	171	5.8	0.3

规格说明:



E BT 刀柄系列 BT SHANK SYSTEMS

·BT50-SL 热缩刀柄 (CV 曲线型)

BT50-SL SHRINK FIT HOLDER(CV CURVE)



FIG.1

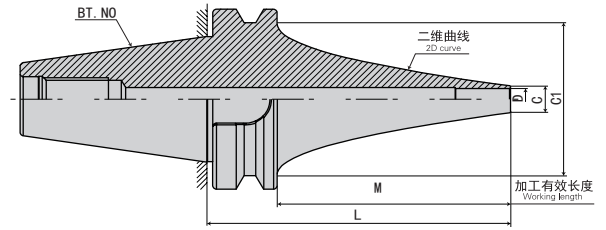
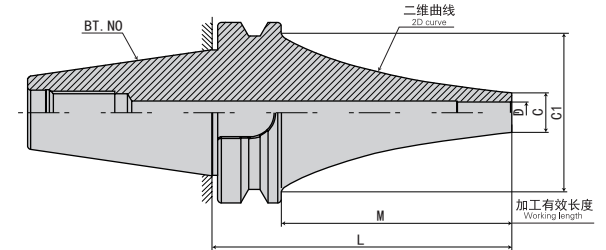


FIG.2



配件 Accessories



» P.J19

安全记号
(Safety mark)

H
最短夹持长度
(Minimum insert length of the tool)

h
刀具最大插入长度
(Maximum insert length of the tool)

壁厚
(Thickness)

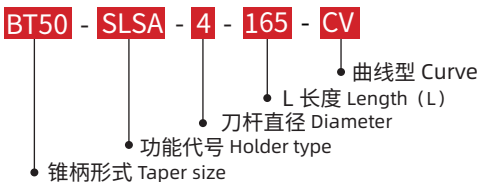
t

■ 注意事项

- 拉钉 请在加热时取下, 或使用通孔拉钉。
- 刀具安装 插入刀具时, 请务必将刀具插入比安全记号更深的位置。

型号 Model	FIG	D	C	t	L	M	C1	H	h	重量 KGS	S
BT50-SLSA4-165CV	1	4	7	1.5	165	127	85	12	220	5.2	1.8
-195CV	1	4	7	1.5	195	157	85	12	250	5.3	2.6
-225CV	1	4	7	1.5	225	187	85	12	280	5.5	3.8
-255CV	1	4	7	1.5	255	217	85	12	310	5.6	5.7
-285CV	1	4	7	1.5	285	247	85	12	340	6.4	5.9
-315CV	1	4	7	1.5	315	277	85	12	370	8.3	7.7
-SLSA6-165CV	1	6	9	1.5	165	127	85	18	220	5.1	1.5
-195CV	1	6	9	1.5	195	157	85	18	250	5.2	2.4
-225CV	1	6	9	1.5	225	187	85	18	280	5.7	2.9
-255CV	1	6	9	1.5	255	217	85	18	310	5.9	4
-285CV	1	6	9	1.5	285	247	85	18	340	6.2	5.2
-315CV	1	6	9	1.5	315	277	85	18	370	8.4	6.9
-SLSA8-165CV	1	8	11	1.5	165	127	85	24	220	4.9	1.4
-195CV	1	8	11	1.5	195	157	85	24	250	5.3	1.9
-225CV	1	8	11	1.5	225	187	85	24	280	5.8	2.3
-255CV	1	8	11	1.5	255	217	85	24	310	5.8	3.7
-285CV	1	8	11	1.5	285	247	85	24	340	6	4.9
-315CV	1	8	11	1.5	315	277	85	24	370	8.4	5
-SLRA8-195CV	2	8	16	4	195	157	85	24	250	5.4	1.1
-225CV	2	8	16	4	225	187	85	24	280	5.6	1.5
-255CV	2	8	16	4	255	217	85	24	310	5.8	2.2
-285CV	2	8	16	4	285	247	85	24	340	5.9	3

规格说明:



·BT50-SL 热缩刀柄 (CV 曲线型)

BT50-SL SHRINK FIT HOLDER(CV CURVE)



FIG.1

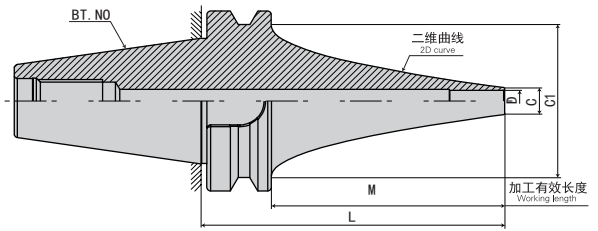
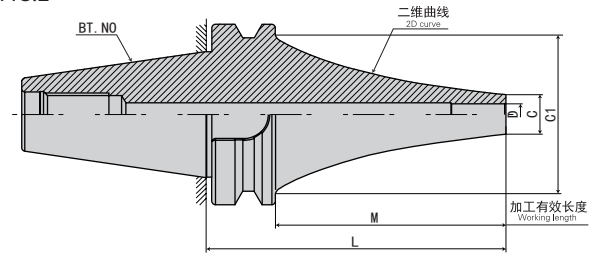


FIG.2



安全记号 (Safety mark)

壁厚 (Thickness) **t**

最短夹持长度 (Minimum insert length of the tool) **H**

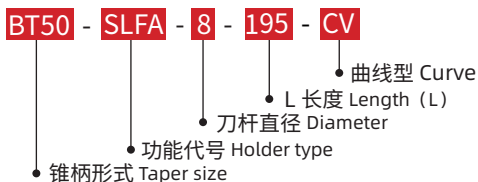
刀具最大插入长度 (Maximum insert length of the tool) **h**

注意事项

- 拉钉 请在加热时取下, 或使用通孔拉钉。
- 刀具安装 插入刀具时, 请务必将刀具插入比安全记号更深的位置。

型号 Model	FIG	D	C	t	L	M	C1	H	h	重量 KGS	S
BT50-SLFA8-195CV	2	8	16	4	195	157	85	24	250	5.4	1.1
-225CV	2	8	16	4	225	187	85	24	280	5.6	1.5
-255CV	2	8	16	4	255	217	85	24	310	5.8	2.2
-285CV	2	8	16	4	285	247	85	24	340	5.9	3
-SLSA10-165CV	1	10	13	1.5	165	127	85	30	220	4.9	1.2
-195CV	1	10	13	1.5	195	157	85	30	250	5.5	1.5
-225CV	1	10	13	1.5	225	187	85	30	280	5.4	2.4
-255CV	1	10	13	1.5	255	217	85	30	310	6.1	2.6
-285CV	1	10	13	1.5	285	247	85	30	340	6.3	3.7
-315CV	1	10	13	1.5	315	277	85	30	370	8.4	4.6
-SLRA10-165CV	2	10	19	4.5	165	127	85	30	220	5.1	0.7
-195CV	2	10	19	4.5	195	157	85	30	250	5.2	1.1
-225CV	2	10	19	4.5	225	187	85	30	280	5.9	1.2
-255CV	2	10	19	4.5	255	217	85	30	310	6.1	1.7
-285CV	2	10	19	4.5	285	247	85	30	340	6.2	2.4
-SLFA10-165CV	2	10	19	4.5	165	127	85	30	220	5.1	0.7
-195CV	2	10	19	4.5	195	157	85	30	250	5.2	1.1
-225CV	2	10	19	4.5	225	187	85	30	280	5.9	1.2
-255CV	2	10	19	4.5	255	217	85	30	310	6.1	1.7
-285CV	2	10	19	4.5	285	247	85	30	340	6.2	2.4

规格说明:



·BT50-SL 热缩刀柄 (CV 曲线型)

BT50-SL SHRINK FIT HOLDER(CV CURVE)



FIG.1

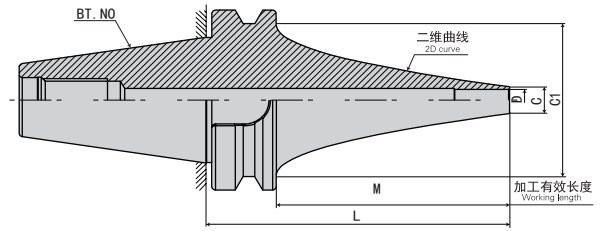
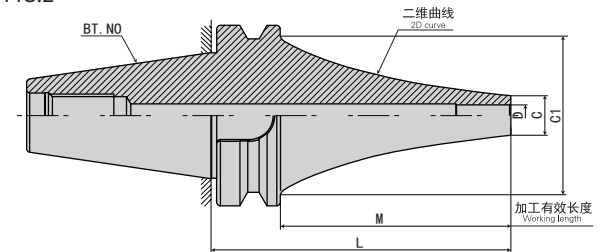


FIG.2



安全记号
(Safety mark)

壁厚
(Thickness)

t

■ 注意事项

- 拉钉 请在加热时取下, 或使用通孔拉钉。
- 刀具安装 插入刀具时, 请务必将刀具插入比安全记号更深的位置。

最短夹持长度
(Minimum insert length of the tool)

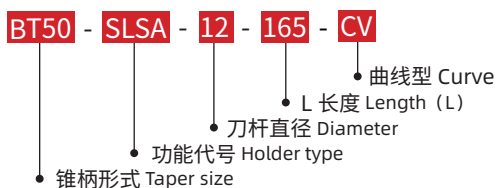
H

刀具最大插入长度
(Maximum insert length of the tool)

h

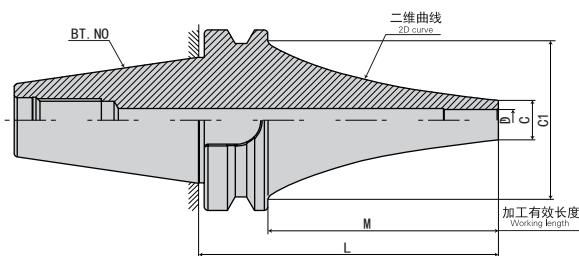
型号 Model	FIG	D	C	t	L	M	C1	H	h	重量 KGS	S
BT50-SLSA12-165CV	1	12	15	1.5	165	127	84	30	220	4.8	1.2
-195CV	1	12	15	1.5	195	157	85	30	250	5.6	1.2
-225CV	1	12	15	1.5	225	187	85	30	280	5.8	1.8
-255CV	1	12	15	1.5	255	217	85	30	310	6	2.6
-285CV	1	12	15	1.5	285	247	85	30	340	6.2	3.5
-315CV	1	12	15	1.5	315	277	85	30	370	8.5	3.6
-SLRA12-165CV	2	12	22	22	165	127	85	30	220	5.1	0.7
-195CV	2	12	22	22	195	157	85	30	250	5.6	0.8
-225CV	2	12	22	22	225	187	85	30	280	5.6	1.3
-255CV	2	12	22	22	255	217	85	30	310	5.8	1.6
-285CV	2	12	22	22	285	247	85	30	340	6.1	2.1
-SLFA12-165CV	2	12	22	22	165	127	85	30	220	5.1	0.7
-195CV	2	12	22	22	195	157	85	30	250	5.6	0.8
-225CV	2	12	22	22	225	187	85	30	280	5.6	1.3
-255CV	2	12	22	22	255	217	85	30	310	5.8	1.6
-285CV	2	12	22	22	285	247	85	30	340	6.1	2.1

规格说明:



·BT50-SL 热缩刀柄 (CV 曲线型)

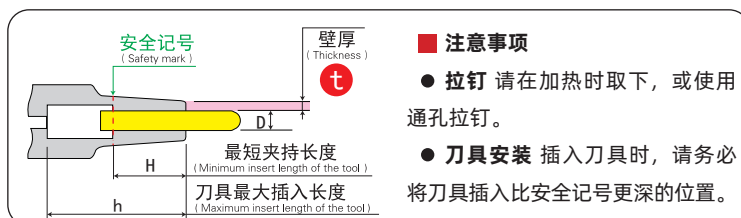
BT50-SL SHRINK FIT HOLDER(CV CURVE)



配件 Accessories



P.J19



型号 Model	D	C	t	L	M	C1	H	h	重量 KGS	S
BT50-SLSB16-165CV	16	21	2.5	165	127	85	32	220	5.4	0.6
-195CV	16	21	2.5	195	157	85	32	250	5.4	1.1
-225CV	16	21	2.5	225	187	85	32	280	6.3	1.2
-255CV	16	21	2.5	255	217	85	32	310	6.1	2
-285CV	16	21	2.5	285	247	85	32	340	7	2
-315CV	16	21	2.5	315	277	85	32	370	8.6	2.6
-SLSB20-165CV	20	26	3	165	127	85	40	220	5.4	0.6
-195CV	20	26	3	195	157	85	40	250	6.1	0.7
-225CV	20	26	3	225	187	85	40	280	5.8	1.2
-255CV	20	26	3	255	217	85	40	310	6.7	1.3
-285CV	20	26	3	285	247	85	40	340	7	1.7
-315CV	20	26	3	315	277	85	40	370	8.9	2.3

规格说明:

BT50 - SLSB - 16 - 165 - CV

- 锥柄形式 Taper size
- 功能代号 Holder type
- 刀杆直径 Diameter
- L 长度 Length (L)
- 曲线型 Curve

·BT-C 型高精度强力刀柄

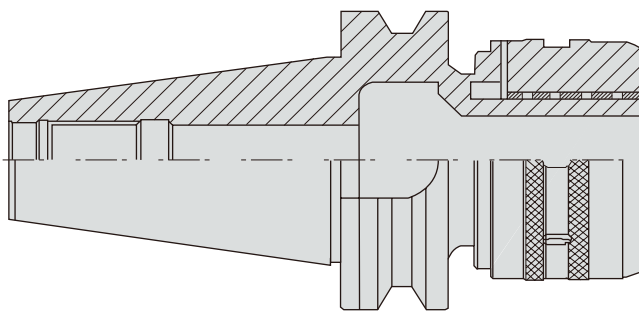
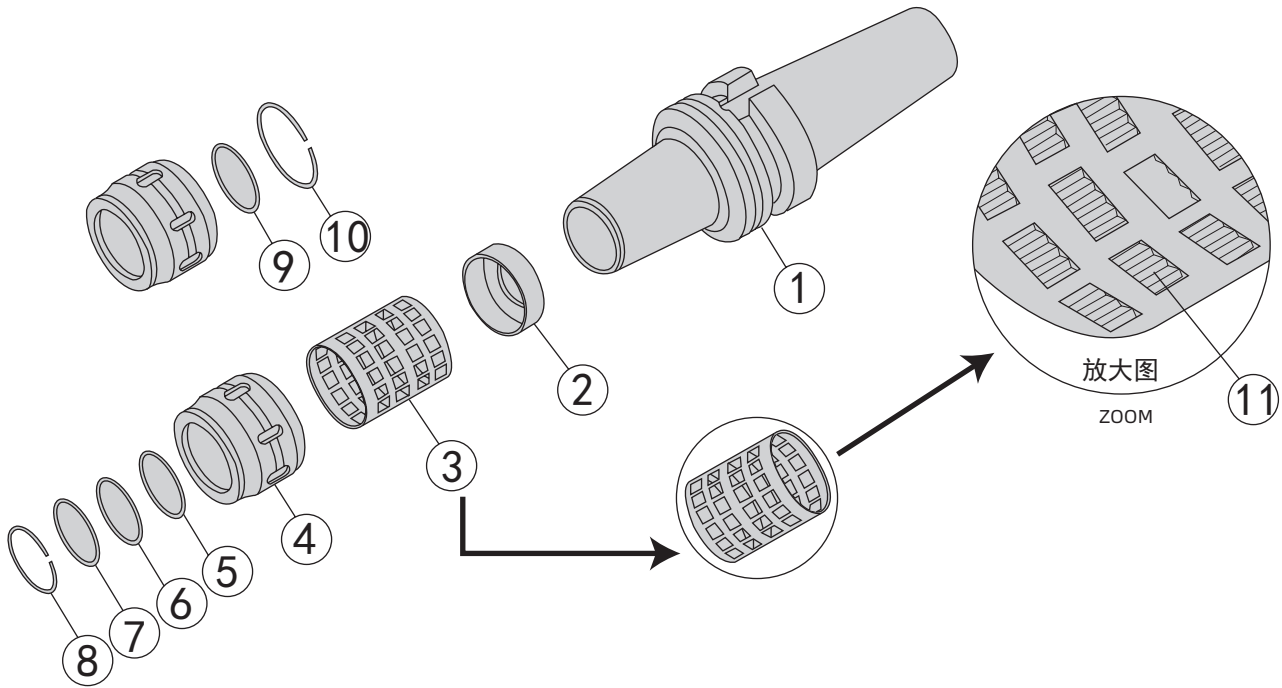
BT-C FORCE MILLING CHUCK

特点:

- ◎ 本数控铣切削刀具具有密封装置
- ◎ 防护罩经回环槽上密封圈与转螺帽连接
- ◎ 防护罩能防止液体，灰尘，切削进入本体与转螺帽形成的间隙间损坏表面及滚针，从而使强力夹头持久保持铣削精度延长使用寿命

Features:

- ◎ This cover ring is connecting with the transfer screw cap by groove of hermetic circle.
- ◎ This new power chuck millis belongs to the hermetic set for CNC cutting tools.
- ◎ The cover ring can prevent the water, dust and cutting scrap going to the spacing from chuck body and transfer cap. It can prolong the using time for the power milling chuck.



- ① 本体
Holder body
- ② 防护罩
Cover ring
- ③ 保持架
Keeping shelves
- ④ 螺帽
Nut
- ⑤ 本体垫片
Body spacer
- ⑥ 本体密封圈
Body lock ring
- ⑦ 本体垫片
Body spacer
- ⑧ 本体卡簧
Body clamp spring
- ⑨ 螺帽垫片
Nut spacer
- ⑩ 螺帽卡簧
Nut clamp spring
- ⑪ 滚针
Needle roller

类似强力夹头存在的缺点

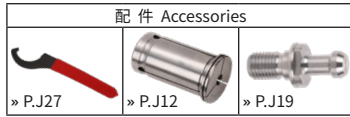
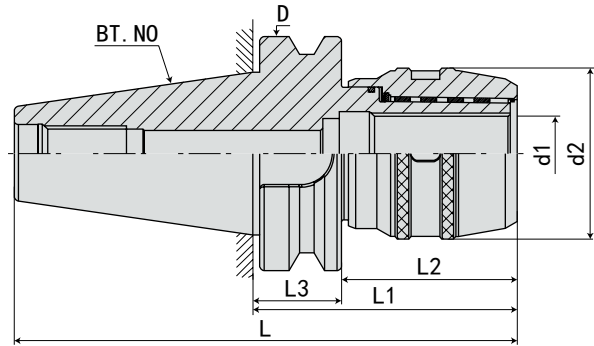
The shortcoming for the power milling chuck of standard type

类似的强力夹本体与转螺帽间存在连接间隙，使用时容易使液体带着灰尘、切削从间隙进入存留，当二者反复松紧移位时，液体带着灰尘、切屑随着滚针的转动，它不断地磨损本体与转螺帽的表面，而且也会使滚针破裂，使强力夹头夹持精度随时间长而下降，最终失去夹持能力。

The standard milling chuck has the spacing between chuck body and transfer screw cap. It easily makes water with dust and cutting scrap into the spacing, and it also will be move to take the dust and cutting scrap together running, it not only fret the surface of chuck body and transfer screw cap, but also break the needle roller bearing. The holding precision will be falling, at last it lose holding capacity.

·BT-C 型高精度强力刀柄

BT-C FORCE MILLING CHUCK

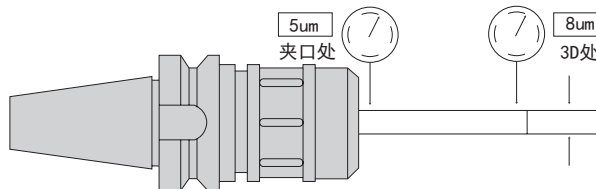


规格 Model	L	L1	L2	L3	D	d1	d2	夹持范围 Range	重量 KGS
BT30-C20-80	128.4	80	58	22	46	20	58	3 4 5 6 8 10 12 14 16 20	1.3
-C25-100	148.4	100	78	22	46	25	63	3 4 5 6 8 10 12 14 16 18 20 25	1.6
-C32-105	153.4	105	83	22	46	32	73	3 4 5 6 8 10 12 14 16 18 20 22 24 25 32	2.3
BT40-C20-100	165.4	100	73	27	63	20	58	3 4 5 6 8 10 12 14 16 20	2
-C25-100	165.4	100	73	27	63	25	63	3 4 5 6 8 10 12 14 16 18 20 25	2.2
-135	200.4	135	108	27	63	25	63	3 4 5 6 8 10 12 14 16 18 20 25	3.1
-C32-105	170.4	105	78	27	63	32	73	3 4 5 6 8 10 12 14 16 18 20 22 24 25 32	2.5
-135	200.4	135	108	27	63	32	73	3 4 5 6 8 10 12 14 16 18 20 22 24 25 32	3.1
-165	230.4	165	138	27	63	32	73	3 4 5 6 8 10 12 14 16 18 20 22 24 25 32	3.9
-200	265.4	200	173	27	63	32	73	3 4 5 6 8 10 12 14 16 18 20 22 24 25 32	4.6
-250	315.4	250	223	27	63	32	73	3 4 5 6 8 10 12 14 16 18 20 22 24 25 32	5.7
-C42-130	195.4	130	103	27	63	42	88	3 4 5 6 8 10 12 14 16 18 20 22 24 25 28 30 32 34 36 42	
BT50-C25-110	211.8	110	72	38	100	25	63	3 4 5 6 8 10 12 14 16 18 20 25	4.8
-165	236.8	165	127	38	100	25	63	3 4 5 6 8 10 12 14 16 18 20 25	6.1
-C32-110	211.8	110	72	38	100	32	73	3 4 5 6 8 10 12 14 16 18 20 22 24 25 32	5.3
-135	236.8	135	97	38	100	32	73	3 4 5 6 8 10 12 14 16 18 20 22 24 25 32	6
-165	266.8	165	127	38	100	32	73	3 4 5 6 8 10 12 14 16 18 20 22 24 25 32	6.9
-200	301.8	200	162	38	100	32	73	3 4 5 6 8 10 12 14 16 18 20 22 24 25 32	7.8
-250	351.8	250	212	38	100	32	73	3 4 5 6 8 10 12 14 16 18 20 22 24 25 32	9.45
-300	401.8	300	262	38	100	32	73	3 4 5 6 8 10 12 14 16 18 20 22 24 25 32	11.75
-350	451.8	350	312	38	100	32	73	3 4 5 6 8 10 12 14 16 18 20 22 24 25 32	12.3
-400	501.8	400	362	38	100	32	73	3 4 5 6 8 10 12 14 16 18 20 22 24 25 32	
-450	551.8	450	412	38	100	32	73	3 4 5 6 8 10 12 14 16 18 20 22 24 25 32	
-C42-135	236.8	135	97	38	100	42	88	3 4 5 6 8 10 12 14 16 18 20 22 24 25 28 30 32 34 36 42	6.2
-165	266.8	165	127	38	100	42	88	3 4 5 6 8 10 12 14 16 18 20 22 24 25 28 30 32 34 36 42	7.6
-200	301.8	200	162	38	100	42	88	3 4 5 6 8 10 12 14 16 18 20 22 24 25 28 30 32 34 36 42	9

特点:

- 高速、高精度、高寿命直柄刀具系列
- ◎材质: 20CrMnTi/15CrMn
- ◎硬度: HRC58-60, 渗碳深度 > 0.8mm
- ◎锥柄公差等级: ≤ AT3
- ◎刀柄内孔分割了六槽, 以防止刀具转动, 增大夹持力
- ◎采用特殊材料制作滚针轴承保持架, 延长使用寿命, 增强夹紧力
- ◎具有夹持力大, 定点精度高, 特别适用于强力切削
- ◎可提供两种外观: 光饰或涂层处理
- ◎内孔多次研磨, 可达 Ra0.4, 起到镜面效果
- ◎外圆及端面多次研磨, 可达 Ra0.4, 起到镜面效果
- ◎表面“环保”特殊涂层处理, 提高表面硬度、耐磨性, 提高清洁度, 精度更稳定, 表面更光滑, 防锈、防腐蚀效果更好, 手感更舒适, 外观更美观
- ◎扳手、拉钉、筒夹须另行购买

规格说明:



扫描二维码观看产品视频

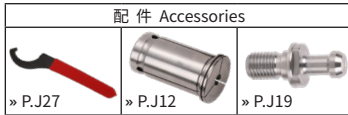
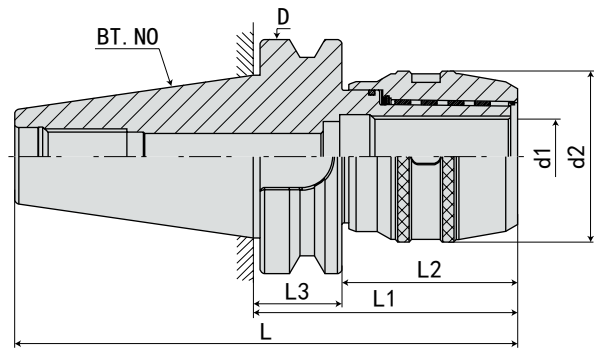
Features:

- High speed, high accuracy, high durability C-STRAIGHT TOOL SERIES
- ◎ Material: 20CrMnTi/15CrMn;
- ◎ Hardness: HRC58-60, Carbon depth > 0.8
- ◎ Tolerance class: ≤ AT3
- ◎ Inner hole of the shank divide into 6 troughs to prevent the insert remove, increase the grasp force
- ◎ Ball bearing cage is made of special material, improve the endurance, enhance the grasp force
- ◎ Grasp force strong, centering accuracy high, suit to heavy cutting
- ◎ Two kinds looks provide: polishing or chemical nickel-plating processing;
- ◎ Inner hole grinding for many times, so as to reach Ra0.4, has a mirror effect;
- ◎ End and the cylindrical are grinding for many times, can reach Ra0.4, has a mirror effect;
- ◎ Surface "environmental protection", special coating surface treatment, improve the hardness and endurance of the surface, cleanliness better, accuracy stable, surface more smooth, antirust, feel comfortable, appearance nice.
- ◎ The spanner, pull stud chuck must purchase alone.



·BT60-C 型高精度强力刀柄

BT60-C FORCE MILLING CHUCK



规格 Model	L	L1	L2	L3	D	d1	d2	夹持范围 Range	重量 KGS
BT60-C32-130	291.8	130	82	48	155	32	73	3 4 5 6 8 10 12 14 16 18 20 22 24 25 32	
-C42-130	291.8	130	82	48	155	42	88	3 4 5 6 8 10 12 14 16 18 20 22 24 25 28 30 32 34 36 42	

特点:

高速、高精度、高寿命直柄刀具系列

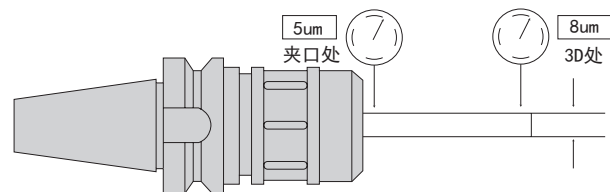
- ◎ 材质: 20CrMnTi/15CrMn
- ◎ 硬度: HRC58-60, 渗碳深度 > 0.8mm
- ◎ 锥柄公差等级: ≤ AT3
- ◎ 刀柄内孔分割了六槽, 以防止刀具转动, 增大夹持力
- ◎ 采用特殊材料制作滚针轴承保持架, 延长使用寿命, 增强夹紧力
- ◎ 具有夹持力大, 定点精度高, 特别适用于强力切削
- ◎ 可提供两种外观: 光饰或涂层处理
- ◎ 内孔多次研磨, 可达 Ra0.4, 起到镜面效果
- ◎ 外圆及端面多次研磨, 可达 Ra0.4, 起到镜面效果
- ◎ 表面“环保”特殊涂层处理, 提高表面硬度、耐磨性, 提高清洁度, 精度更稳定, 表面更光滑, 防锈、防腐蚀效果更好, 手感更舒适, 外观更美观
- ◎ 扳手、拉钉、筒夹须另行购买

规格说明:

Features:

High speed, high accuracy, high durability C-STRAIGHT TOOL SERIES

- ◎ Material: 20CrMnTi/15CrMn;
- ◎ Hardness: HRC58-60, Carbon depth > 0.8
- ◎ Tolerance class: ≤ AT3
- ◎ Inner hole of the shank divide into 6 troughs to prevent the insert remove, increase the grasp force
- ◎ Ball bearing cage is made of special material, improve the endurance, enhance the grasp force
- ◎ Grasp force strong, centering accuracy high, suit to heavy cutting
- ◎ Two kinds looks provide: polishing or chemical nickel-plating processing;
- ◎ Inner hole grinding for many times, so as to reach Ra0.4, has a mirror effect;
- ◎ End and the cylindrical are grinding for many times, can reach Ra0.4, has a mirror effect;
- ◎ Surface "environmental protection", special coating surface treatment, improve the hardness and endurance of the surface, cleanliness better, accuracy stable, surface more smooth, antirust, feel comfortable, appearance nice.
- ◎ The spanner, pull stud chuck must purchase alone.



扫描二维码观看产品视频

·强力铣刀柄 (套装)

ASC MILLING CHUCK SET



规格 Model	筒夹名称 Collet name	配备筒夹 Prepared collet	扳手 Wrench
BT30-C32-105/7P(套装)	C32	6 8 10 12 16 20 25	C32
BT40-C32-105/7P(套装)	C32	6 8 10 12 16 20 25	C32
BT50-C32-110/7P(套装)	C32	6 8 10 12 16 20 25	C32
BT50-C42-135/7P(套装)	C42	6 8 10 16 20 25 32	C32

特点:

注:

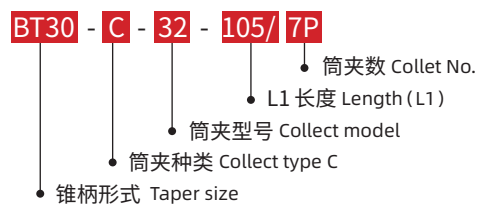
- ◎ 本体锥柄规格: JIS MAS 403 BT
- ◎ 强力铣刀柄内孔分割槽以防止滑动并加大夹持力。
- ◎ 采用精密级滚针, 夹紧力强, 减少掉落。
- ◎ 适合整数规格柄径的刀具夹持, 是专切削加工首选刀柄。
- ◎ 不可无刀具状态下空夹紧, 以免损坏。

注意: 请使用专用扳手, 否则可能导致刀体损坏。

组件内容:

刀柄: 1支 筒夹: 7个
扳手: 1支 木盒: 1个
拉钉: 1个

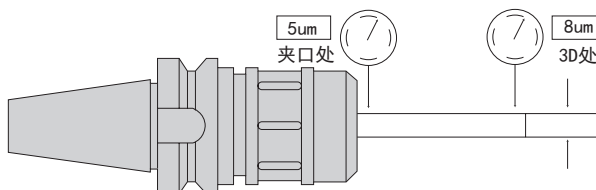
规格说明:



Features:

- ◎ Spindle conicity standard: JIS MAS 403 BT.
- ◎ Designed with inner hole separation trough to prevent slipping and increase the clamping force.
- ◎ Equipped with sophisticated needle for high-speed and high precision cutting
- ◎ Suitable for the diameter of integer specification tool clamping
- ◎ Don't be empty clamping unless damage for tool holder
- ◎ Remarks: Always use the recommended wrench or spanner, unless there might cause damage of cutting tools.
- ◎ Contained:

Tool holder 1pc collet 7pc
Wrench 1pc Wooden case 1pc
Pull stud 1pc



·弹簧夹头的安装及注意事项 COLLET INSTALLING AND REMOVING INSTRUCTION MANUAL

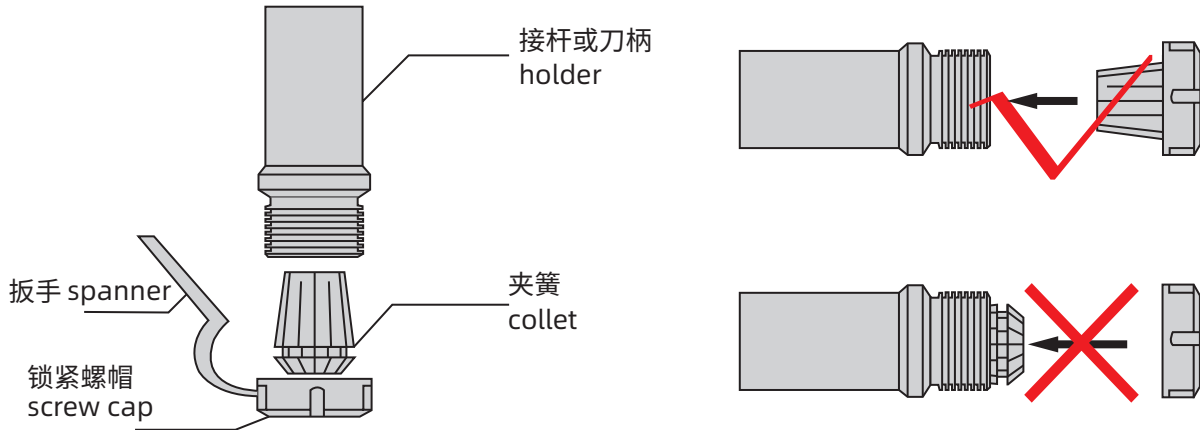
一、弹簧夹头安装

◎在安装弹簧夹头之前，必须先将夹簧装入锁紧螺母之中（如图所示），然后将装上夹簧的锁紧螺帽轻轻拧在接杆或是刀柄上，待装上刀具后即可用挺难手夹紧投入工作。

◎为获得最佳使用性能，在安装弹簧夹头之前，请必须将夹簧、锁紧螺母螺纹部分及定位面、锥面清理干净。

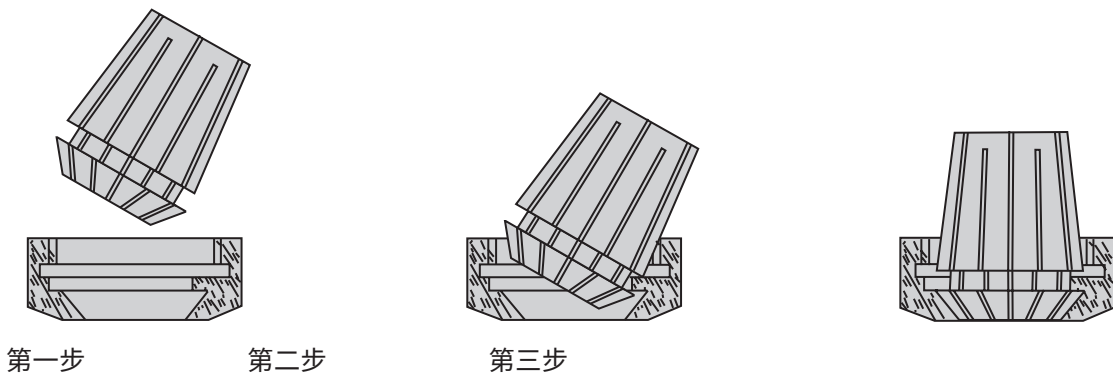
Installation:

- ◎ Firstly should install collet into clamp nut then uses a wrench to lock it on tool holder before working.
- ◎ Clean the collet, clamping nut before using so as to get a good performance.



夹簧在锁紧螺帽的安装过程中，夹簧锁紧螺帽必须倾斜一定角度，然后轻轻的放在锁紧螺帽的锁紧卡横内，如下图所示：

In the process of installation, clamping nut should be tilted some angles with collet. And lock it in card slot.



夹簧与锁紧螺帽的安装步骤

二、注意事项：

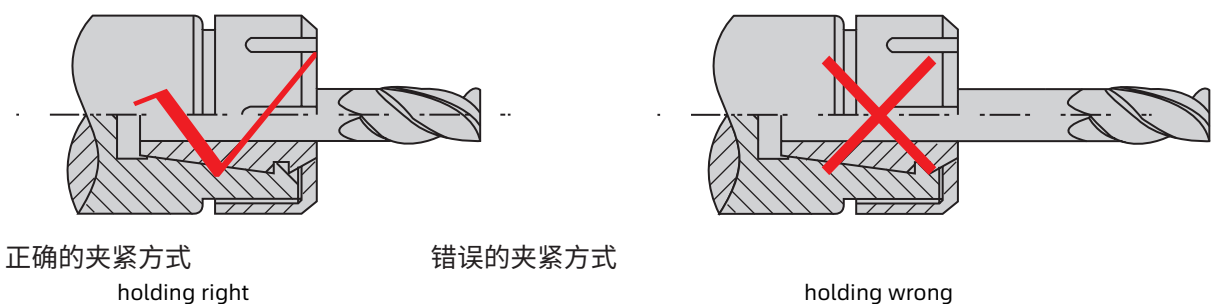
◎用弹簧夹头刀柄夹紧刀具进行切削加工时，一定要注意夹簧必须夹紧刀具，以免刀具在高速旋转中飞出伤人，出现安全事故。

◎弹簧夹头刀柄处于未工作状态时，严禁夹簧在示安装刀具时锁紧螺帽拧紧在刀柄或者接杆上，以防夹簧变形及脆性断裂。

Warning

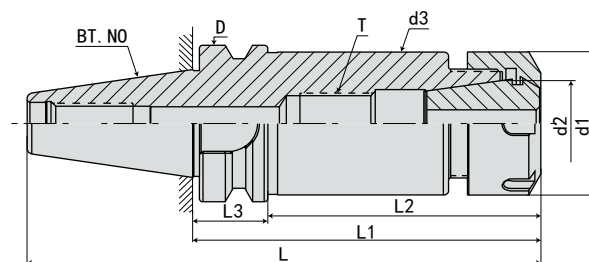
◎ Make sure that the cutter is correctly mounted in the holder before setting the tool in the machine in case of personal injury.

◎ Remove the cutter and collet from chuck. Otherwise, clamping force may be reduced. Even worse, cause the collet brittle fracture.



·BT30-ER 弹性筒夹刀柄

BT30-ER COLLET CHUCK



扫描二维码观看产品视频

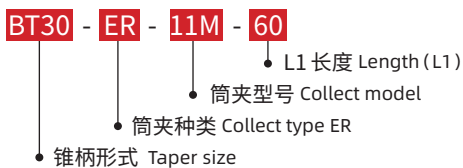
规格 Model	L	L1	L2	L3	D	d1	d2	d3	T	夹持范围 Range	重量 KGS
BT30-ER11M- 60	108.4	60	38	22	46	16	11	16	M6*1.0P	1-7mm	0.53
-ER11M-100	148.4	100	38	22	46	16	11	16	M6*1.0P	1-7mm	0.53
-ER16- 60	108.4	60	38	22	46	28	16	28	M10*1.5P	1-10mm	0.58
-100	148.4	100	78	22	46	28	16	28	M10*1.5P	1-10mm	0.7
-ER20- 60	108.4	60	38	22	46	34	20	34	M12*1.75P	1-13mm	0.63
-100	148.4	100	78	22	46	34	20	34	M12*1.75P	1-13mm	0.8
-150	198.4	150	128	22	46	34	20	34	M12*1.75P	1-13mm	1.5
-ER25- 60	108.4	60	38	22	46	42	25	42	M16*2.0P	1-16mm	0.61
-100	148.4	100	78	22	46	42	25	42	M16*2.0P	1-16mm	1
-150	198.4	150	128	22	46	42	25	42	M16*2.0P	1-16mm	1.5
-ER32- 60	108.4	60	38	22	46	50	32	50	M16*2.0P	2-20mm	0.7
-100	148.4	100	78	22	46	50	32	50	M16*2.0P	2-20mm	1
-150	198.4	150	128	22	46	50	32	50	M16*2.0P	2-20mm	1.55
-ER40- 80	128.4	80	58	22	46	63	40	63	M20*2.0P	2-26mm	1

特点:

注:

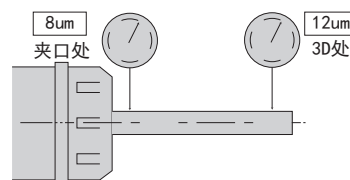
- ◎ 本体锥柄规格: JIS MAS 403 BT
- ◎ 配用 ER 弹性筒夹, 可适用于夹持铣刀、钻头、丝锥
- ◎ 装置时筒夹必需先置入螺母, 再装入刀具, 接着锁固入本体
- ◎ 适用专用扳手, 不可用其它工具, 可能造成刀体损坏
- ◎ 扳手、拉钉、筒夹须另行购买

规格说明:



Features:

- ◎ Spindle conicity standard: JIS MAS 403 BT
- ◎ ER collet chuck set with ER collet with flexibility used for gripping cutting tool, drill bit, draw bolt and so on.
- ◎ When using, nut should be clamped tensed firstly with cutting tools then locked into the main body.
- ◎ Always use the recommended wrench or spanner, unless, there might cause damage of cutting tools.
- ◎ The spanner、pull stud chuck must purchase alone.

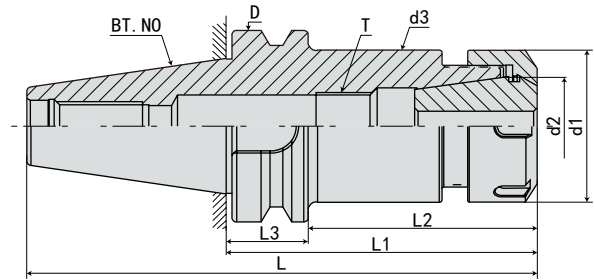


·BT40-ER 弹性筒夹刀柄

BT40-ER COLLET CHUCK



扫描二维码观看产品视频

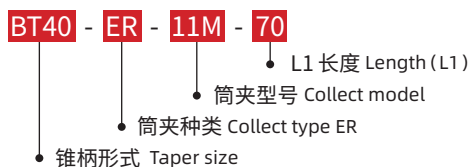


规格 Model	L	L1	L2	L3	D	d1	d2	d3	T	夹持范围 Range	重量 KGS
BT40-ER11M- 70	135.4	70	43	27	63	16	11	16	M6*1.0P	1-7mm	1.15
-ER11M-100	165.4	100	73	27	63	16	11	16	M6*1.0P	1-7mm	1.2
-150	215.4	150	123	27	63	16	11	16	M6*1.0P	1-7mm	1.5
-ER16- 70	135.4	70	43	27	63	28	16	28	M10*1.5P	1-10mm	1.3
-100	165.4	100	73	27	63	28	16	28	M10*1.5P	1-10mm	1.3
-150	215.4	150	123	27	63	28	16	28	M10*1.5P	1-10mm	1.6
-200	265.4	200	173	27	63	28	16	28	M10*1.5P	1-10mm	1.7
-250	315.4	250	223	27	63	28	16	28	M10*1.5P	1-10mm	2
-300	365.4	300	273	27	63	28	16	28	M10*1.5P	1-10mm	2.3
-ER20- 70	135.4	70	43	27	63	34	20	34	M12*1.75P	1-13mm	1.2
-100	165.4	100	73	27	63	34	20	34	M12*1.75P	1-13mm	1.4
-150	215.4	150	123	27	63	34	20	34	M12*1.75P	1-13mm	1.7
-200	265.4	200	173	27	63	34	20	34	M12*1.75P	1-13mm	2
-250	315.4	250	223	27	63	34	20	34	M12*1.75P	1-13mm	2.1
-300	365.4	300	273	27	63	34	20	34	M12*1.75P	1-13mm	2.4
-ER25- 70	135.4	70	43	27	63	42	25	42	M16*2.0P	1-16mm	1.3
-100	165.4	100	73	27	63	42	25	42	M16*2.0P	1-16mm	1.6
-150	215.4	150	123	27	63	42	25	42	M16*2.0P	1-16mm	2.05
-200	265.4	200	173	27	63	42	25	42	M16*2.0P	1-16mm	2.5
-250	315.4	250	223	27	63	42	25	42	M16*2.0P	1-16mm	3.05
-300	365.4	300	273	27	63	42	25	42	M16*2.0P	1-16mm	3.55
-ER32- 70	135.4	70	43	27	63	50	32	50	M16*2.0P	2-20mm	1.4
-100	165.4	100	73	27	63	50	32	50	M16*2.0P	2-20mm	1.7
-150	215.4	150	123	27	63	50	32	50	M16*2.0P	2-20mm	2.4
-200	265.4	200	173	27	63	50	32	50	M16*2.0P	2-20mm	3.15
-250	315.4	250	223	27	63	50	32	50	M16*2.0P	2-20mm	4
-300	365.4	300	273	27	63	50	32	50	M16*2.0P	2-20mm	4.4
-ER40- 80	145.4	80	53	27	63	63	40	63	M20*2.0P	2-26mm	1.5
-100	165.4	100	73	27	63	63	40	63	M20*2.0P	2-26mm	2.1
-150	215.4	150	123	27	63	63	40	63	M20*2.0P	2-26mm	3.2
-200	265.4	200	173	27	63	63	40	63	M20*2.0P	2-26mm	3.3
-250	315.4	250	223	27	63	63	40	63	M20*2.0P	2-26mm	4.2
-300	365.4	300	273	27	63	63	40	63	M20*2.0P	2-26mm	4.5
-ER50- 100	165.4	100	43	27	63	78	50	78	M24*2.0P	6-34mm	1.15

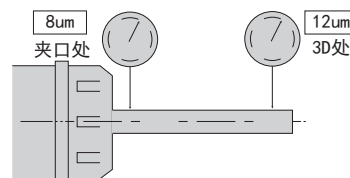
特点:

注:

- ◎ 本体锥柄规格: JIS MAS 403 BT
- ◎ 配有 ER 弹性筒夹, 可适用于夹持铣刀、钻头、丝锥
- ◎ 装置时筒夹必需先置入螺母, 再装入刀具, 接着锁固入本体
- ◎ 适用专用扳手, 不可用其它工具, 可能造成刀体损坏
- ◎ 扳手、拉钉、筒夹须另行购买

规格说明:

Features:

- ◎ Spindle conicity standard: JIS MAS 403 BT
- ◎ ER collet chuck set with ER collet with flexibility used for gripping cutting tool, drill bit, draw bolt and so on.
- ◎ When using, nut should be clamped tensed firstly with cutting tools then locked into the main body.
- ◎ Always use the recommended wrench or spanner, unless, there might cause damage of cutting tools.
- ◎ The spanner, pull stud chuck must purchase alone.



·BT50-ER 弹性筒夹刀柄

BT50-ER COLLET CHUCK



扫描二维码观看产品视频

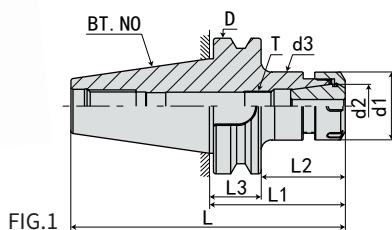


FIG.1

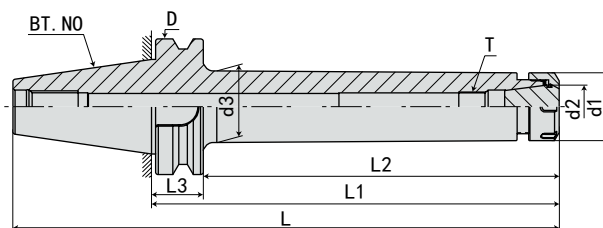


FIG.2

规格 Model	L	L1	L2	L3	D	d1	d2	d3	FIG	夹持范围 Range	重量 KGS
BT50-ER16- 80	171.8	80	42	38	100	28	16	28	1	1-10mm	3.7
-100	201.8	100	62	38	100	28	16	28	1	1-10mm	3.9
-150	251.8	150	112	38	100	28	16	28	1	1-10mm	4.2
-200	301.8	200	162	38	100	28	16	28	1	1-10mm	4.3
-250	351.8	250	212	38	100	28	16	31	2	1-10mm	4.7
-300	401.8	300	262	38	100	28	16	33	2	1-10mm	5.5
-350	451.8	350	312	38	100	28	16	35	2	1-10mm	6.3
-ER20- 80	181.8	80	42	38	100	34	20	34	1	1-13mm	3.8
-100	201.8	100	62	38	100	34	20	34	1	1-13mm	4
-150	251.8	150	112	38	100	34	20	34	1	1-13mm	4.3
-200	301.8	200	162	38	100	34	20	34	1	1-13mm	4.6
-250	351.8	250	212	38	100	34	20	37	2	1-13mm	5
-300	401.8	300	262	38	100	34	20	39	2	1-13mm	5.45
-350	451.8	350	312	38	100	34	20	41	2	1-13mm	5.1
-400	501.8	400	362	38	100	34	20	43	2	1-13mm	6.4
-ER25- 80	181.8	80	42	38	100	42	25	42	1	1-16mm	4
-100	201.8	100	62	38	100	42	25	42	1	1-16mm	4.1
-150	251.8	150	112	38	100	42	25	42	1	1-16mm	4.6
-200	301.8	200	162	38	100	42	25	42	1	1-16mm	5.1
-250	351.8	250	212	38	100	42	25	45	2	1-16mm	5.8
-300	401.8	300	262	38	100	42	25	47	2	1-16mm	6.2
-350	451.8	350	312	38	100	42	25	49	2	1-16mm	7
-400	501.8	400	362	38	100	42	25	51	2	1-16mm	7.8

特点:

注:

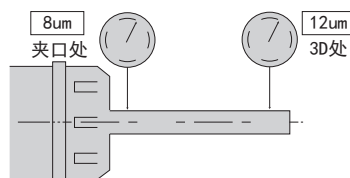
- ◎ 本体锥柄规格: JIS MAS 403 BT
- ◎ 配有 ER 弹性筒夹, 可适用于夹持铣刀、钻头、丝锥
- ◎ 装置时筒夹必需先置入螺母, 再装入刀具, 接着锁固入本体
- ◎ 适用专用扳手, 不可用其它工具, 可能造成刀体损坏
- ◎ 扳手、拉钉、筒夹须另行购买

规格说明:



Features:

- ◎ Spindle conicity standard: JIS MAS 403 BT
- ◎ ER collet chuck set with ER collet with flexibility used for gripping cutting tool, drill bit, draw bolt and so on.
- ◎ When using, nut should be clamped tensed firstly with cutting tools then locked into the main body.
- ◎ Always use the recommended wrench or spanner, unless, there might cause damage of cutting tools.
- ◎ The spanner, pull stud chuck must purchase alone.



·BT50-ER 弹性筒夹刀柄

BT50-ER COLLET CHUCK



扫描二维码观看产品视频

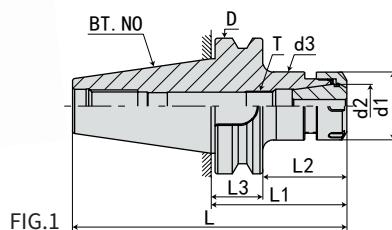


FIG.1

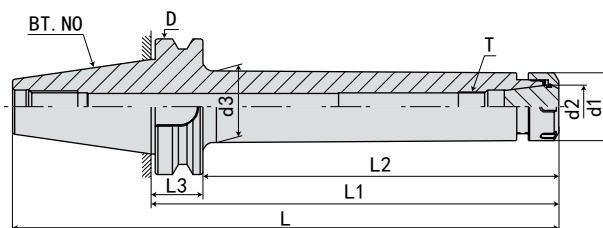


FIG.2

规格 Model	L	L1	L2	L3	D	d1	d2	d3	FIG	夹持范围 Range	重量 KGS
BT50-ER32- 80	181.8	80	42	38	100	50	32	50	1	2-20mm	3.9
-100	201.8	100	62	38	100	50	32	50	1	2-20mm	4.2
-150	251.8	150	112	38	100	50	32	50	1	2-20mm	4.9
-200	301.8	200	162	38	100	50	32	50	1	2-20mm	5.7
-250	351.8	250	212	38	100	50	32	50	1	2-20mm	6.5
-300	401.8	300	262	38	100	50	32	53	2	2-20mm	7.2
-350	451.8	350	312	38	100	50	32	54	2	2-20mm	8
-400	501.8	400	362	38	100	50	32	56	2	2-20mm	8.9
-450	551.8	450	412	38	100	50	32	58	2	2-20mm	11.5
-500	601.8	500	462	38	100	50	32	60	2	2-20mm	12.5
-550	651.8	550	512	38	100	50	32	65	2	2-20mm	15
-600	701.8	600	562	38	100	50	32	68	2	2-20mm	16
-ER40- 80	186.8	80	42	38	100	63	40	63	1	2-26mm	4.7
-100	201.8	100	62	38	100	63	40	63	1	2-26mm	5.2
-150	251.8	150	112	38	100	63	40	63	1	2-26mm	6.5
-200	301.8	200	162	38	100	63	40	63	1	2-26mm	7.5
-250	351.8	250	212	38	100	63	40	63	1	2-26mm	8.6
-300	401.8	300	262	38	100	63	40	66	2	2-26mm	9.8
-350	451.8	350	312	38	100	63	40	67	2	2-26mm	11.5
-400	501.8	400	362	38	100	63	40	70	2	2-26mm	13.5
-450	551.8	450	412	38	100	63	40	72	2	2-26mm	14
-500	601.8	500	462	38	100	63	40	73	2	2-26mm	16.5
-550	651.8	550	512	38	100	63	40	75	2	2-26mm	18.5
-600	701.8	600	562	38	100	63	40	78	2	2-26mm	21
-ER50-100	201.8	100	62	38	100	78	50	78	1	6-34mm	3.9
-150	251.8	150	112	38	100	78	50	78	1	6-34mm	6.2
-200	301.8	200	162	38	100	78	50	78	1	6-34mm	7.8

特点:

注:

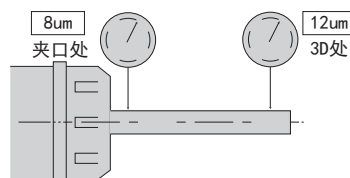
- ◎ 本体锥柄规格: JIS MAS 403 BT
- ◎ 配用 ER 弹性筒夹, 可适用于夹持铣刀、钻头、丝锥
- ◎ 装置时筒夹必需先置入螺母, 再装入刀具, 接着锁固入本体
- ◎ 适用专用扳手, 不可用其它工具, 可能造成刀体损坏
- ◎ 扳手、拉钉、筒夹须另行购买

规格说明:
BT50 - ER - 32 - 80

- L1 长度 Length (L1)
- 筒夹型号 Collect model
- 筒夹种类 Collect type ER
- 锥柄形式 Taper size

Features:

- ◎ Spindle conicity standard: JIS MAS 403 BT
- ◎ ER collet chuck set with ER collet with flexibility used for gripping cutting tool, drill bit, draw bolt and so on.
- ◎ When using, nut should be clamped tensed firstly with cutting tools then locked into the main body.
- ◎ Always use the recommended wrench or spanner, unless, there might cause damage of cutting tools.
- ◎ The spanner、pull stud chuck must purchase alone.

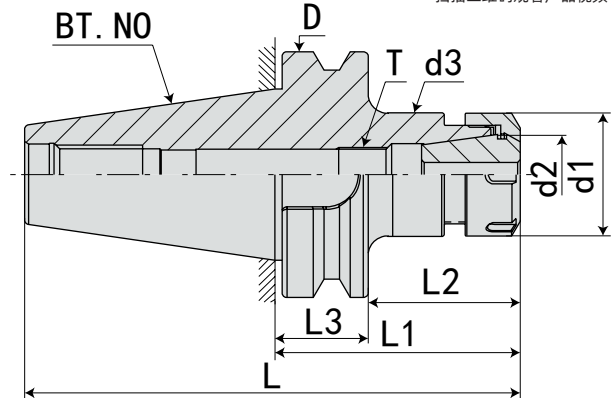


·BT60-ER 弹性筒夹刀柄

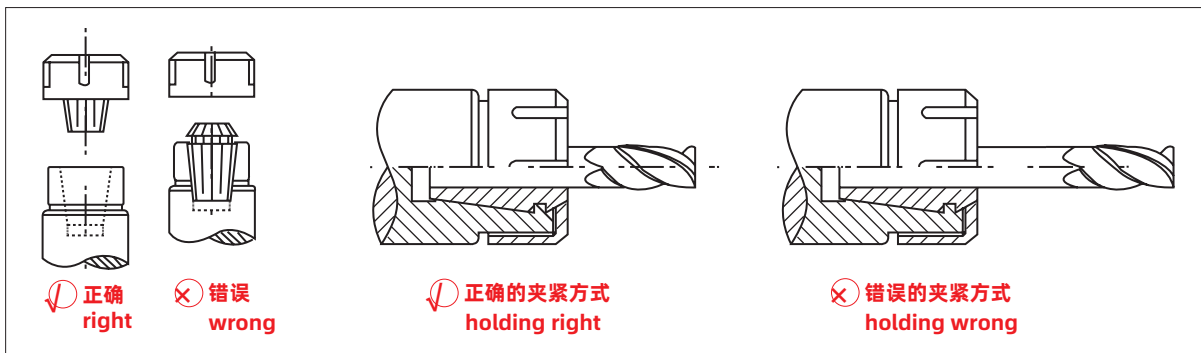
BT60-ER COLLET CHUCK



扫描二维码观看产品视频



规格 / 型号 Model	L	L1	L2	L3	D	d1	d2	d3	夹持范围 Range
BT60-ER32-100	261.8	100	52	48	155	50	32	50	2-20mm
-150	311.8	150	102	48	155	50	32	50	2-20mm
-ER40-100	261.8	100	52	48	155	63	40	63	2-26mm
-150	311.8	150	102	48	155	63	40	63	2-26mm
-ER50-100	261.8	100	52	48	155	78	50	78	6-34mm
-150	311.8	150	102	48	155	78	50	78	6-34mm



特点:

注:

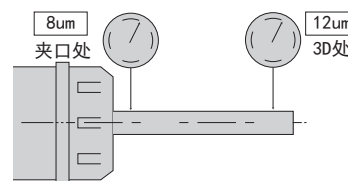
- ◎ 本体锥柄规格: JIS MAS 403 BT
- ◎ 配有 ER 弹性筒夹, 可适用于夹持铣刀、钻头、丝锥
- ◎ 装置时筒夹必需先置入螺母, 再装入刀具, 接着锁固入本体
- ◎ 适用专用扳手, 不可用其它工具, 可能造成刀体损坏
- ◎ 扳手、拉钉、筒夹须另行购买

BT60 - ER - 32 - 100

- L1 长度 Length (L1)
- 筒夹型号 Collect model
- 筒夹种类 Collect type ER
- 锥柄形式 Taper size

Features:

- ◎ Spindle conicity standard: JIS MAS 403 BT
- ◎ ER collet chuck set with ER collet with flexibility used for gripping cutting tool, drill bit, draw bolt and so on.
- ◎ When using, nut should be clamped tensed firstly with cutting tools then locked into the main body.
- ◎ Always use the recommended wrench or spanner, unless, there might cause damage of cutting tools.
- ◎ The spanner, pull stud chuck must purchase alone.

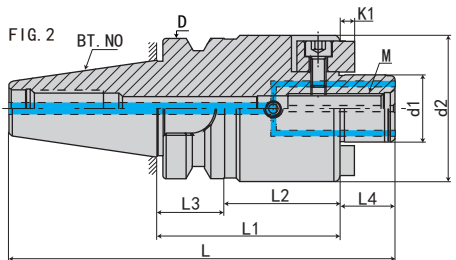
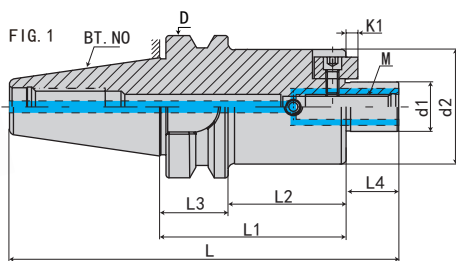


·BT30-FMB 平面铣刀柄

BT30-FMB FACE MILL ARBOR



扫描二维码观看产品视频



规格 Model	L	L1	L2	L3	L4	D	d1	d2	K1	K2	M	FIG	重量 KGS
BT30-FMB16-60	125.4	60	33	27	17	46	16	38	3.2	8	M8*1.25P	1	0.5
-FMB22-45	111.4	45	18	27	18	46	22	48	4.8	10	M10*1.5P	2	0.75
-60	126.4	60	33	27	18	46	22	48	4.8	10	M10*1.5P	2	1.5
-FMB27-45	113.4	45	18	27	20	46	27	58	5.8	12	M12*1.75P	2	1.45
-60	128.4	60	33	27	20	46	27	58	5.8	12	M12*1.75P	2	1.45
-FMB32-45	115.4	45	18	27	22	46	32	63	6.8	14	M16*2.0P	2	1.5
-60	130.4	60	33	27	22	46	32	63	6.8	14	M16*2.0P	2	1.6
-FMB40-60	133.4	60	33	27	25	46	40	63	6.8	14	M16*2.0P	2	1.8

特点:

注:

- ◎ 本体锥柄规格: JIS MAS 403 BT
- ◎ 中心通孔有利于出水及抗震性强
- ◎ 平面铣刀配合部位 (d) 轴系公差 h6
- ◎ 适用于平面铣削加工
- ◎ 可定制非常规长度
- ◎ 拉钉须另行购买

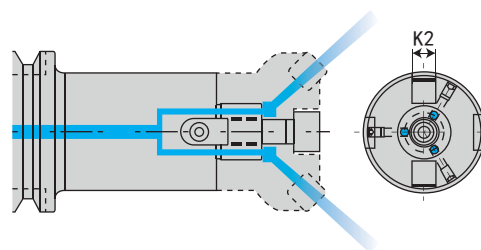
规格说明:

BT30 - FMB - 16 - 60
 ● L1 长度 Length (L1)
 ● 接口直径 Bore diameter of cutter
 ● 功能代号 Face mill holder type B
 ● 锥柄形式 Taper size

Features:

- ◎ Spindle conicity standard: JIS MAS 403 BT
- ◎ With water through design that reduces vibration and steady for cutting.
- ◎ Connecting part(d) designed for metric size.
- ◎ Tool holders with BT shank for face mill chuck, Face mill holders equipped with screws and drive keys to assemble the mill cutter to holder.
- ◎ Can be made upon requested dimensions.
- ◎ The pull stud must purchase alone.

通过内冷, 冷却液·空气直达刀尖

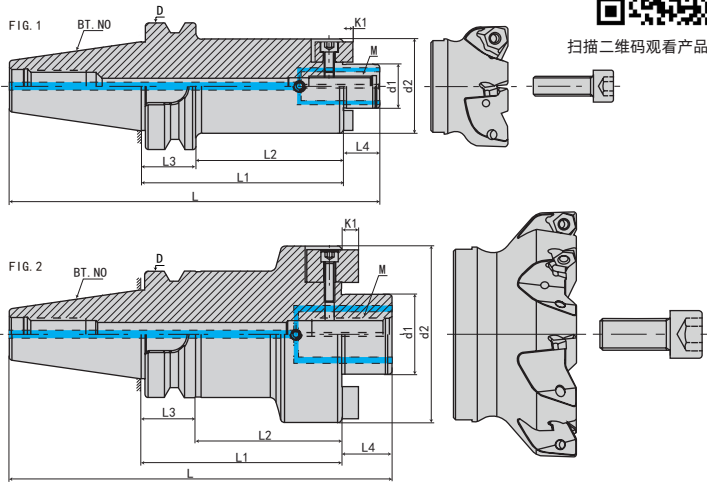


·BT40-FMB 平面铣刀柄

BT40-FMB FACE MILL ARBOR



扫描二维码观看产品视频



规格 Model	L	L1	L2	L3	L4	D	d1	d2	K1	K2	M	FIG	重量 KGS
BT40-FMB16- 60	142.4	60	33	27	17	63	16	38	3.2	8	M8*1.25P	1	1.3
-100	182.4	100	73	27	17	63	16	38	3.2	8	M8*1.25P	1	1.4
-FMB22- 60	143.4	60	33	27	18	63	22	48	4.8	10	M10*1.5P	1	1.5
-100	183.4	100	73	27	18	63	22	48	4.8	10	M10*1.5P	1	2.05
-150	233.4	150	123	27	18	63	22	48	4.8	10	M10*1.5P	1	2.75
-200	283.4	200	173	27	18	63	22	48	4.8	10	M10*1.5P	1	3.6
-250	333.4	250	223	27	18	63	22	48	4.8	10	M10*1.5P	1	4.25
-300	383.4	300	273	27	18	63	22	48	4.8	10	M10*1.5P	1	4.9
-350	433.4	350	323	27	18	63	22	48	4.8	10	M10*1.5P	1	5.65
-400	483.4	400	373	27	18	63	22	48	4.8	10	M10*1.5P	1	6.4
-450	533.4	450	423	27	18	63	22	48	4.8	10	M10*1.5P	1	7.15
-500	583.4	500	473	27	18	63	22	48	4.8	10	M10*1.5P	1	7.9
-FMB27- 60	145.4	60	33	27	20	63	27	58	5.8	12	M12*1.75P	1	2.35
-100	185.4	100	73	27	20	63	27	58	5.8	12	M12*1.75P	1	3.1
-150	235.4	150	123	27	20	63	27	58	5.8	12	M12*1.75P	1	3.9
-200	285.4	200	173	27	20	63	27	58	5.8	12	M12*1.75P	1	4.8
-250	335.4	250	223	27	20	63	27	58	5.8	12	M12*1.75P	1	5.7
-300	385.4	300	273	27	20	63	27	58	5.8	12	M12*1.75P	1	6.6
-FMB32- 60	147.4	60	33	27	22	63	32	63	6.8	14	M16*2.0P	2	1.9
-100	187.4	100	73	27	22	63	32	63	6.8	14	M16*2.0P	2	2.8
-150	237.4	150	123	27	22	63	32	63	6.8	14	M16*2.0P	2	3.6
-200	287.4	200	173	27	22	63	32	63	6.8	14	M16*2.0P	2	4.2
-FMB40- 60	150.4	60	33	27	25	63	40	74	8.3	16	M16*2.0P	2	2.8
-100	190.4	100	73	27	25	63	40	74	8.3	16	M16*2.0P	2	3.6
-150	240.4	150	123	27	25	63	40	74	8.3	16	M16*2.0P	2	4.9
-200	290.4	200	173	27	25	63	40	74	8.3	16	M16*2.0P	2	6.2

特点:

注:

- ◎ 本体锥柄规格: JIS MAS 403 BT
- ◎ 中心通孔有利于出水及抗震性强
- ◎ 平面铣刀配合部位 (d) 轴系公差 h6
- ◎ 适用于平面铣削加工
- ◎ 可定制非常规长度
- ◎ 拉钉须另行购买

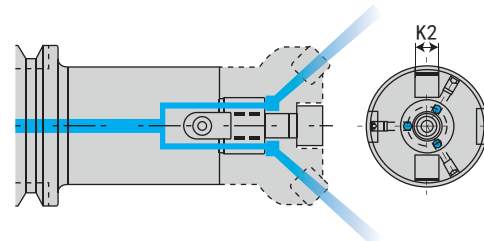
规格说明:



Features:

- ◎ Spindle conicity standard: JIS MAS 403 BT
- ◎ With water through design that reduces vibration and steady for cutting.
- ◎ Connecting part(d) designed for metric size.
- ◎ Tool holders with BT shank for face mill chuck, Face mill holders equipped with screws and drive keys to assemble the mill cutter to holder.
- ◎ Can be made upon requested dimensions.
- ◎ The pull stud must purchase alone.

通过内冷, 冷却液·空气直达刀尖

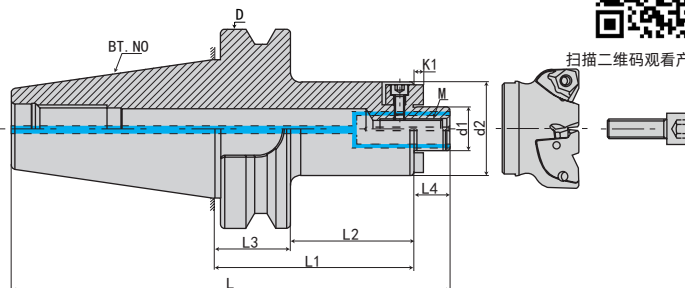


·BT50-FMB 平面铣刀柄

BT50-FMB FACE MILL ARBOR



扫描二维码观看产品视频



规格 Model	L	L1	L2	L3	L4	D	d1	d2	K1	K2	M	FIG	重量 KGS
BT50-FMB16- 60	178.8	60	22	38	17	100	16	38	3.2	8	M8*1.25P	1	4.0
-100	218.8	100	62	38	17	100	16	38	3.2	8	M8*1.25P	1	4.2
-150	268.8	150	112	38	17	100	16	38	3.2	8	M8*1.25P	1	4.5
-200	318.8	200	162	38	17	100	16	38	3.2	8	M8*1.25P	1	4.8
-FMB22- 60-D48	179.8	60	22	38	18	100	22	48	4.8	10	M10*1.5P	1	4.6
-100-D48	219.8	100	62	38	18	100	22	48	4.8	10	M10*1.5P	1	4.55
-150-D48	269.8	150	112	38	18	100	22	48	4.8	10	M10*1.5P	1	5.25
-200-D48	319.8	200	162	38	18	100	22	48	4.8	10	M10*1.5P	1	6
-250-D48	369.8	250	212	38	18	100	22	48	4.8	10	M10*1.5P	1	7
-300-D48	419.8	300	262	38	18	100	22	48	4.8	10	M10*1.5P	1	7.7
-350-D48	469.8	350	312	38	18	100	22	48	4.8	10	M10*1.5P	1	8.4
-400-D48	519.8	400	362	38	18	100	22	48	4.8	10	M10*1.5P	1	9.2
-450-D48	569.8	450	412	38	18	100	22	48	4.8	10	M10*1.5P	1	10
-500-D48	619.8	500	462	38	18	100	22	48	4.8	10	M10*1.5P	1	11.2
-FMB22- 45-D60	164.8	45	7	38	18	100	22	60	4.8	10	M10*1.5P	1	4.0
- 60-D60	179.8	60	22	38	18	100	22	60	4.8	10	M10*1.5P	1	4.8
-100-D60	219.8	100	62	38	18	100	22	60	4.8	10	M10*1.5P	1	5.9
-150-D60	269.8	150	112	38	18	100	22	60	4.8	10	M10*1.5P	1	5.9
-200-D60	319.8	200	162	38	18	100	22	60	4.8	10	M10*1.5P	1	7.05
-250-D60	369.8	250	212	38	18	100	22	60	4.8	10	M10*1.5P	1	8.4
-300-D60	419.8	300	262	38	18	100	22	60	4.8	10	M10*1.5P	1	9.45
-350-D62	469.8	350	312	38	18	100	22	62-58	4.8	10	M10*1.5P	1	10.5
-400-D62	519.8	400	362	38	18	100	22	62-58	4.8	10	M10*1.5P	1	12
-450-D62	569.8	450	412	38	18	100	22	62-58	4.8	10	M10*1.5P	1	13.25
-500-D62	619.8	500	462	38	18	100	22	62-58	4.8	10	M10*1.5P	1	15.6
-550-D62	669.8	550	512	38	18	100	22	62-58	4.8	10	M10*1.5P	1	16.95
-600-D62	719.8	600	562	38	18	100	22	62-58	4.8	10	M10*1.5P	1	18
-650-D62	769.8	650	612	38	18	100	22	62-58	4.8	10	M10*1.5P	1	22
-700-D62	819.8	700	662	38	18	100	22	62-58	4.8	10	M10*1.5P	1	25

特点:

注:

- ◎ 本体锥柄规格: JIS MAS 403 BT
- ◎ 中心通孔有利于出水及抗震性强
- ◎ 平面铣刀配合部位 (d) 轴系公差 h6
- ◎ 适用于平面铣削加工
- ◎ 可定制非常规长度
- ◎ 拉钉须另行购买

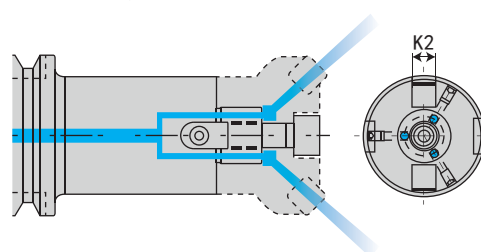
规格说明:
BT50 - FMB - 16 - 60

- L1 长度 Length (L1)
- 接口直径 Bore diameter of cutter
- 功能代号 Face mill holder type B
- 锥柄形式 Taper size

Features:

- ◎ Spindle conicity standard: JIS MAS 403 BT
- ◎ With water through design that reduces vibration and steady for cutting.
- ◎ Connecting part(d) designed for metric size.
- ◎ Tool holders with BT shank for face mill chuck, Face mill holders equipped with screws and drive keys to assemble the mill cutter to holder.
- ◎ Can be made upon requested dimensions.
- ◎ The pull stud must purchase alone.

通过内冷, 冷却液·空气直达刀尖

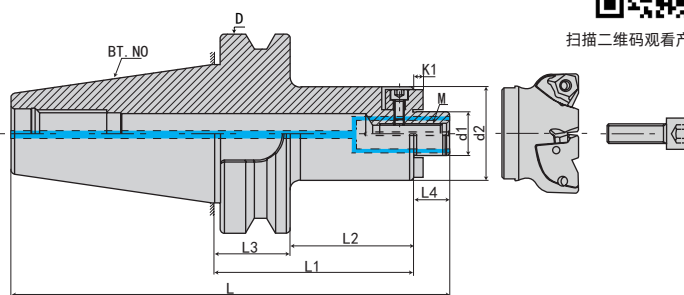


·BT50-FMB 平面铣刀柄

BT50-FMB FACE MILL ARBOR



扫描二维码观看产品视频



规格 Model	L	L1	L2	L3	L4	D	d1	d2	K1	K2	M	重量 KGS
BT50-FMB27- 45	166.8	45	7	38	20	100	27	60	5.8	12	M12*1.75P	4.0
- 60	181.8	60	22	38	20	100	27	60	5.8	12	M12*1.75P	4.5
-100	221.8	100	62	38	20	100	27	60	5.8	12	M12*1.75P	4.8
-150	271.8	150	112	38	20	100	27	60	5.8	12	M12*1.75P	6.05
-200	321.8	200	162	38	20	100	27	60	5.8	12	M12*1.75P	6.9
-250	371.8	250	212	38	20	100	27	60	5.8	12	M12*1.75P	8.4
-300	421.8	300	262	38	20	100	27	60	5.8	12	M12*1.75P	9.5
-350	471.8	350	312	38	20	100	27	62	5.8	12	M12*1.75P	10.5
-400	521.8	400	362	38	20	100	27	62	5.8	12	M12*1.75P	12
-450	571.8	450	412	38	20	100	27	62	5.8	12	M12*1.75P	13.5
-500	621.8	500	462	38	20	100	27	62	5.8	12	M12*1.75P	15
-550	671.8	550	512	38	20	100	27	62	5.8	12	M12*1.75P	16.5
-600	721.8	600	562	38	20	100	27	62	5.8	12	M12*1.75P	18
-FMB32- 60	183.8	60	22	38	22	100	32	70	6.8	14	M16*2.0P	4.65
-100	223.8	100	62	38	22	100	32	70	6.8	14	M16*2.0P	5.6
-150	273.8	150	112	38	22	100	32	70	6.8	14	M16*2.0P	7.85
-200	323.8	200	162	38	22	100	32	70	6.8	14	M16*2.0P	9.75
-250	373.8	250	212	38	22	100	32	70	6.8	14	M16*2.0P	12
-300	423.8	300	262	38	22	100	32	70	6.8	14	M16*2.0P	15
-350	473.8	350	312	38	22	100	32	70	6.8	14	M16*2.0P	16.5
-400	523.8	400	362	38	22	100	32	70	6.8	14	M16*2.0P	18
-450	573.8	450	412	38	22	100	32	70	6.8	14	M16*2.0P	18.5
-500	623.8	500	462	38	22	100	32	70	6.8	14	M16*2.0P	20
-FMB40- 60	186.8	60	22	38	25	100	40	80	8.3	16	M16*2.0P	5.5
-100	226.8	100	62	38	25	100	40	80	8.3	16	M16*2.0P	6.7
-150	276.8	150	112	38	25	100	40	80	8.3	16	M16*2.0P	7.5
-200	326.8	200	162	38	25	100	40	80	8.3	16	M16*2.0P	10.75
-250	376.8	250	212	38	25	100	40	80	8.3	16	M16*2.0P	12.75
-300	426.8	300	262	38	25	100	40	80	8.3	16	M16*2.0P	14.75
-350	476.8	350	312	38	25	100	40	80	8.3	16	M16*2.0P	16.75
-400	526.8	400	362	38	25	100	40	80	8.3	16	M16*2.0P	18.75
-450	576.8	450	412	38	25	100	40	80	8.3	16	M16*2.0P	20.8
-500	626.8	500	462	38	25	100	40	80	8.3	16	M16*2.0P	22.8

特点:

注:

- ◎ 本体锥柄规格: JIS MAS 403 BT
- ◎ 中心通孔有利于出水及抗震性强
- ◎ 平面铣刀配合部位 (d) 轴系公差 h6
- ◎ 适用于平面铣削加工
- ◎ 可定制非常规长度
- ◎ 拉钉须另行购买

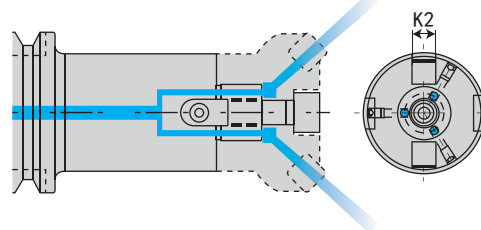
规格说明:



Features:

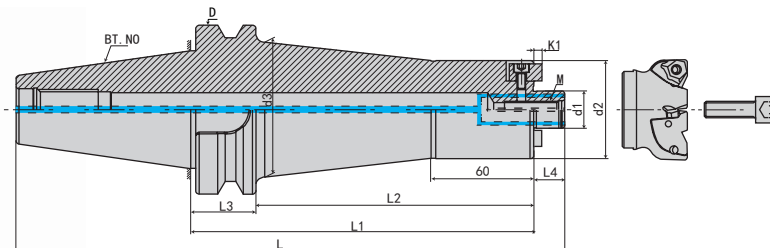
- ◎ Spindle conicity standard: JIS MAS 403 BT
- ◎ With water through design that reduces vibration and steady for cutting.
- ◎ Connecting part(d) designed for metric size.
- ◎ Tool holders with BT shank for face mill chuck, Face mill holders equipped with screws and drive keys to assemble the mill cutter to holder.
- ◎ Can be made upon requested dimensions.
- ◎ The pull stud must purchase alone.

通过内冷, 冷却液·空气直达刀尖



·BT-FMB 平面铣刀柄（加长斜度柄）

BT-FMB FACE MILL ARBOR (EXTENSION TYPE)



扫描二维码观看产品视频

规格 Model	L	L1	L2	L3	L4	D	d1	d2	d3	K1	定位键宽 K	M	重量 KGS
BT40-FMB22-200BG	283.4	200	173	27	18	63	22	48	60	4.8	10	M10*1.5P	
-250BG	333.4	250	223	27	18	63	22	48	60	4.8	10	M10*1.5P	
-300BG	383.4	300	273	27	18	63	22	48	60	4.8	10	M10*1.5P	
-350BG	433.4	350	323	27	18	63	22	48	60	4.8	10	M10*1.5P	
-400BG	483.4	400	373	27	18	63	22	48	60	4.8	10	M10*1.5P	
-450BG	533.4	450	423	27	18	63	22	48	60	4.8	10	M10*1.5P	
-500BG	583.4	500	473	27	18	63	22	48	60	4.8	10	M10*1.5P	
BT50-FMB22-200BG	319.8	200	162	38	18	100	22	58	80	4.8	10	M10*1.5P	8.5
-250BG	369.8	250	212	38	18	100	22	58	80	4.8	10	M10*1.5P	10
-300BG	419.8	300	262	38	18	100	22	58	80	4.8	10	M10*1.5P	11
-350BG	469.8	350	312	38	18	100	22	58	80	4.8	10	M10*1.5P	
-400BG	519.8	400	362	38	18	100	22	58	80	4.8	10	M10*1.5P	14.5
-450BG	569.8	450	412	38	18	100	22	58	80	4.8	10	M10*1.5P	17
-500BG	619.8	500	462	38	18	100	22	58	80	4.8	10	M10*1.5P	17.4
-550BG	669.8	550	512	38	18	100	22	58	80	4.8	10	M10*1.5P	19
-600BG	719.8	600	562	38	18	100	22	58	80	4.8	10	M10*1.5P	20.5
-650BG	769.8	650	612	38	18	100	22	58	80	4.8	10	M10*1.5P	
-700BG	819.8	700	662	38	18	100	22	58	80	4.8	10	M10*1.5P	
BT50-FMB27-200BG	321.8	200	162	38	20	100	27	60	80	5.8	12	M12*1.75P	
-250BG	371.8	250	212	38	20	100	27	60	80	5.8	12	M12*1.75P	
-300BG	421.8	300	262	38	20	100	27	60	80	5.8	12	M12*1.75P	
-350BG	471.8	350	312	38	20	100	27	60	80	5.8	12	M12*1.75P	
-400BG	521.8	400	362	38	20	100	27	60	80	5.8	12	M12*1.75P	
-450BG	571.8	450	412	38	20	100	27	60	80	5.8	12	M12*1.75P	
-500BG	621.8	500	462	38	20	100	27	60	80	5.8	12	M12*1.75P	

特点:

注:

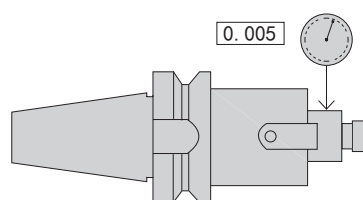
- ◎ 本体锥柄规格: JIS MAS 403 BT
- ◎ 中心通孔有利于出水及抗震性强
- ◎ 平面铣刀配合部位 (d) 轴系公差 h6
- ◎ 适用于平面铣削加工
- ◎ 可定制非常规长度
- ◎ 拉钉须另行购买

规格说明:

BT40 - FMB - 22 - 200BG
 ● 锥柄形式 Taper size
 ● 功能代号 Face mill holder type B
 ● 接口直径 Bore diameter of cutter
 ● L1 长度 Length (L1)

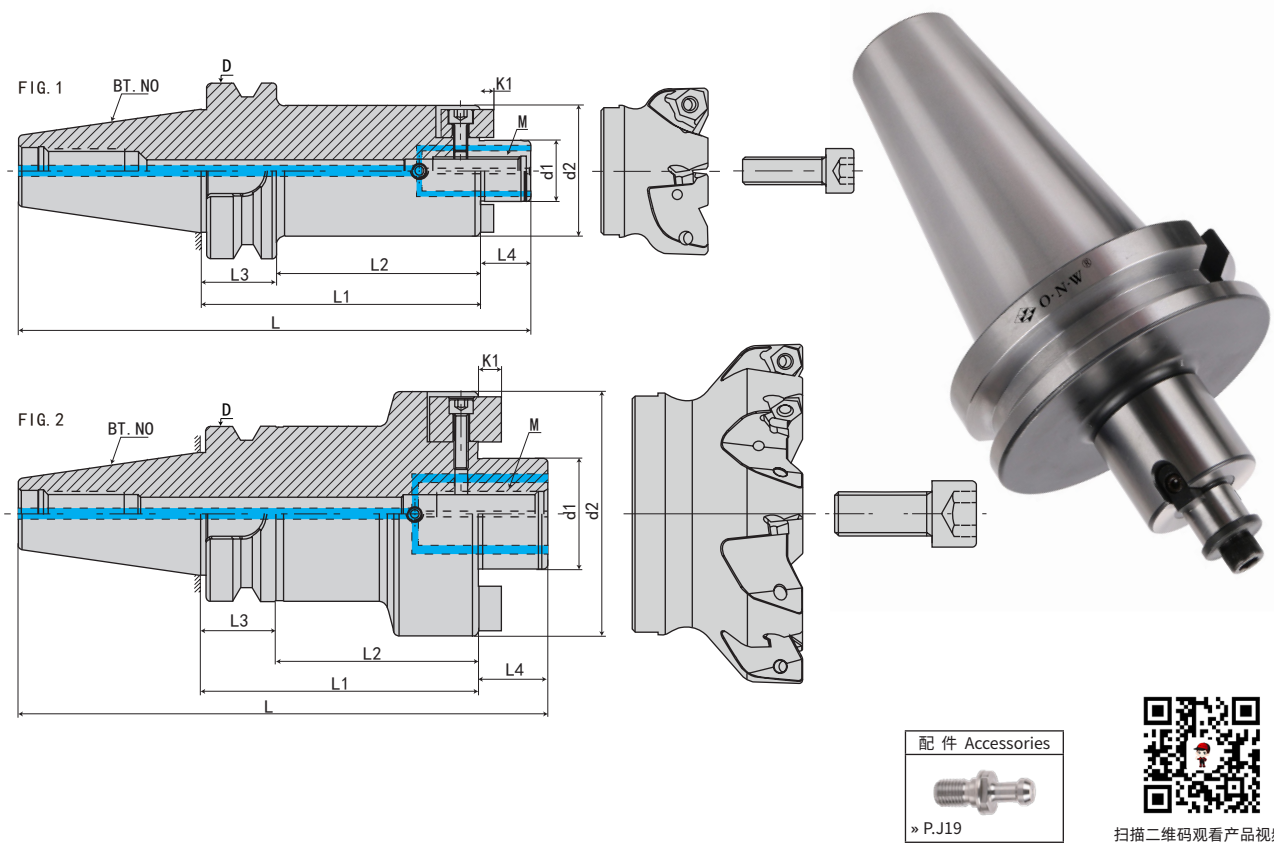
Features:

- ◎ Spindle conicity standard: JIS MAS 403 BT
- ◎ With water through design that reduces vibration and steady for cutting.
- ◎ Connecting part(d) designed for metric size.
- ◎ Tool holders with BT shank for face mill chuck, Face mill holders equipped with screws and drive keys to assemble the mill cutter to holder.
- ◎ Can be made upon requested dimensions.
- ◎ The pull stud must purchase alone.



·BT60-FMB 平面铣刀柄

BT60-FMB FACE MILL ARBOR



规格 / 型号 Model	L	L1	L2	L3	L4	D	d1	d2	K1	K2	FIG	M
BT60-FMB22-100	279.8	100	52	48	18	155	22	48-58	4.8	10	1	M10*1.5P
-150	329.8	150	92	48	18	155	22	48-58	4.8	10	1	M10*1.5P
-FMB27-100	281.8	100	52	48	20	155	27	58	5.8	12	1	M12*1.75P
-FMB32-100	283.8	100	52	48	22	155	32	65	6.8	14	1	M16*2.0P
-FMB40-100	286.8	100	52	48	25	155	40	80	8.3	16	1	M16*2.0P
-FMB60- 75	261.8	75	27	48	25	155	60	128	12.5	25.4	2	M16*2.0P

特点:

注:

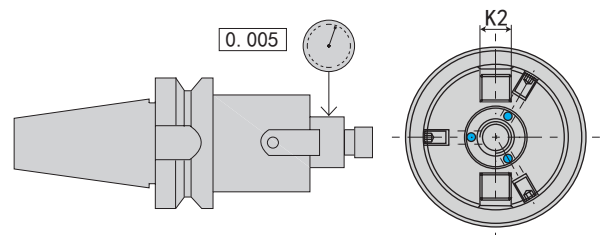
- ◎ 本体锥柄规格: JIS MAS 403 BT
- ◎ 中心通孔有利于出水及抗震性强
- ◎ 平面铣刀配合部位 (d) 轴系公差 h6
- ◎ 适用于平面铣削加工
- ◎ 可定制非常规长度
- ◎ 拉钉须另行购买

Features:

- ◎ Spindle conicity standard: JIS MAS 403 BT
- ◎ With water through design that reduces vibration and steady for cutting.
- ◎ Connecting part(d) designed for metric size.
- ◎ Tool holders with BT shank for face mill chuck, Face mill holders equipped with screws and drive keys to assemble the mill cutter to holder.
- ◎ Can be made upon requested dimensions.
- ◎ The pull stud must purchase alone.

BT60 - FMB - 22 - 100

- L1 长度 Length (L1)
- 接口直径 Bore diameter of cutter
- 功能代号 Face mill holder type B
- 锥柄形式 Taper size

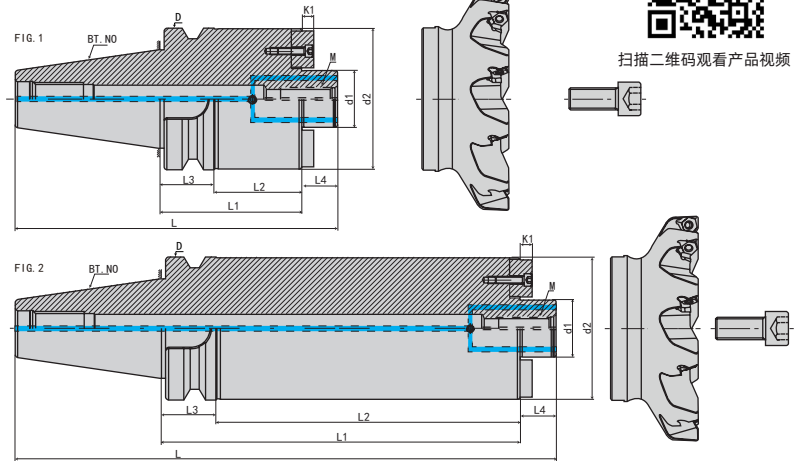


·BT-FMB 平面铣刀柄

BT-FMB FACE MILL ARBOR



扫描二维码观看产品视频



规格 Model	L	L1	L2	L3	L4	D	d1	d2	K1	K2	四螺孔中心距 (PCD)	FIG	重量 KGS
BT40-FMB40F- 60 (四螺孔)	150.4	60	33	27	25	63	40	99	8.3	16	66.7	1	2.8
-100 (四螺孔)	190.4	100	73	27	25	63	40	99	8.3	16	66.7	1	3.6
BT50-FMB40F- 60 (四螺孔)	186.8	60	22	38	25	100	40	99	8.3	16	66.7	1	5.5
-100 (四螺孔)	226.8	100	62	38	25	100	40	99	8.3	16	66.7	1	6.7
-150 (四螺孔)	276.8	150	112	38	25	100	40	99	8.3	16	66.7	2	7.5
-200 (四螺孔)	326.8	200	162	38	25	100	40	99	8.3	16	66.7	2	10.75
-250 (四螺孔)	376.8	250	212	38	25	100	40	99	8.3	16	66.7	2	14
-300 (四螺孔)	426.8	300	262	38	25	100	40	99	8.3	16	66.7	2	17.25
BT60-FMB40F- 75 (四螺孔)	261.8	75	37	38	25	155	40	110	8.3	16	66.7	1	14.75
-100 (四螺孔)	301.8	100	62	38	25	155	40	110	8.3	16	66.7	1	16.75

特点:

注:

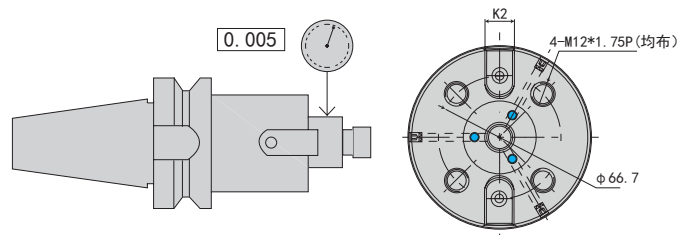
- ◎ 本体锥柄规格: JIS MAS 403 BT
- ◎ 中心通孔有利于出水及抗震性强
- ◎ 平面铣刀配合部位 (d) 轴系公差 h6
- ◎ 适用于平面铣削加工
- ◎ 可定制非常规长度
- ◎ 拉钉须另行购买

Features:

- ◎ Spindle conicity standard: JIS MAS 403 BT
- ◎ With water through design that reduces vibration and steady for cutting.
- ◎ Connecting part(d) designed for metric size.
- ◎ Tool holders with BT shank for face mill chuck, Face mill holders equipped with screws and drive keys to assemble the mill cutter to holder.
- ◎ Can be made upon requested dimensions.
- ◎ The pull stud must purchase alone.

规格说明:

- BT40 - FMB - 40F - 60 (四螺孔)**
- L1 长度 Length (L1)
 - 接口直径 Bore diameter of cutter
 - 功能代号 Face mill holder type B
 - 锥柄形式 Taper size

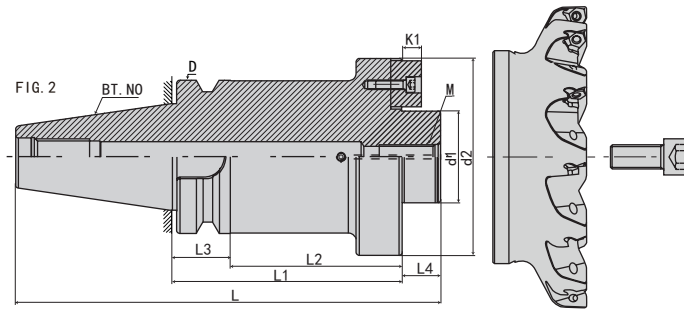
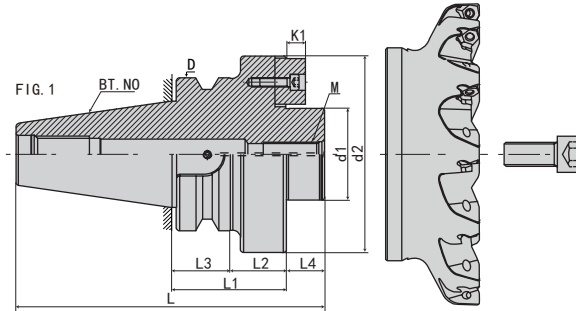

 E
 BT SHANK SYSTEMS
 BT 刀柄系列

·BT-FMB 平面铣刀柄

BT-FMB FACE MILL ARBOR



扫描二维码观看产品视频



规格 Model	L	L1	L2	L3	L4	D	d1	d2	K1	K2	四螺孔中心距	FIG	重量 KGS
BT40-FMB60- 75	165.4	75	48	27	25	63	60	128.5	12.5	25.4	101.6	1	5
BT50-FMB60- 75	201.8	75	37	38	25	100	60	128.5	12.5	25.4	101.6	1	8.5
-100	226.8	100	62	38	25	100	60	128.5	12.5	25.4	101.6	1	10
-150	276.8	150	112	38	25	100	60	128.5	12.5	25.4	101.6	2	13.5
-200	326.8	200	162	38	25	100	60	128.5	12.5	25.4	101.6	2	16
-250	376.8	250	212	38	25	100	60	128.5	12.5	25.4	101.6	2	19
-300	426.8	300	262	38	25	100	60	128.5	12.5	25.4	101.6	2	24
-350	476.8	350	312	38	25	100	60	128.5	12.5	25.4	101.6	2	28
-400	526.8	400	362	38	25	100	60	128.5	12.5	25.4	101.6	2	32
-450	576.8	450	412	38	25	100	60	128.5	12.5	25.4	101.6	2	36
-500	626.8	500	462	38	25	100	60	128.5	12.5	25.4	101.6	2	40

特点:

注:

- ◎ 本体锥柄规格: JIS MAS 403 BT
- ◎ 中心通孔有利于出水及抗震性强
- ◎ 平面铣刀配合部位 (d) 轴系公差 h6
- ◎ 适用于平面铣削加工
- ◎ 可定制非常规长度
- ◎ 拉钉须另行购买

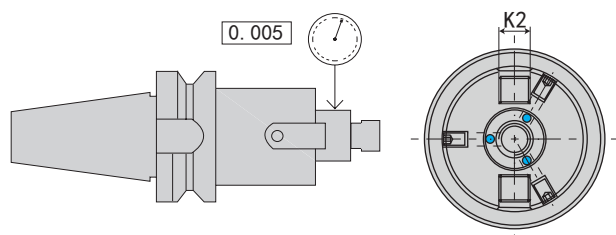
规格说明:

BT40 - FMB - 60 - 75

- L1 长度 Length (L1)
- 接口直径 Bore diameter of cutter
- 功能代号 Face mill holder type B
- 锥柄形式 Taper size

Features:

- ◎ Spindle conicity standard: JIS MAS 403 BT
- ◎ With water through design that reduces vibration and steady for cutting.
- ◎ Connecting part(d) designed for metric size.
- ◎ Tool holders with BT shank for face mill chuck, Face mill holders equipped with screws and drive keys to assemble the mill cutter to holder.
- ◎ Can be made upon requested dimensions.
- ◎ The pull stud must purchase alone.

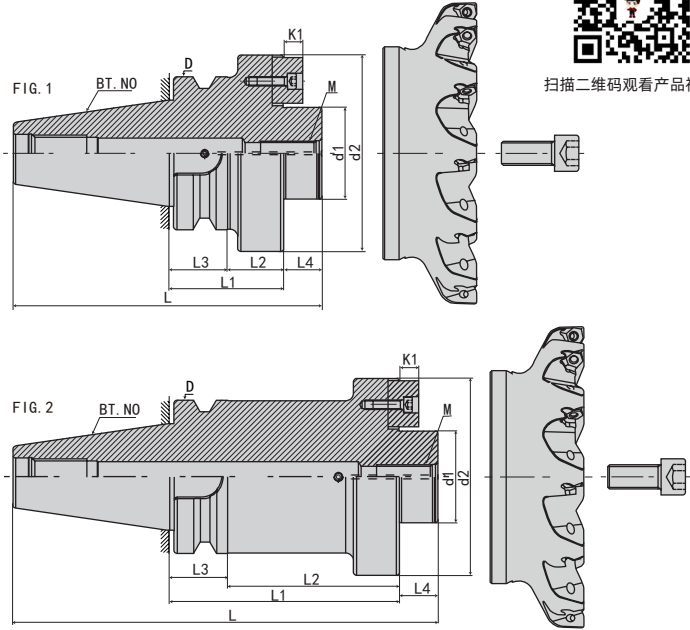



·BT-FMA 平面铣刀柄

BT-FMA FACE MILL ARBOR



扫描二维码观看产品视频



规格 Model	L	L1	L2	L3	L4	D	d1	d2	K1	K2	四螺孔中心距	FIG	重量 KGS
BT40-FMA47.625- 75	172.4	75	48	27	25	63	47.625	128.5	12.5	25.4	101.6	1	5
BT50-FMA47.625- 75	208.8	75	37	38	25	100	47.625	128.5	12.5	25.4	101.6	1	8.5
-100	233.8	100	62	38	25	100	47.625	128.5	12.5	25.4	101.6	1	10
-150	283.8	150	112	38	25	100	47.625	128.5	12.5	25.4	101.6	2	13.5
-200	333.8	200	162	38	25	100	47.625	128.5	12.5	25.4	101.6	2	16
-250	383.8	250	212	38	25	100	47.625	128.5	12.5	25.4	101.6	2	19
-300	433.8	300	262	38	25	100	47.625	128.5	12.5	25.4	101.6	2	24
-350	483.8	350	312	38	25	100	47.625	128.5	12.5	25.4	101.6	2	28
-400	533.8	400	362	38	25	100	47.625	128.5	12.5	25.4	101.6	2	32
-450	583.8	450	412	38	25	100	47.625	128.5	12.5	25.4	101.6	2	36
-500	633.8	500	462	38	25	100	47.625	128.5	12.5	25.4	101.6	2	40

特点:

注:

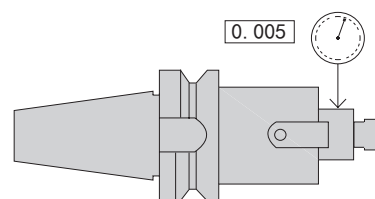
- ◎ 本体锥柄规格: JIS MAS 403 BT
- ◎ 中心通孔有利于出水及抗震性强
- ◎ 平面铣刀配合部位 (d) 轴系公差 h6
- ◎ 适用于平面铣削加工
- ◎ 可定制非常规长度
- ◎ 拉钉须另行购买

规格说明:
BT40 - FMA - 47.625 - 75

- L1 长度 Length (L1)
- 接口直径 Bore diameter of cutter
- 功能代号 Face mill holder type A
- 锥柄形式 Taper size

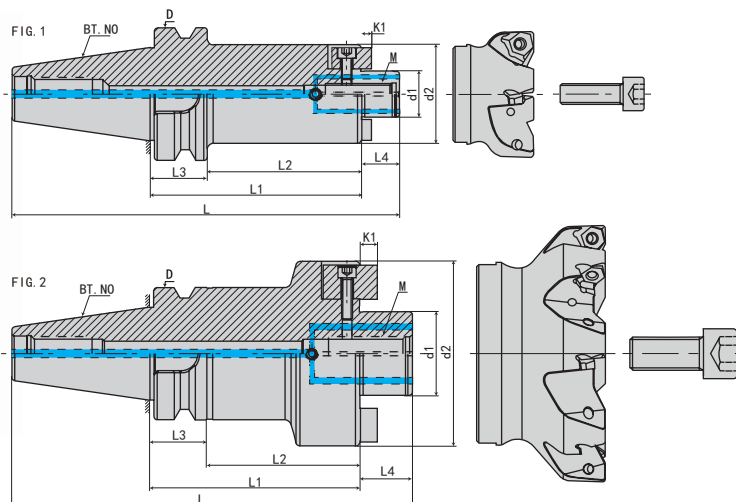
Features:

- ◎ Spindle conicity standard: JIS MAS 403 BT
- ◎ With water through design that reduces vibration and steady for cutting.
- ◎ Connecting part(d) designed for metric size.
- ◎ Tool holders with BT shank for face mill chuck, Face mill holders equipped with screws and drive keys to assemble the mill cutter to holder.
- ◎ Can be made upon requested dimensions.
- ◎ The pull stud must purchase alone.



·BT-FMA 平面铣刀柄

BT-FMA FACE MILL ARBOR



规格 Model	L	L1	L2	L3	L4	D	d1	d2	K1	K2	FIG	重量 KGS
BT30- FMA25.4- 45	113.4	45	23	22	20	46	25.4	50	4.52	9.52	1	1.1
- 60	128.4	60	38	22	20	46	25.4	50	4.52	9.52	1	1.3
- FMA31.75- 45	115.4	45	23	22	22	46	31.75	60	6.7	12.7	1	1.35
- 60	130.4	60	38	22	22	46	31.75	60	6.7	12.7	1	1.5
BT40- FMA25.4- 60	145.4	60	33	27	20	63	25.4	50	4.52	9.52	1	1.5
-100	185.4	100	73	27	20	63	25.4	50	4.52	9.52	1	2.05
-150	235.4	150	123	27	20	63	25.4	50	4.52	9.52	1	2.75
-200	285.4	200	173	27	20	63	25.4	50	4.52	9.52	1	3.6
- FMA31.75- 60	147.4	60	33	27	22	63	31.75	60	6.7	12.7	1	2.05
-100	187.4	100	73	27	22	63	31.75	60	6.7	12.7	1	2.9
-150	237.4	150	123	27	22	63	31.75	60	6.7	12.7	1	4.1
- FMA38.10- 60	150.4	60	33	27	25	63	38.1	75	8.87	15.87	2	2.1
-100	190.4	100	73	27	25	63	38.1	75	8.87	15.87	2	2.95
- FMA50.80- 60	161.4	60	33	27	36	63	50.8	98	9.75	19.05	2	4.5

特点:

注:

- ◎ 本体锥柄规格: JIS MAS 403 BT
- ◎ 中心通孔有利于出水及抗震性强
- ◎ 平面铣刀配合部位 (d) 轴系公差 h6
- ◎ 适用于平面铣削加工
- ◎ 可定制非常规长度
- ◎ 拉钉须另行购买

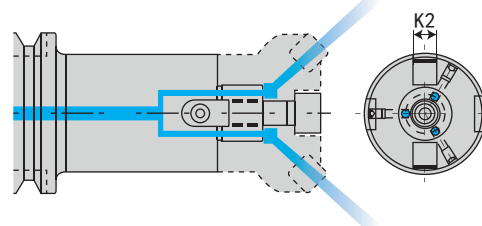
规格说明:



Features:

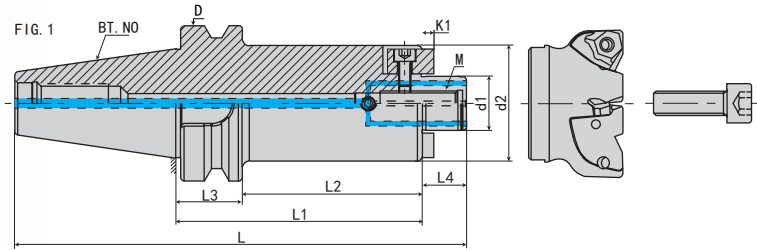
- ◎ Spindle conicity standard: JIS MAS 403 BT
- ◎ With water through design that reduces vibration and steady for cutting.
- ◎ Connecting part(d) designed for metric size.
- ◎ Tool holders with BT shank for face mill chuck, Face mill holders equipped with screws and drive keys to assemble the mill cutter to holder.
- ◎ Can be made upon requested dimensions.
- ◎ The pull stud must purchase alone.

通过内冷, 冷却液·空气直达刀尖



·BT50-FMA 平面铣刀柄

BT50-FMA FACE MILL ARBOR



规格 Model	L	L1	L2	L3	L4	D	d1	d2	K1	K2	重量 KGS
BT50- FMA25.4- 60	181.8	60	22	38	20	100	25.4	50	4.52	9.52	4.5
-100	221.8	100	62	38	20	100	25.4	50	4.52	9.52	4.8
-150	271.8	150	112	38	20	100	25.4	50	4.52	9.52	6.05
-200	321.8	200	162	38	20	100	25.4	50	4.52	9.52	6.9
-250	371.8	250	212	38	20	100	25.4	50	4.52	9.52	8.4
-300	421.8	300	262	38	20	100	25.4	50	4.52	9.52	9.5
-350	471.8	350	312	38	20	100	25.4	50	4.52	9.52	10.5
-400	521.8	400	362	38	20	100	25.4	50	4.52	9.52	12
-450	571.8	450	412	38	20	100	25.4	50	4.52	9.52	13.5
-500	621.8	500	462	38	20	100	25.4	50	4.52	9.52	15
-FMA31.75 -60	183.8	60	22	38	22	100	31.75	60	6.7	12.7	4.65
-100	223.8	100	62	38	22	100	31.75	60	6.7	12.7	5.6
-150	273.8	150	112	38	22	100	31.75	60	6.7	12.7	7.85
-200	323.8	200	162	38	22	100	31.75	60	6.7	12.7	9.75
-250	373.8	250	212	38	22	100	31.75	60	6.7	12.7	12
-300	423.8	300	262	38	22	100	31.75	60	6.7	12.7	15
-350	473.8	350	312	38	22	100	31.75	60	6.7	12.7	18
-FMA38.10- 60	186.8	60	22	38	25	100	38.1	75	8.87	15.87	5.5
-100	226.8	100	62	38	25	100	38.1	75	8.87	15.87	6.7
-150	276.8	150	112	38	25	100	38.1	75	8.87	15.87	7.5
-200	326.8	200	162	38	25	100	38.1	75	8.87	15.87	10.75
-FMA50.80- 75	212.8	75	37	38	36	100	50.8	98	9.75	19.05	6.4
-100	237.8	100	62	38	36	100	50.8	98	9.75	19.05	7
-150	287.8	150	112	38	36	100	50.8	98	9.75	19.05	8.2
-200	337.8	200	162	38	36	100	50.8	98	9.75	19.05	9.4

特点:

注:

- ◎ 本体锥柄规格: JIS MAS 403 BT
- ◎ 中心通孔有利于出水及抗震性强
- ◎ 平面铣刀配合部位 (d) 轴系公差 h6
- ◎ 适用于平面铣削加工
- ◎ 可定制非常规长度
- ◎ 拉钉须另行购买

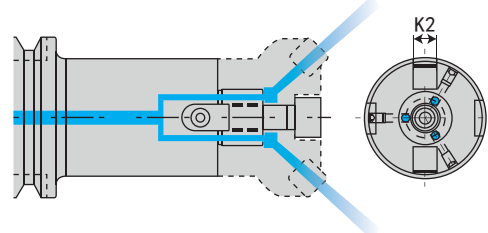
规格说明:

BT50 - FMA - 25.4 - 60
 ● L1 长度 Length (L1)
 ● 接口直径 Bore diameter of cutter
 ● 功能代号 Face mill holder type A
 ● 锥柄形式 Taper size

Features:

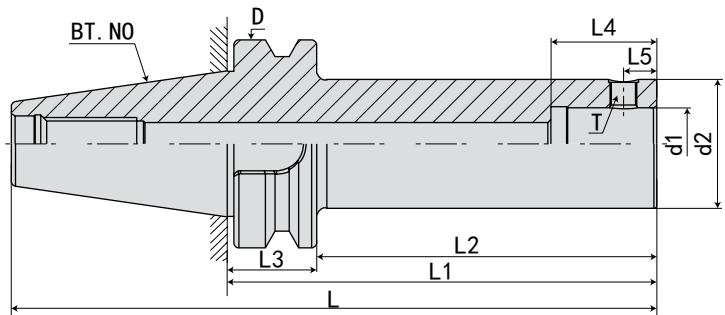
- ◎ Spindle conicity standard: JIS MAS 403 BT
- ◎ With water through design that reduces vibration and steady for cutting.
- ◎ Connecting part(d) designed for metric size.
- ◎ Tool holders with BT shank for face mill chuck, Face mill holders equipped with screws and drive keys to assemble the mill cutter to holder.
- ◎ Can be made upon requested dimensions.
- ◎ The pull stud must purchase alone.

通过内冷, 冷却液·空气直达刀尖



·BT30-LBK 镗头刀柄

BT30-LBK BORING HEAD SHANK



扫描二维码观看产品视频

规格 Model	L	L1	L2	L3	L4	L5	D	d2	d1	侧边螺丝 Screw	重量 KGS
BT30-LBK1-55	103.4	55	33	22	30	5.05	46	19	11	M4*0.5P	0.7
-70	118.4	70	48	22	30	5.05	46	19	11	M4*0.5P	0.7
-LBK2-80	128.4	80	58	22	31	6.62	46	24	14	M5*0.5P	0.8
-LBK3-80	128.4	80	58	22	35	8	46	31	18	M6*0.75P	0.9
-LBK4-70	118.4	70	48	22	39	10	46	39	22	M8*0.75P	1.0
-LBK5-60	108.4	60	38	22	45	13	46	50	28	M10*1.0P	1.1
-LBK6-60	108.4	60	38	22	55	16	46	63	36	M12*1.0P	1.2

特点:

注:

- ◎内孔公差 H6
- ◎整支通孔, 利于出水及抗震
- ◎可共用并互容于大多数“LBK”系列
- ◎侧边锁固螺丝与键槽呈 90 度, 确保镗孔切削完毕时的相对位置
- ◎锁固时请使用螺丝防卡油防止因镗孔加工扭力过大, 导致螺丝卡死难以拆卸组装
- ◎拉钉须另行购买

Features:

- ◎ Internal tolerance is H6.
- ◎ The entire through hole, favors the water leakage and quakeproof.
- ◎ May use in common and the mutual capacitance in majority "LBK" Series.
- ◎ The side locks the solid screw and the key slot assumes 90 degrees, guaranteed that time the boring cutting function draws back the knife phase.
- ◎ Because locks is solid when please do use the screw against card oil to prevent to process the torsion to be oversized boring, Causes the screw deactivation to disassemble the assembly with difficulty.
- ◎ The pull stud must purchase alone.

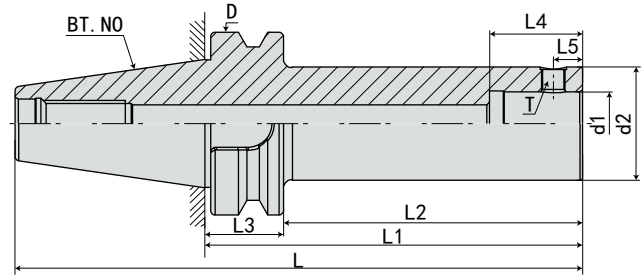
规格说明:

BT30 - LBK - 1 - 55

- L1 长度 Length (L1)
- 接口锥度 Taper No. of cutter
- 功能代号 Face mill holder type
- 锥柄形式 Taper size

·BT40-LBK 镗头刀柄

BT40-LBK BORING HEAD SHANK



扫描二维码观看产品视频

规格 Model	L	L1	L2	L3	L4	L5	D	d2	d1	侧边螺丝 Screw	重量 KGS
BT40-LBK1- 75	140.4	75	48	27	30	5.05	63	19	11	M4*0.5P	1
-105	170.4	105	78	27	30	5.05	63	19	11	M4*0.5P	1.2
-LBK2- 85	150.4	85	58	27	31	6.62	63	24	14	M5*0.5P	1.2
-115	180.4	115	88	27	31	6.62	63	24	14	M5*0.5P	1.3
-165	230.4	165	138	27	31	6.62	63	24	14	M5*0.5P	1.4
-200	265.4	200	173	27	31	6.62	63	24	14	M5*0.5P	1.55
-LBK3- 95	160.4	95	68	27	35	8	63	31	18	M6*0.75P	1.3
-125	190.4	125	98	27	35	8	63	31	18	M6*0.75P	1.2
-155	220.4	155	128	27	35	8	63	31	18	M6*0.75P	1.6
-185	250.4	185	158	27	35	8	63	31	18	M6*0.75P	1.7
-205	270.4	205	178	27	35	8	63	31	18	M6*0.75P	1.8
-LBK4- 85	150.4	85	58	27	39	10	63	39	22	M8*0.75P	1.45
-130	195.4	130	103	27	39	10	63	39	22	M8*0.75P	1.5
-175	240.4	175	148	27	39	10	63	39	22	M8*0.75P	2.1
-205	270.4	205	178	27	39	10	63	39	22	M8*0.75P	2.2
-250	315.4	250	223	27	39	10	63	39	22	M8*0.75P	2.3
-300	365.4	300	273	27	39	10	63	39	22	M8*0.75P	2.4
-LBK5- 75	140.4	75	48	27	45	13	63	50	28	M10*1.0P	1.7
-125	190.4	125	98	27	45	13	63	50	28	M10*1.0P	1.95
-175	240.4	175	148	27	45	13	63	50	28	M10*1.0P	3
-205	270.4	205	178	27	45	13	63	50	28	M10*1.0P	3.2
-250	315.4	250	223	27	45	13	63	50	28	M10*1.0P	3.5
-LBK6- 65	130.4	65	38	27	55	16	63	63	36	M12*1.0P	2.15
-115	180.4	115	88	27	55	16	63	63	36	M12*1.0P	3.5
-165	230.4	165	138	27	55	16	63	63	36	M12*1.0P	3.85
-205	270.4	205	178	27	55	16	63	63	36	M12*1.0P	4.1
-250	315.4	250	223	27	55	16	63	63	36	M12*1.0P	4.4
-300	365.4	300	273	27	55	16	63	63	36	M12*1.0P	4.7

特点:

注:

- ◎内孔公差 H6
- ◎整支通孔, 利于出水及抗震
- ◎可共用并互容于大多数 "LBK" 系列
- ◎侧边锁固螺丝与键槽呈 90 度, 确保键孔切削完毕时的相对位置
- ◎锁固时请使用螺丝防卡油防止因镗孔加工扭力过大, 导致螺丝卡死难以拆卸组装
- ◎拉钉须另行购买

规格说明:
BT40 - LBK - 1 - 75

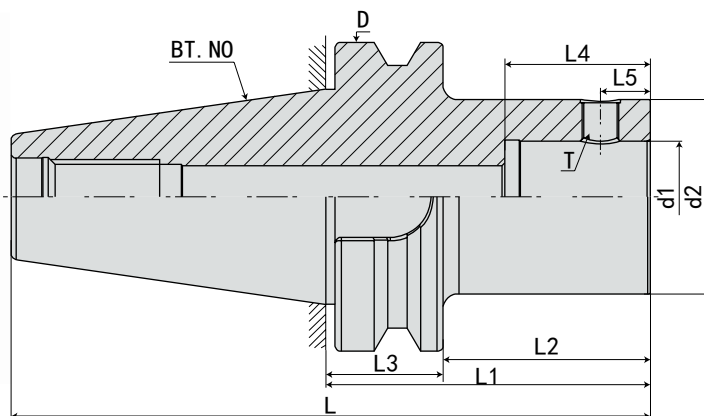
- L1 长度 Length (L1)
- 接口锥度 Taper No. of cutter
- 功能代号 Face mill holder type
- 锥柄形式 Taper size

Features:

- ◎ Internal tolerance is H6.
- ◎ The entire through hole, favors the water leakage and quakeproof.
- ◎ May use in common and the mutual capacitance in majority "LBK" Series.
- ◎ The side locks the solid screw and the key slot assumes 90 degrees, guaranteed that time the boring cutting function draws back the knife phase.
- ◎ Because locks is solid when please do use the screw against card oil to prevent to process the torsion to be oversized boring , Causes the screw deactivation to disassemble the assembly with difficulty.
- ◎ The pull stud must purchase alone.

·BT50-LBK 镗头刀柄

BT50-LBK BORING HEAD SHANK



扫描二维码观看产品视频

规格 Model	L	L1	L2	L3	L4	L5	D	d2	d1	侧边螺丝 Screw	重量 KGS
BT50-LBK1- 90	191.8	90	52	38	30	5.05	100	19	11	M4*0.5P	3.7
-115	216.8	115	77	38	30	5.05	100	19	11	M4*0.5P	3.9
-145	246.8	145	107	38	30	5.05	100	19	11	M4*0.5P	4.4
-175	276.8	175	137	38	30	5.05	100	19	11	M4*0.5P	4.5
-205	306.8	205	167	38	30	5.05	100	19	11	M4*0.5P	5
-LBK2- 90	191.8	90	52	38	31	6.62	100	24	14	M5*0.5P	3.8
-110	211.8	110	72	38	31	6.62	100	24	14	M5*0.5P	4
-140	241.8	140	102	38	31	6.62	100	24	14	M5*0.5P	4.3
-175	276.8	175	137	38	31	6.62	100	24	14	M5*0.5P	4.6
-205	306.8	205	167	38	31	6.62	100	24	14	M5*0.5P	4.9
-LBK3- 90	191.8	90	52	38	35	8	100	31	18	M6*0.75P	4.4
-125	226.8	125	87	38	35	8	100	31	18	M6*0.75P	4.4
-155	256.8	155	117	38	35	8	100	31	18	M6*0.75P	4.6
-185	286.8	185	147	38	35	8	100	31	18	M6*0.75P	4.4
-215	316.8	215	177	38	35	8	100	31	18	M6*0.75P	4.65
-LBK4- 90	191.8	90	52	38	39	10	100	39	22	M6*0.75P	4.6
-115	216.8	115	77	38	39	10	100	39	22	M8*0.75P	4.8
-145	246.8	145	107	38	39	10	100	39	22	M8*0.75P	5.2
-175	276.8	175	137	38	39	10	100	39	22	M8*0.75P	4.6
-205	306.8	205	167	38	39	10	100	39	22	M8*0.75P	4.85
-250	351.8	250	212	38	39	10	100	39	22	M8*0.75P	5.2
-300	401.8	300	262	38	39	10	100	39	22	M8*0.75P	5.5
-350	451.8	350	312	38	39	10	100	39	22	M8*0.75P	5.8

特点:

注:

- ◎内孔公差 H6
- ◎整支通孔，利于出水及抗震
- ◎可共用并互容于大多数“LBK”系列
- ◎侧边锁固螺丝与键槽呈 90 度，确保镗孔切削完毕时的相对位置
- ◎锁固时请使用螺丝防卡油防止因镗孔加工扭力过大，导致螺丝卡死难以拆卸组装
- ◎拉钉须另行购买

规格说明:

BT50 - LBK - 1 - 90

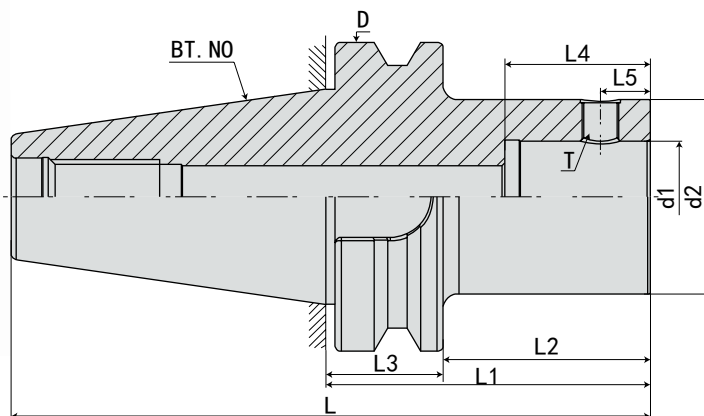
- L1 长度 Length (L1)
- 接口锥度 Taper No. of cutter
- 功能代号 Holder type
- 锥柄形式 Taper size

Features:

- ◎ Internal tolerance is H6.
- ◎ The entire through hole, favors the water leakage and quakeproof.
- ◎ May use in common and the mutual capacitance in majority "LBK" Series.
- ◎ The side locks the solid screw and the key slot assumes 90 degrees, guaranteed that time the boring cutting function draws back the knife phase.
- ◎ Because locks is solid when please do use the screw against card oil to prevent to process the torsion to be oversized boring, Causes the screw deactivation to disassemble the assembly with difficulty.
- ◎ The pull stud must purchase alone.

·BT50-LBK 镗头刀柄

BT50-LBK BORING HEAD SHANK



扫描二维码观看产品视频

规格 Model	L	L1	L2	L3	L4	L5	D	d2	d1	侧边螺丝 Screw	重量 KGS
BT50-LBK5- 95	196.8	95	57	38	45	13	100	50	28	M10*1.0P	5.4
-105	206.8	105	67	38	45	13	100	50	28	M10*1.0P	5.5
-150	251.8	150	112	38	45	13	100	50	28	M10*1.0P	6
-180	281.8	180	142	38	45	13	100	50	28	M10*1.0P	6.2
-240	341.8	240	202	38	45	13	100	50	28	M10*1.0P	6.4
-270	371.8	270	232	38	45	13	100	50	28	M10*1.0P	6.7
-300	401.8	300	262	38	45	13	100	50	28	M10*1.0P	7
-350	451.8	350	312	38	45	13	100	50	28	M10*1.0P	7.3
-LBK6- 90	191.8	90	52	38	55	16	100	63	36	M12*1.0P	5.9
-105	206.8	105	67	38	55	16	100	63	36	M12*1.0P	6.1
-150	251.8	150	112	38	55	16	100	63	36	M12*1.0P	6.3
-170	271.8	170	132	38	55	16	100	63	36	M12*1.0P	6.5
-180	281.8	180	142	38	55	16	100	63	36	M12*1.0P	6.7
-230	331.8	230	192	38	55	16	100	63	36	M12*1.0P	7.45
-270	371.8	270	232	38	55	16	100	63	36	M12*1.0P	8.2
-300	401.8	300	262	38	55	16	100	63	36	M12*1.0P	9.5
-350	451.8	350	312	38	55	16	100	63	36	M12*1.0P	10.8
-400	501.8	400	362	38	55	16	100	63	36	M12*1.0P	11.8
-450	551.8	450	412	38	55	16	100	63	36	M12*1.0P	12.8
-500	601.8	500	462	38	55	16	100	63	36	M12*1.0P	13.8

特点:

注:

- ◎内孔公差 H6
- ◎整支通孔, 利于出水及抗震
- ◎可共用并互容于大多数 "LBK" 系列
- ◎侧边锁固螺丝与键槽呈 90 度, 确保镗孔切削完毕时的相对位置
- ◎锁固时请使用螺丝防卡油防止因镗孔加工扭力过大, 导致螺丝卡死难以拆卸组装
- ◎拉钉须另行购买

规格说明:

Features:

- ◎ Internal tolerance is H6.
- ◎ The entire through hole, favors the water leakage and quakeproof.
- ◎ May use in common and the mutual capacitance in majority "LBK" Series.
- ◎ The side locks the solid screw and the key slot assumes 90 degrees, guaranteed that time the boring cutting function draws back the knife phase.
- ◎ Because locks is solid when please do use the screw against card oil to prevent to process the torsion to be oversized boring, Causes the screw deactivation to disassemble the assembly with difficulty.
- ◎ The pull stud must purchase alone.

·BT-MTA 带扁尾莫氏刀柄

BT-MTA TAPER ADAPTER(MORSE)



扫描二维码观看产品视频

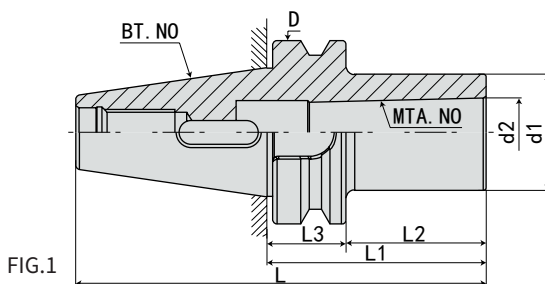


FIG.1

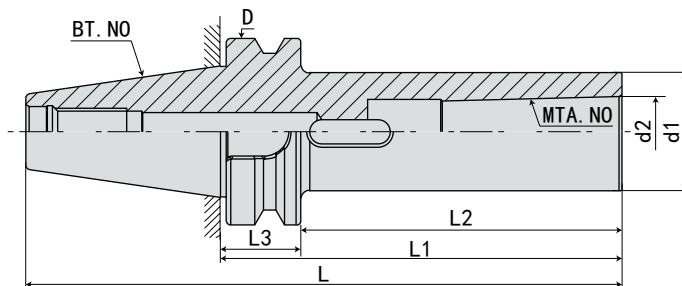


FIG.2



规格 Model	L	L1	L2	L3	D	d1	d2	夹持范围 Range	FIG	重量 KGS
BT30-MTA1- 45	93.4	45	23	22	46	25	12.065	φ2-φ14	1	0.55
-120	168.4	120	98	22	46	25	12.065	φ2-φ14	2	0.85
-MTA2- 60	108.4	60	38	22	46	32	17.18	Φ14-φ23	1	0.6
-120	168.4	120	98	22	46	32	17.18	Φ14-φ23	2	0.9
-MTA3- 90	138.4	90	68	22	46	40	23.825	Φ23-φ32	1	0.8
-135	183.4	135	113	22	46	40	23.825	Φ23-φ32	2	1
BT40-MTA1- 45	110.4	45	18	27	63	25	12.065	φ2-φ14	1	1.05
-120	185.4	120	93	27	63	25	12.065	φ2-φ14	2	1.4
-180	245.4	180	153	27	63	25	12.065	φ2-φ14	2	1.5
-MTA2- 45	110.4	45	18	27	63	32	17.18	Φ14-φ23	1	1.1
-120	185.4	120	93	27	63	32	17.18	Φ14-φ23	2	1.85
-180	245.4	180	153	27	63	32	17.18	Φ14-φ23	2	2
-MTA3- 75	140.4	75	48	27	63	40	23.825	Φ23-φ32	1	1.2
-135	200.4	135	108	27	63	40	23.825	Φ23-φ32	2	1.9
-180	245.4	180	153	27	63	40	23.825	Φ23-φ32	2	2.25
-MTA4- 90	155.4	90	63	27	63	48	31.267	φ32-φ50	1	1.4
-165	230.4	165	138	27	63	48	31.267	φ32-φ50	2	2.5

特点:

注:

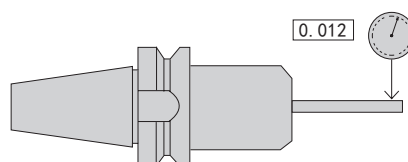
- ◎ 本体锥柄规格: JIS MAS 403 BT
- ◎ 刀柄用于带扁尾莫氏锥柄刀具、钻头、铰刀等
- ◎ 钻头莫氏柄
- ◎ 拉钉须另行购买

规格说明:



Features:

- ◎ Spindle conicity standard: JIS MAS 403 BT
- ◎ Used in Morse conicity tools, drill chuck, reamer and so on.
- ◎ Dimensions
- ◎ The pull stud must purchase alone.



扫描二维码观看产品视频

·BT50-MTA 带扁尾莫氏刀柄

BT50-MTA TAPER ADAPTER(MORSE)



扫描二维码观看产品视频



FIG.1

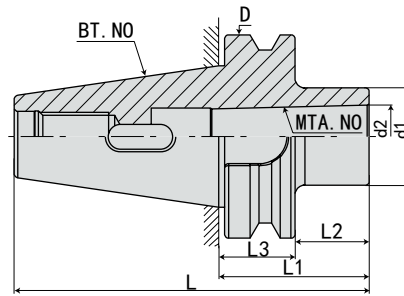
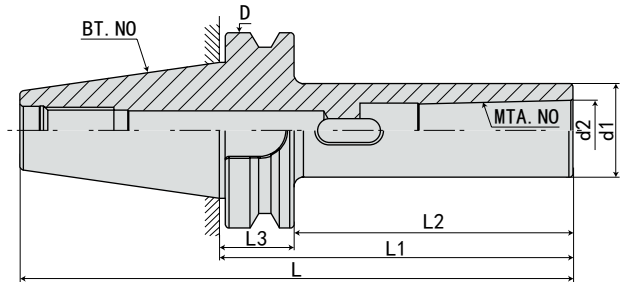


FIG.2



规格 Model	L	L1	L2	L3	D	d1	d2	夹持范围 Range	FIG	重量 KGS
BT50-MTA1- 45	146.8	45	7	38	100	25	12.065	φ2-φ14	1	3.8
-120	221.8	120	82	38	100	25	12.065	φ2-φ14	2	4.3
-180	281.8	180	142	38	100	25	12.065	φ2-φ14	2	5
-200	301.8	200	162	38	100	25	12.065	φ2-φ14	2	5.2
-MTA2- 60	161.8	60	22	38	100	32	17.825	φ14-φ23	1	4
-135	236.8	135	97	38	100	32	17.825	φ14-φ23	2	4.7
-180	281.8	180	142	38	100	32	17.825	φ14-φ23	2	5
-200	301.8	200	162	38	100	32	17.825	φ14-φ23	2	5.2
-MTA3- 65	166.8	65	27	38	100	40	23.825	φ23-φ32	1	3.7
- 75	176.8	75	37	38	100	40	23.825	φ23-φ32	1	3.8
- 95	196.8	95	57	38	100	40	23.825	φ23-φ32	1	3.85
-150	251.8	150	112	38	100	40	23.825	φ23-φ32	2	5
-180	281.8	180	142	38	100	40	23.825	φ23-φ32	2	5.5
-200	301.8	200	162	38	100	40	23.825	φ23-φ32	2	6
-250	351.8	250	212	38	100	40	23.825	φ23-φ32	2	6.4
-300	401.8	300	262	38	100	40	23.825	φ23-φ32	2	6.8
-MTA4- 75	176.8	75	37	38	100	48	31.267	φ32-φ50	1	4.2
- 95	196.8	95	57	38	100	48	31.267	φ32-φ50	1	4.4
-150	251.8	150	112	38	100	48	31.267	φ32-φ50	2	5
-180	281.8	180	142	38	100	48	31.267	φ32-φ50	2	5.5
-200	301.8	200	162	38	100	48	31.267	φ32-φ50	2	5.7
-250	351.8	250	212	38	100	48	31.267	φ32-φ50	2	6.55
-300	401.8	300	262	38	100	48	31.267	φ32-φ50	2	6.95
-MTA5-105	206.8	105	67	38	100	65	44.399	φ50-φ75	1	4
-210	311.8	210	172	38	100	65	44.399	φ50-φ75	2	7.2
-300	401.8	300	262	38	100	65	44.399	φ50-φ75	2	10.5
-350	451.8	350	312	38	100	65	44.399	φ50-φ75	2	12.2
-MTA6-200	301.8	200	162	38	100	85	63.348	φ75-φ100	1	5.2
-280	381.8	280	242	38	100	85	63.348	φ75-φ100	2	10

特点:

注:

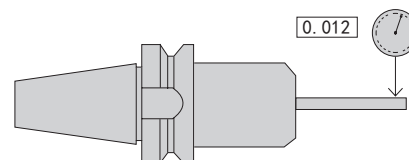
- ◎ 本体锥柄规格: JIS MAS 403 BT
- ◎ 刀柄用于带扁尾莫氏锥柄刀具、钻头、铰刀等
- ◎ 钻头莫氏柄
- ◎ 拉钉须另行购买

规格说明:
BT50 - MTA - 1 - 45

- L1 长度 Length (L1)
- 莫氏锥度号 Morse taper No.
- 有扁尾莫氏锥孔 Morse taper holder type A
- 锥柄形式 Taper size

Features:

- ◎ Spindle conicity standard: JIS MAS 403 BT
- ◎ Used in Morse conicity tools, drill chuck, reamer and so on.
- ◎ Dimensions
- ◎ The pull stud must purchase alone.



·BT60-MTA 带扁尾莫氏刀柄

BT60-MTA TAPER ADAPTER(MORSE)



扫描二维码观看产品视频

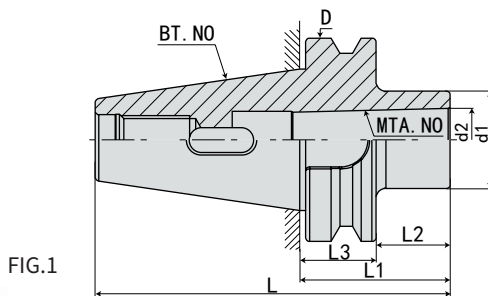


FIG.1

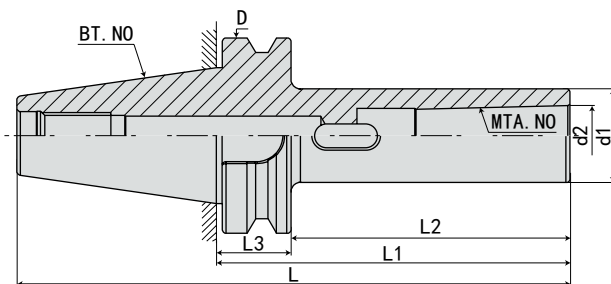


FIG.2

规格 / 型号 Model	L	L1	L2	L3	D	d1	d2	FIG	夹持钻头范围	重量 KGS
BT60-MTA3-100	261.8	100	52	48	155	40	23.825	1	Φ23-Φ32	
-190	351.8	190	142	48	155	40	23.825	2	Φ23-Φ32	
-MTA4-110	271.8	110	62	48	155	48	31.267	1	Φ32-Φ50	
-210	371.8	210	162	48	155	48	31.267	2	Φ32-Φ50	
-MTA5-135	296.8	135	87	48	155	65	44.399	1	Φ50-Φ75	
-240	401.8	240	192	48	155	65	44.399	2	Φ50-Φ75	
-MTA6-170	331.8	170	122	48	155	90	63.348	1	Φ75-Φ100	
-310	471.8	310	262	48	155	90	63.348	2	Φ75-Φ100	

特点:

注:

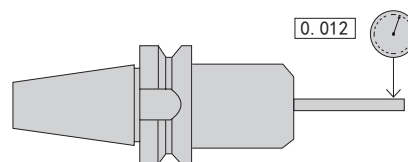
- ◎ 本体锥柄规格: JIS MAS 403 BT
- ◎ 刀柄用于带扁尾莫氏锥柄刀具、钻头、铰刀等
- ◎ 钻头莫氏柄
- ◎ 拉钉须另行购买

规格说明:



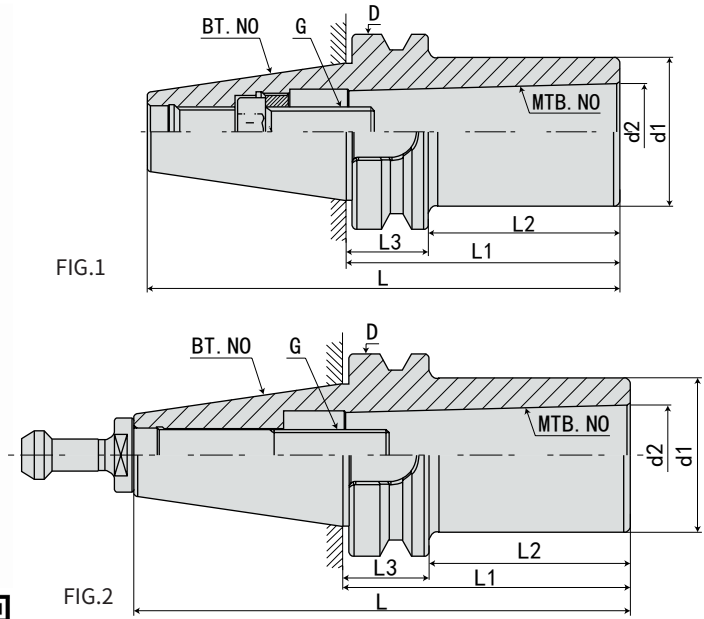
Features:

- ◎ Spindle conicity standard: JIS MAS 403 BT
- ◎ Used in Morse conicity tools, drill chuck, reamer and so on.
- ◎ Dimensions
- ◎ The pull stud must purchase alone.



·BT-MTB 无扁尾莫氏刀柄

BT-MTB MORSE TAP HOLDER



扫描二维码观看产品视频

规格 Model	L	L1	L2	L3	D	d1	d2	螺杆 G	夹持铣刀范围	FIG	重量 KGS
BT30-MTB1- 45	93.4	45	23	22	46	25	12.065	M6	φ10-φ14	1	0.55
-MTB2- 60	108.4	60	38	22	46	32	17.780	M10	φ16-φ22	1	0.60
-MTB3- 80	128.4	80	58	22	46	40	23.825	M12	φ24-φ32	2	0.8
BT40-MTB1- 45	110.4	45	18	27	63	25	12.065	M6	φ10-φ14	1	1.05
-120	185.4	120	93	27	63	25	12.065	M6	φ10-φ14	2	1.40
-MTB2- 45	110.4	45	18	27	63	32	17.180	M10	φ16-φ22	1	1.10
-120	185.4	120	93	27	63	32	17.180	M10	φ16-φ22	1	1.85
-MTB3- 75	140.4	75	48	27	63	40	23.825	M12	φ24-φ32	1	1.20
-135	200.4	135	108	27	63	40	23.825	M12	φ24-φ32	1	1.90
-MTB4- 90	155.4	90	63	27	63	48	31.267	M16	φ32-φ50	2	1.40
-165	230.4	165	138	27	63	48	31.267	M16	φ32-φ50	2	2.50

特点:

注:

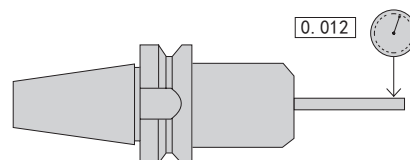
- ◎ 本体锥柄规格: JIS MAS 403 BT
- ◎ 刀柄用于带扁尾莫氏锥柄刀具、钻头、铰刀等
- ◎ 钻头莫氏柄
- ◎ 拉钉须另行购买

规格说明:
BT30 - MTB - 1 - 45

- L1 长度 Length (L1)
- 莫氏锥度号 Morse taper No.
- 无扁尾莫氏锥孔 Morse taper holder type B
- 锥柄形式 Taper size

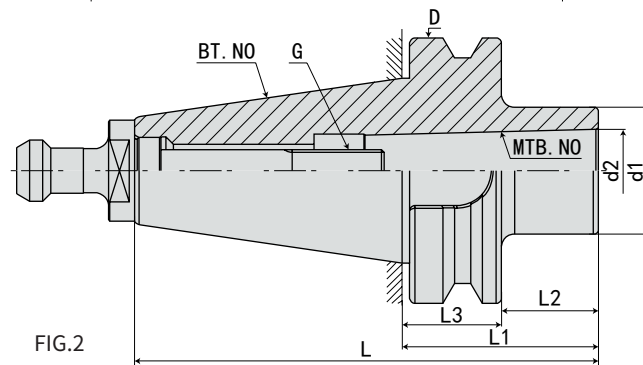
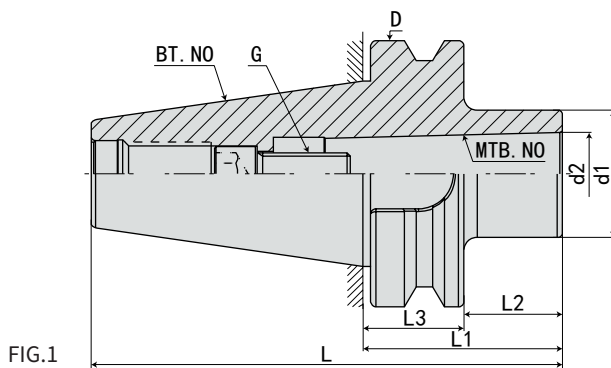
Features:

- ◎ Spindle conicity standard: JIS MAS 403 BT
- ◎ Used in Morse conicity tools, drill chuck, reamer and so on.
- ◎ Dimensions
- ◎ The pull stud must purchase alone.



·BT-MTB 无扁尾莫氏刀柄

BT-MTB MORSE TAP HOLDER



扫描二维码观看产品视频

规格 Model	L	L1	L2	L3	D	d1	d2	螺杆 G	夹持铣刀范围	FIG	重量 KGS
BT50-MTB1- 45	146.8	45	7	38	100	25	12.065	M6	φ10-φ14	1	3.80
-120	221.8	120	82	38	100	25	12.065	M6	φ10-φ14	2	4.30
-180	281.8	180	142	38	100	25	12.065	M6	φ10-φ14	2	5.00
-MTB2- 60	161.8	60	22	38	100	32	17.780	M10	φ16-φ22	1	4.00
-135	236.8	135	97	38	100	32	17.780	M10	φ16-φ22	2	4.70
-180	281.8	180	142	38	100	32	17.780	M10	φ16-φ22	2	5.00
-MTB3- 75	166.8	75	37	38	100	40	23.825	M12	φ24-φ32	1	3.90
-150	251.8	150	112	38	100	40	23.825	M12	φ24-φ32	2	5.00
-180	281.8	180	142	38	100	40	23.825	M12	φ24-φ32	2	5.50
-MTB4- 75	176.8	75	37	38	100	48	31.267	M16	φ32-φ50	1	4.20
- 90	191.8	90	52	38	100	48	31.267	M16	φ32-φ50	1	4.40
-150	251.8	150	112	38	100	48	31.267	M16	φ32-φ50	2	5.00
-180	281.8	180	142	38	100	48	31.267	M16	φ32-φ50	2	5.25
-200	301.8	200	162	38	100	48	31.267	M16	φ32-φ50	2	5.60
-250	351.8	250	212	38	100	48	31.267	M16	φ32-φ50	2	6.55
-300	401.8	300	262	38	100	48	31.267	M16	φ32-φ50	2	7.2
-MTB5-115	216.8	115	77	38	100	65	44.399	M20	φ40-φ75	1	4.30
-210	311.8	210	172	38	100	65	44.399	M20	φ40-φ75	2	7.2
BT60-MTB2-100	261.8	100	52	48	155	32	17.780	M10*1.5P	φ16-φ22	1	/
-MTB3-100	261.8	100	52	48	155	40	23.825	M12*1.75P	φ24-φ32	1	/
-MTB4-100	261.8	100	52	48	155	48	31.267	M16*2.0P	φ32-φ50	1	/
-MTB5-100	261.8	100	52	48	155	65	44.399	M20*2.5P	φ40-φ75	1	/
-MTB6-150	311.8	150	102	48	155	85	63.348	M24*3.0P	φ75-φ100	1	/

特点:

注:

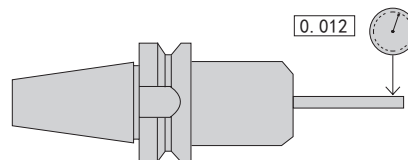
- ◎ 本体锥柄规格: JIS MAS 403 BT
- ◎ 刀柄用于带扁尾莫氏锥柄刀具、钻头、铰刀等
- ◎ 钻头莫氏柄
- ◎ 拉钉须另行购买

规格说明:



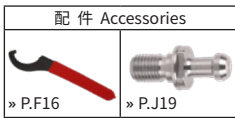
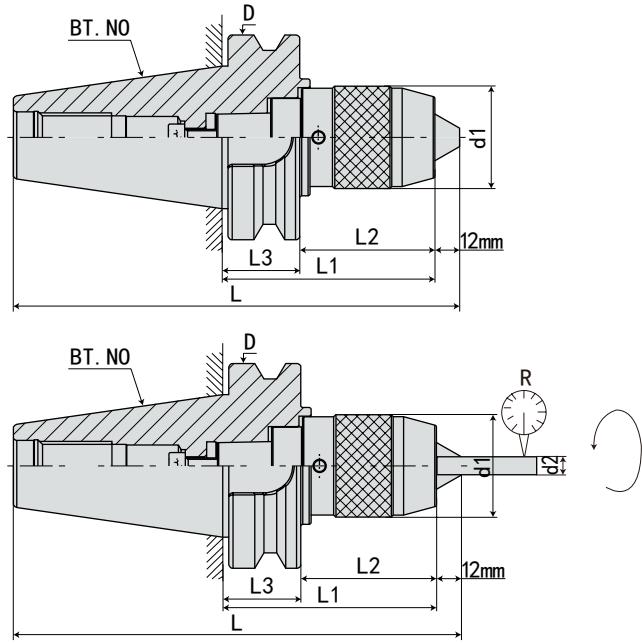
Features:

- ◎ Spindle conicity standard: JIS MAS 403 BT
- ◎ Used in Morse conicity tools, drill chuck, reamer and so on.
- ◎ Dimensions
- ◎ The pull stud must purchase alone.



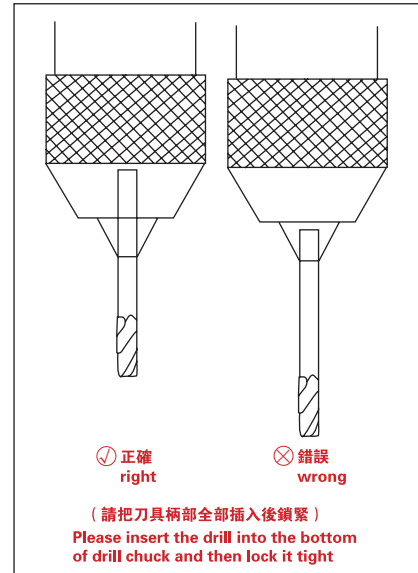
·BT-APU 一体式钻夹头刀柄

BT-APU DRILL CHUCK HOLDER



扫描二维码观看产品视频

规格 Model	L	L1	L2	L3	d1	d2	D	R	重量 KGS
BT30-APU08- 80	140.4	80	58	22	37	8	46	0.08	0.72
-APU13-110	170.4	110	88	22	50	13	46	0.08	1.85
-APU16-115	175.4	115	93	22	57	16	46	0.08	2.18
BT40-APU08- 85	162.4	85	58	27	37	8	63	0.08	1.46
-APU13-100	177.4	100	73	27	50	13	63	0.08	2
-150	227.4	150	123	27	50	13	63	0.08	2.35
-APU16-110	187.4	110	83	27	57	16	63	0.08	2.3
-150	227.4	150	123	27	57	16	63	0.08	2.5
BT50-APU08- 90	203.8	90	52	38	37	8	100	0.08	4.16
-APU13-110	223.8	110	72	38	50	13	100	0.08	4.7
-180	293.8	180	142	38	50	13	100	0.08	5.85
-APU16-120	233.8	120	82	38	57	16	100	0.08	5.03
-190	303.8	190	152	38	57	16	100	0.08	5.85



特点:

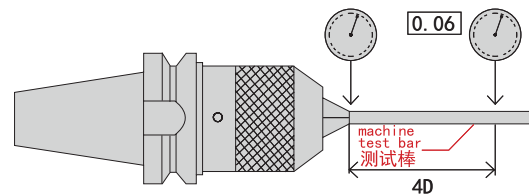
注:

- ◎ 一体式结构, 减少了连接误差精度, 内部用螺纹结构, 就不会出现夹头脱落现象
- ◎ 用于钻头、铰刀等夹持, 不可用于丝锥和铣刀夹持
- ◎ 一体刀柄缩短刀具长度, 提高加工精度, 增加使用寿命
- ◎ 有自锁功能, 附带专用扳手, 请勿用其它工具
- ◎ APU 偏摆精度为 0.06, 如需更高精度要求请使用 ER 或 SK 系列
- ◎ 扳手、拉钉须另行购买

Features:

- ◎ The shank and keyless drill chuck are combined together so as to avoid the drill chuck slipping out for heavy-duty and high speed cutting and improve the precision.
- ◎ Not be used for gripping draw bolt and milling tools, instead of drill bit and reamer.
- ◎ APU drill chuck shorten the length while length the working life of tool.
- ◎ Each APU drill chuck attached 1pc APU wrench.
- ◎ The APU leaning precision is 0.06mm, like the need high accuracy request, please use ER or the SK serie.
- ◎ The spanner、pull stud must purchase alone.

规格说明:



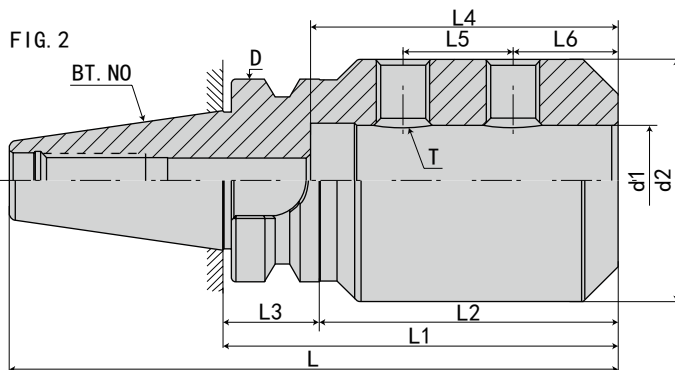
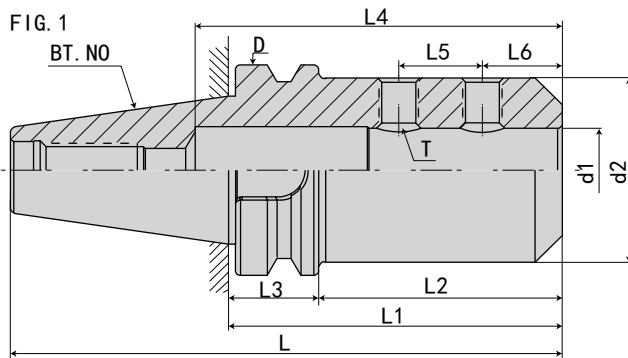
E
BT SHANK SYSTEMS
BT 刀柄系列

·BT30-SLN 侧固式刀柄

BT30-SLN SIDE LOCK END MILL HOLDER



扫描二维码观看产品视频



规格 Model	L	L1	L2	L3	L4	L5	L6	D	d1	d2	T	FIG	重量 KGS
BT30- SLN6-75	123.4	75	53	22	50	10	12	46	6	25	M6	1	0.6
- SLN8-75	123.4	75	53	22	50	12	14	46	8	28	M8	1	0.65
-SLN10-75	123.4	75	53	22	55	14	15	46	10	32	M10	1	0.7
-SLN12-75	123.4	75	53	22	60	16	20	46	12	40	M10	1	0.75
-SLN16-75	123.4	75	53	22	60	18	22	46	16	45	M10	1	1.15
-90	138.4	90	68	22	60	18	22	46	16	45	M10	1	1.2
-SLN20-80	128.4	80	58	22	70	20	25	46	20	50	M12	2	1.15
-90	138.4	90	68	22	70	20	25	46	20	50	M12	2	1.2
-SLN25-90	138.4	90	68	22	70	25	24	46	25	55	M12	2	1.9

特点:

注:

- ◎ 本体锥柄规格: JIS MAS 403 BT
- ◎ 孔径公差 H5
- ◎ 刚性夹持, 用于重切削
- ◎ 侧固式刀柄被用作刀具的工具刀柄
- ◎ 装入刀具时, 刀具的槽口平面部分与刀柄的侧固螺钉对齐, 强力锁定
- ◎ 拉钉须另行购买

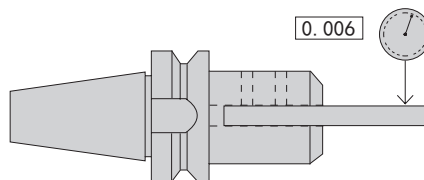
规格说明:

BT30 - SLN - 6 - 75

- L1 长度 Length (L1)
- 刀杆直径 Bore diameter
- 功能代号 Side lock end mill holder type N
- 锥柄形式 Taper size

Features:

- ◎ Spindle conicity standard: JIS MAS 403 BT.
- ◎ Aperture tolerance: H5.
- ◎ Used for remachining with rigidly grip.
- ◎ Face mill chuck used to be the holder of cutting tools.
- ◎ When attaching, cutting tools, with strong side aligned lock between the plane of the part and notch solid screws.
- ◎ The pull stud must purchase alone.

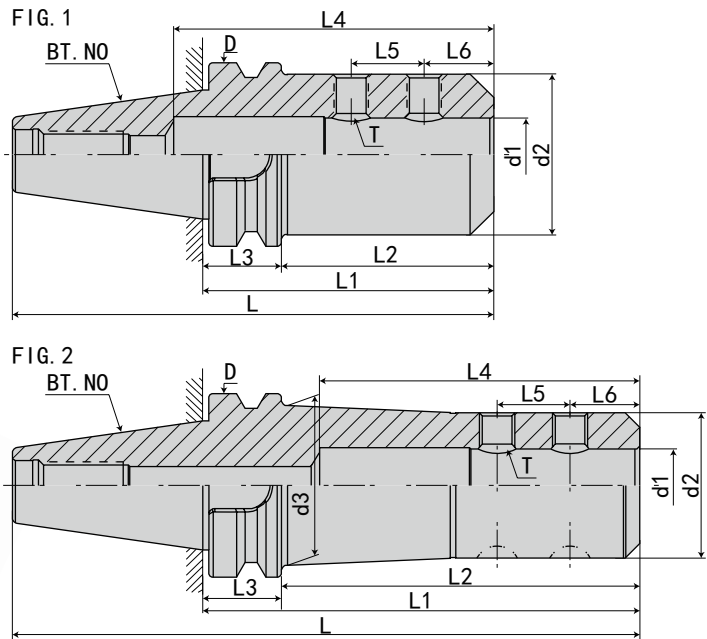


·BT40-SLN 侧固式刀柄

BT40-SLN SIDE LOCK END MILL HOLDER



扫描二维码观看产品视频



规格 Model	L	L1	L2	L3	L4	L5	L6	D	d1	d2	d3	T	Fig	重量 KGS
BT40-SLN6-75	140.4	75	48	27	50	10	12	63	6	25	-	M6	1	1.25
- SLN8-75	140.4	75	48	27	50	12	14	63	8	28	-	M8	1	1.3
-100	165.4	100	73	27	50	12	14	63	8	28	-	M8	1	1.35
-SLN10-75	140.4	75	48	27	55	14	15	63	10	35	-	M10	1	1.3
-100	165.4	100	73	27	55	14	15	63	10	35	-	M10	1	1.35
-SLN12-75	140.4	75	48	27	60	16	20	63	12	40	-	M10	1	1.32
-100	165.4	100	73	27	60	16	20	63	12	40	-	M10	1	1.35
-SLN16-90	155.4	90	63	27	100	18	22	63	16	45	-	M12	1	1.5
-100	165.4	100	73	27	100	18	22	63	16	45	-	M12	1	1.55
-150	215.4	150	123	27	100	18	22	63	16	38	45	M10	2	1.7
-200	265.4	200	173	27	100	18	22	63	16	38	45	M10	2	2
-SLN20-90	155.4	90	63	27	100	20	25	63	20	50	-	M12	1	1.6
-100	165.4	100	73	27	100	20	25	63	20	50	-	M12	1	1.65
-150	215.4	150	123	27	100	20	25	63	20	45	50	M12	2	1.8
-200	265.4	200	173	27	100	20	25	63	20	45	50	M12	2	2
-SLN25-90	155.4	90	63	27	110	25	24	63	25	55	-	M12	1	2.5
-100	165.4	100	73	27	110	25	24	63	25	55	-	M12	1	2.6
-150	215.4	150	123	27	110	25	24	63	25	50	55	M12	2	2.8
-200	265.4	200	173	27	110	25	24	63	25	50	55	M12	2	3
-SLN32-100	165.4	100	73	27	120	28	24	63	32	65	-	M16	1	2.75
-150	215.4	150	123	27	120	28	24	63	32	58	63	M16	2	3
-200	265.4	200	173	27	120	28	24	63	32	58	63	M16	2	3.2
-SLN40-105	170.4	105	78	27	120	32	30	63	40	73	-	M16	1	3.5
-150	215.4	150	123	27	120	32	30	63	40	73	-	M16	1	4
-200	265.4	200	173	27	120	32	30	63	40	73	-	M16	2	4.5
-SLN42-110	175.4	110	83	27	120	32	30	63	42	73	-	M16	1	3.8

特点:

注:

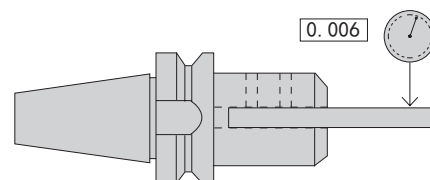
- ◎ 本体锥柄规格: JIS MAS 403 BT
- ◎ 孔径公差 H5
- ◎ 刚性夹持, 用于重切削
- ◎ 侧固式刀柄被用作刀具的工具刀柄
- ◎ 装入刀具时, 刀具的槽口平面部分与刀柄的侧固螺钉对齐, 强力锁定
- ◎ 拉钉须另行购买

规格说明:
BT40 - SLN - 6 - 75

- L1 长度 Length (L1)
- 刀杆直径 Diameter
- 功能代号 Holder type
- 锥柄形式 Taper size

Features:

- ◎ Spindle conicity standard: JIS MAS 403 BT.
- ◎ Aperture tolerance: H5.
- ◎ Used for remachining with rigidly grip.
- ◎ Face mill chuck used to be the holder of cutting tools.
- ◎ When attaching, cutting tools, with strong side aligned lock between the plane of the part and notch solid screws.
- ◎ The pull stud must purchase alone.

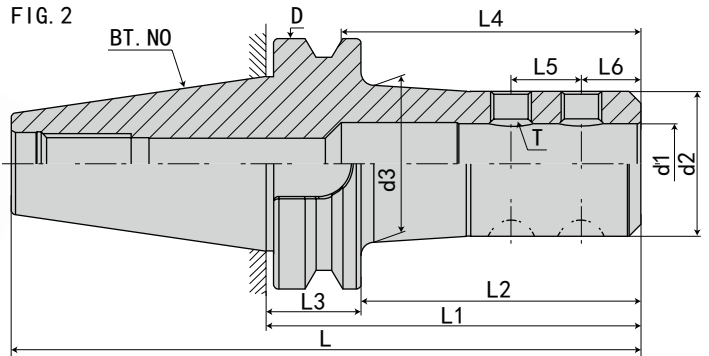
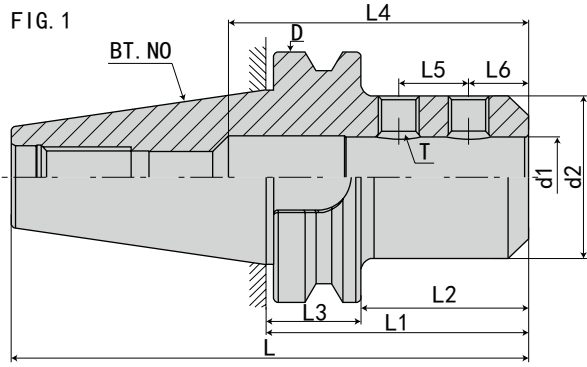


·BT50-SLN 侧固式刀柄

BT50-SLN SIDE LOCK END MILL HOLDER



扫描二维码观看产品视频



规格 Model	L	L1	L2	L3	L4	L5	L6	D	d1	d2	d3	T	Fig	重量 KGS
BT50- SLN6-100	201.8	100	62	38	50	10	12	100	6	25	-	M6	1	4.1
- SLN8-100	201.8	100	62	38	50	12	14	100	8	28	-	M8	1	4.15
-SLN10-100	201.8	100	62	38	55	14	15	100	10	35	-	M10	1	4.15
-SLN12-100	201.8	100	62	38	60	16	20	100	12	40	-	M10	1	4.15
-SLN16-100	201.8	100	62	38	100	18	22	100	16	45	-	M10	1	4.15
-150	251.8	150	112	38	100	18	22	100	16	38	45	M10	2	5
-200	301.8	200	162	38	100	18	22	100	16	38	45	M10	2	6.8
-250	351.8	250	212	38	100	18	22	100	16	38	45	M10	2	7
-300	401.8	300	262	38	100	18	22	100	16	38	45	M10	2	7.5
-SLN20-100	201.8	100	62	38	100	20	25	100	20	50	-	M12	1	4.8
-150	251.8	150	112	38	100	20	25	100	20	45	50	M12	2	5.8
-200	301.8	200	162	38	100	20	25	100	20	45	50	M12	2	6.9
-250	351.8	250	212	38	100	20	25	100	20	45	50	M12	2	7.3
-300	401.8	300	262	38	100	20	25	100	20	45	50	M12	2	7.8
-SLN25-100	201.8	100	62	38	110	25	24	100	25	60	-	M12	1	5.5
-150	251.8	150	112	38	110	25	24	100	25	50	55	M12	2	6
-200	301.8	200	162	38	110	25	24	100	25	50	55	M12	2	7
-250	351.8	250	212	38	110	25	24	100	25	50	55	M12	2	7.5
-300	401.8	300	262	38	110	25	24	100	25	50	55	M12	2	8
-350	451.8	350	312	38	110	25	24	100	25	50	55	M12	2	8.5

特点:

注:

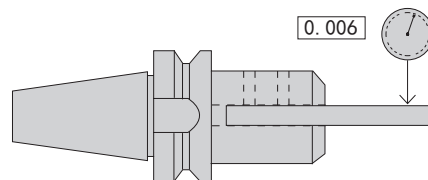
- ◎ 本体锥柄规格: JIS MAS 403 BT
- ◎ 孔径公差 H5
- ◎ 刚性夹持, 用于重切削
- ◎ 侧固式刀柄被用作刀具的工具刀柄
- ◎ 装入刀具时, 刀具的槽口平面部分与刀柄的侧固螺钉对齐, 强力锁定
- ◎ 拉钉须另行购买

规格说明:



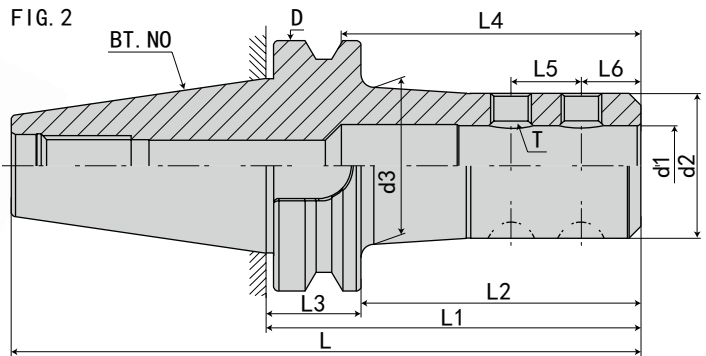
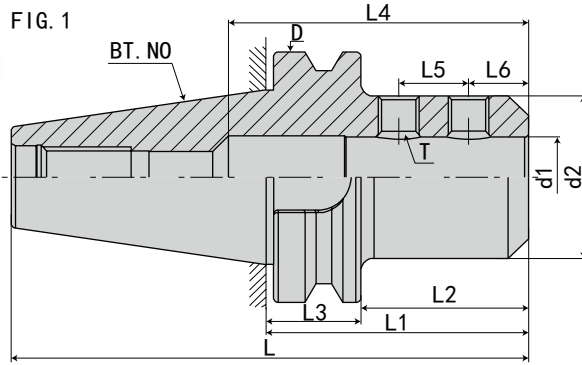
Features:

- ◎ Spindle conicity standard: JIS MAS 403 BT.
- ◎ Aperture tolerance: H5.
- ◎ Used for remachining with rigidly grip.
- ◎ Face mill chuck used to be the holder of cutting tools.
- ◎ When attaching, cutting tools, with strong side aligned lock between the plane of the part and notch solid screws.
- ◎ The pull stud must purchase alone.



·BT50-SLN 侧固式刀柄

BT50-SLN SIDE LOCK END MILL HOLDER



扫描二维码观看产品视频

规格 Model	L	L1	L2	L3	L4	L5	L6	D	d1	d2	d3	T	Fig	重量 KGS
BT50-SLN32-105	206.8	105	67	38	120	28	24	100	32	65	-	M16	1	6
-150	251.8	150	112	38	120	28	24	100	32	58	63	M16	2	6.5
-200	301.8	200	162	38	120	28	24	100	32	58	63	M16	2	7.5
-250	351.8	250	212	38	120	28	24	100	32	58	63	M16	2	8
-300	401.8	300	262	38	120	28	24	100	32	58	63	M16	2	8.5
-350	451.8	350	312	38	120	28	24	100	32	58	63	M16	2	9
- SLN40-115	216.8	115	77	38	120	32	30	100	40	80	-	M20	1	6.6
-150	251.8	150	112	38	120	32	30	100	40	70	75	M16	2	7
-200	301.8	200	162	38	120	32	30	100	40	70	75	M16	2	7.5
-250	351.8	250	212	38	120	32	30	100	40	70	75	M16	2	8
-300	401.8	300	262	38	120	32	30	100	40	70	75	M16	2	8.5
-350	451.8	350	312	38	120	32	30	100	40	70	75	M16	2	9
- SLN42-120	221.8	120	82	38	120	32	30	100	42	80	-	M20	1	6.5
-150	251.8	150	112	38	120	32	30	100	42	75	80	M20	1	7.5
-200	301.8	200	162	38	120	32	30	100	42	75	80	M20	1	8.5
- SLN50-120	221.8	120	82	38	120	35	35	100	50	90	-	M20	1	7.2
-150	251.8	150	112	38	120	35	35	100	50	85	90	M20	1	8.5
-200	301.8	200	162	38	120	35	35	100	50	85	90	M20	1	9.5
-SLN50.8-120	221.8	120	82	38	120	35	35	100	50.8	90	-	M20	1	7.3
-150	251.8	150	112	38	120	35	35	100	50.8	85	90	M20	1	8.5
-200	301.8	200	162	38	120	35	35	100	50.8	85	90	M20	1	9.5

特点:

注:

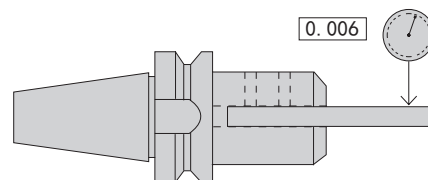
- ◎ 本体锥柄规格: JIS MAS 403 BT
- ◎ 孔径公差 H5
- ◎ 刚性夹持, 用于重切削
- ◎ 侧固式刀柄被用作刀具的工具刀柄
- ◎ 装入刀具时, 刀具的槽口平面部分与刀柄的侧固螺钉对齐, 强力锁定
- ◎ 拉钉须另行购买

规格说明:

- BT50 - SLN - 32 - 105**
- L1 长度 Length (L1)
 - 刀杆直径 Diameter
 - 功能代号 Side lock end mill holder type N
 - 锥柄形式 Taper size

Features:

- ◎ Spindle conicity standard: JIS MAS 403 BT.
- ◎ Aperture tolerance: H5.
- ◎ Used for remachining with rigidly grip.
- ◎ Face mill chuck used to be the holder of cutting tools.
- ◎ When attaching, cutting tools, with strong side aligned lock between the plane of the part and notch solid screws.
- ◎ The pull stud must purchase alone.

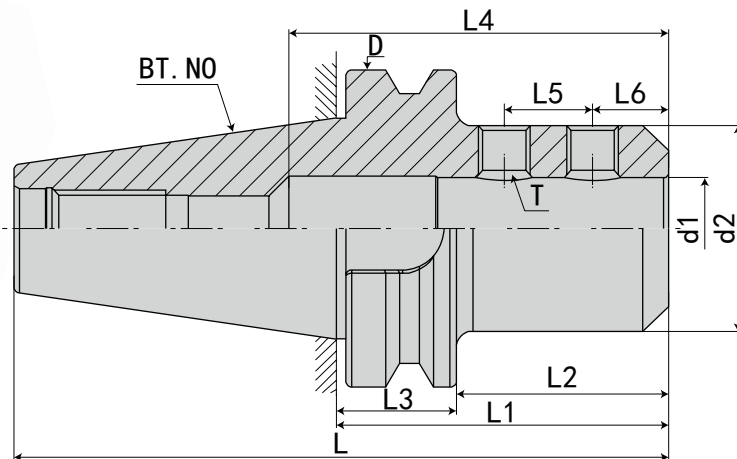


·BT60-SLN 侧固式刀柄

BT60-SLN SIDE LOCK END MILL HOLDER



扫描二维码观看产品视频



规格 Model	L	L1	L2	L3	L4	L5	L6	D	d1	d2	T	重量 KGS
BT60-SLN25 -135	296.8	135	87	48	110	25	24	155	25	60	M12	
-SLN32 -135	296.8	135	87	48	120	28	24	155	32	65	M16	
-SLN40 -135	296.8	135	87	48	120	32	30	155	40	80	M16	
-SLN42 -135	296.8	135	87	48	120	32	30	155	42	80	M20	
-SLN50 -135	296.8	135	87	48	120	35	35	155	50	90	M20	
-SLN50.8-135	296.8	135	87	48	120	35	35	155	50.8	90	M20	

特点:

注:

- ◎ 本体锥柄规格: JIS MAS 403 BT
- ◎ 孔径公差 H5
- ◎ 刚性夹持, 用于重切削
- ◎ 侧固式刀柄被用作刀具的工具刀柄
- ◎ 装入刀具时, 刀具的槽口平面部分与刀柄的侧固螺钉对齐, 强力锁定
- ◎ 拉钉须另行购买

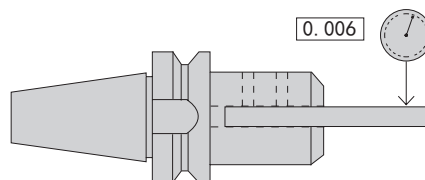
规格说明:

BT60 - SLN - 25 - 135

- L1 长度 Length (L1)
- 刀杆直径 Diameter
- 功能代号 Side lock end mill holder type N
- 锥柄形式 Taper size

Features:

- ◎ Spindle conicity standard: JIS MAS 403 BT.
- ◎ Aperture tolerance: H5.
- ◎ Used for remachining with rigidly grip.
- ◎ Face mill chuck used to be the holder of cutting tools.
- ◎ When attaching, cutting tools, with strong side aligned lock between the plane of the part and notch solid screws.
- ◎ The pull stud must purchase alone.

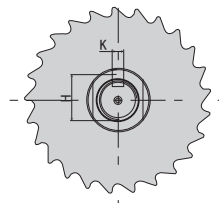
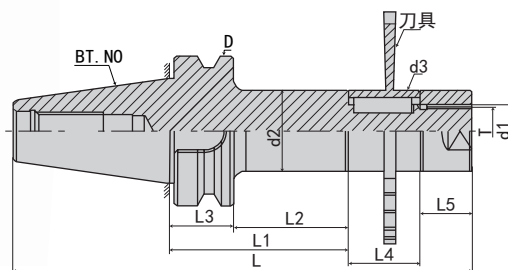


·BT-SCA 侧铣刀柄

BT-SCA SIDE CUTTER ADAPTET



扫描二维码观看产品视频



规格 Model	L	L1	L2	L3	L4	L5	D	d1	d2	d3	k	H	T	重量 KGS
BT30- SCA10- 60	150.4	60	38	22	30	12	46	10	18	18	-	-	M8×1.25P	0.8
- SCA16- 60	154.4	60	38	22	30	16	46	16	26	26	4	17.7	M14×1.5P	1
- SCA22- 60	160.4	60	38	22	30	22	46	22	34	34	6	24.3	M20×1.5P	1.2
- 75	175.4	75	53	22	30	22	46	22	34	34	6	24.3	M20×1.5P	1.4
BT40- SCA16- 60	171.4	60	33	27	30	16	63	16	26	26	4	17.7	M14×1.5P	1.5
- SCA22- 60	177.4	60	33	27	30	22	63	22	34	34	6	24.3	M20×1.5P	1.6
- 75	192.4	75	48	27	30	22	63	22	34	34	6	24.3	M20×1.5P	1.7
-120	237.4	120	93	27	30	22	63	22	34	34	6	24.3	M20×1.5P	2
- SCA27- 75	198.4	75	48	27	30	28	63	27	41	40	7	30	M24×1.5P	2.1
-120	243.4	120	93	27	30	28	63	27	41	40	7	30	M24×1.5P	2.5
- SCA32- 90	217.4	90	63	27	30	32	63	32	47	47	8	35	M30×1.5P	2.6
-SCA22.22- 75	192.4	75	48	27	30	22	63	22.22	34	34	3.17	24.6	M20×1.5P	1.7
-120	237.4	120	93	27	30	22	63	22.22	34	34	3.17	24.6	M20×1.5P	2
-SCA25.4- 75	198.4	75	48	27	30	28	63	25.4	41	40	6.35	28.4	M24×1.5P	2
-120	243.4	120	93	27	30	28	63	25.4	41	40	6.35	28.4	M24×1.5P	2.4
-SCA31.75- 90	217.4	90	63	27	30	32	63	31.75	47	47	7.93	34.8	M30×1.5P	2.6
BT50- SCA22- 90	243.8	90	52	38	30	22	100	22	34	34	6	24.3	M20×1.5P	4.4
-135	288.8	135	97	38	30	22	100	22	34	34	6	24.3	M20×1.5P	4.7
-180	333.8	180	142	38	30	22	100	22	34	34	6	24.3	M20×1.5P	5
- SCA27- 90	249.8	90	52	38	30	28	100	27	41	40	7	30	M24×1.5P	4.6
-135	294.8	135	97	38	30	28	100	27	41	40	7	30	M24×1.5P	5
-180	339.8	180	142	38	30	28	100	27	41	40	7	30	M24×1.5P	5.5
- SCA32- 90	253.8	90	52	38	30	32	100	32	47	47	8	35	M30×1.5P	4.7
-135	298.8	135	97	38	30	32	100	32	47	47	8	35	M30×1.5P	5.2
-180	343.8	180	142	38	30	32	100	32	47	47	8	35	M30×1.5P	5.7
- SCA40- 90	261.8	90	52	38	30	40	100	40	55	55	10	43.7	M36×2.0P	5
-135	306.8	135	97	38	30	40	100	40	55	55	10	43.7	M36×2.0P	6
-180	351.8	180	142	38	30	40	100	40	55	55	10	43.7	M36×2.0P	7
-SCA22.22- 90	243.8	90	52	38	30	22	100	22.22	34	34	3.17	24.6	M20×1.5P	4.4
-135	288.8	135	97	38	30	22	100	22.22	34	34	3.17	24.6	M20×1.5P	4.7
- SCA25.4- 90	249.8	90	52	38	30	28	100	25.4	41	40	6.35	28.4	M24×1.5P	4.5
-135	294.8	135	97	38	30	28	100	25.4	41	40	6.35	28.4	M24×1.5P	4.9
-SCA31.75- 90	253.8	90	52	38	30	32	100	31.75	47	47	7.93	34.8	M30×1.5P	4.7
-135	298.8	135	97	38	30	32	100	31.75	47	47	7.93	34.8	M30×1.5P	5.2
-SCA38.10- 90	261.8	90	52	38	30	40	100	38.1	55	55	9.52	42.4	M36×2.0P	4.9
-135	306.8	135	97	38	30	40	100	38.1	55	55	9.52	42.4	M36×2.0P	5.9

特点:

注:

- ◎ 割槽刀, 三面刃铣刀等使用时, 为使用刀具与刀杆紧密接触, 请调整垫片
- ◎ 选购刀柄, 根据加工需要请确认装锯片卡位大小。不附带拉钉
- ◎ 拉钉须另行购买

规格说明:
BT30 - SCA - 10 - 60

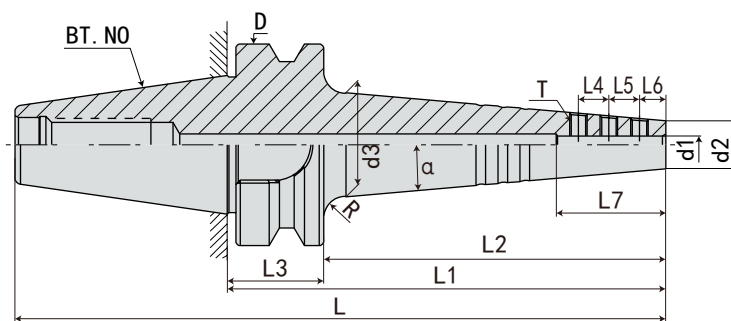
- L1 长度 Length (L1)
- 刀片内孔直径 Diameter
- 功能代号 Holder type
- 锥柄形式 Taper size

Features:

- ◎ Shears the trough knife, when uses and so on three edge milling cutters, is uses the cutting tool and the cutter bar contacts closely, requests transfer the entire filling piece.
- ◎ Selects and purchases the hilt, according to the processing needs please to confirm that installs the saw blade jamming size. Does not supplement the puller bolt to select.
- ◎ The pull stud must purchase alone.

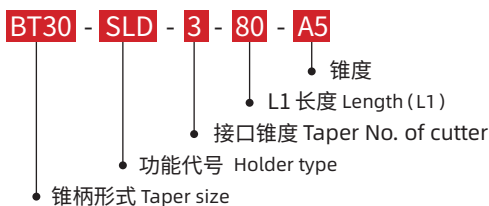
·BT30-SLD 小径侧固刀柄

BT30-SLD SMALL DIAMETER SIDE LOCK TOOL HOLDER



规格 Model	L	L1	L2	L3	L4	L5	L6	L7	D	d1	d2	d3	T	α	R	重量 KGS
BT30-SLD3- 80-A5	128.4	80	58	22	6	6	6	18	46	3	9	18.5	M3.5*3*0.35P*T6	5°	5	
-100-A5	148.4	100	78	22	6	6	6	18	46	3	9	22	M3.5*3*0.35P*T6	5°	5	
-SLD4- 80-A5	128.4	80	58	22	7	7	6	20	46	4	11	20.5	M4*2.8*0.5P*H2	5°	5	
-100-A5	148.4	100	78	22	7	7	6	20	46	4	11	24	M4*2.8*0.5P*H2	5°	5	
-SLD6- 80-A5	128.4	80	58	22	8	8	6	22	46	6	13	22.5	M5*4*0.5P*H2.5	5°	5	
-100-A5	148.4	100	78	22	8	8	6	22	46	6	13	25.5	M5*4*0.5P*H2.5	5°	5	
-SLD8- 80-A5	128.4	80	58	22	10	10	7	27	46	8	15	24.5	M5*4*0.5P*H2.5	5°	5	
-100-A5	148.4	100	78	22	10	10	7	27	46	8	15	28	M5*4*0.5P*H2.5	5°	5	

规格说明:



SLD 侧固式刀柄延长杆专用螺丝:

SLD side fixed extension rod special screw

规格 Model	使用孔径 D Using aperture
M3.5×3×P0.35×T6	D3
M4×2.8×P0.5×T8	D4
M4×4×P0.5×T8	D4
M5×3.5×P0.5×T10	D6
M5×5×P0.5×T10	D6 D8 D10
M6×4×P0.75×T15	D12
M6×6×P0.75×T15	D12
M8×5×P0.75×L4	D16 D20
M4×2.8×P0.5×H2	D4
M5×4×P0.5×H2.5	D6 D8 D10
M6×4×P0.75×H3	D12
M6×5×P0.75×H3	D12

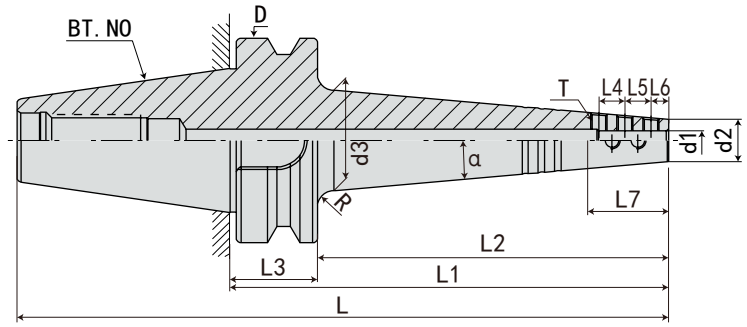
备注：梅花扳手“T”，六角扳手“H”

六角扳手：更大的锁紧力（需注意控制尺寸）

梅花扳手：使用更方便

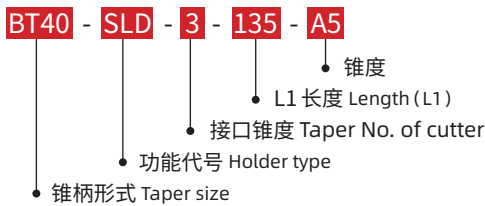
·BT40-SLD 小径侧固刀柄

BT40-SLD SMALL DIAMETER SIDE LOCK TOOL HOLDER



规格 Model	L	L1	L2	L3	L4	L5	L6	L7	D	d1	d2	d3	T	α	R	重量 KGS
BT40-SLD3-135-A5	200.4	135	108	27	6	6	6	18	63	3	9	27	M3.5*3*0.35P*T6	5°	5	
- SLD4-135-A5	200.4	135	108	27	7	7	6	20	63	4	11	29	M4*2.8*0.5P*H2	5°	5	
- SLD6-135-A5	200.4	135	108	27	8	8	6	22	63	6	13	31	M5*4*0.5P*H2.5	5°	5	
-150-A5	215.4	150	123	27	8	8	6	22	63	6	13	33.5	M5*4*0.5P*H2.5	5°	5	
-200-A5	265.4	200	173	27	8	8	6	22	63	6	13	41.5	M5*4*0.5P*H2.5	5°	5	
- SLD8-135-A5	200.4	135	108	27	10	10	7	27	63	8	15	33	M5*4*0.5P*H2.5	5°	5	
-150-A5	215.4	150	123	27	10	10	7	27	63	8	15	35.5	M5*4*0.5P*H2.5	5°	5	
-200-A5	265.4	200	173	27	10	10	7	27	63	8	15	43.5	M5*4*0.5P*H2.5	5°	5	
-SLD10-135-A5	200.4	135	108	27	10	10	10	35	63	10	17	35	M5*4*0.5P*H2.5	5°	5	
-150-A5	215.4	150	123	27	10	10	10	35	63	10	17	37.5	M5*4*0.5P*H2.5	5°	5	
-200-A5	265.4	200	173	27	10	10	10	35	63	10	17	45.5	M5*4*0.5P*H2.5	5°	5	
-SLD12-135-A5	200.4	135	108	27	10	10	10	45	63	12	22	40	M6*5*0.75P*H3	5°	5	
-150-A5	215.4	150	123	27	10	10	10	45	63	12	22	42.5	M6*5*0.75P*H3	5°	5	
-200-A5	265.4	200	173	27	10	10	10	45	63	12	22	50.5	M6*5*0.75P*H3	5°	5	
- SLD6-150-A3	215.4	150	123	27	8	8	6	22	63	6	13	25.5	M5*4*0.5P*H2.5	3°	5	
-200-A3	265.4	200	173	27	8	8	6	22	63	6	13	30.5	M5*4*0.5P*H2.5	3°	5	
- SLD8-150-A3	215.4	150	123	27	10	10	7	27	63	8	15	27.5	M5*4*0.5P*H2.5	3°	5	
-200-A3	265.4	200	173	27	10	10	7	27	63	8	15	32.5	M5*4*0.5P*H2.5	3°	5	
-SLD10-150-A3	215.4	150	123	27	10	10	10	35	63	10	17	29.5	M5*4*0.5P*H2.5	3°	5	
-200-A3	265.4	200	173	27	10	10	10	35	63	10	17	34.5	M5*4*0.5P*H2.5	3°	5	

规格说明:



SLD 侧固式刀柄延长杆专用螺丝:

SLD side fixed extension rod special screw

规格 Model	使用孔径 D Using aperture
M3.5×3×P0.35×T6	D3
M4×2.8×P0.5×T8	D4
M4×4×P0.5×T8	D4
M5×3.5×P0.5×T10	D6
M5×5×P0.5×T10	D6 D8 D10
M6×4×P0.75×T15	D12
M6×6×P0.75×T15	D12
M8×5×P0.75×L4	D16 D20
M4×2.8×P0.5×H2	D4
M5×4×P0.5×H2.5	D6 D8 D10
M6×4×P0.75×H3	D12
M6×5×P0.75×H3	D12

备注: 梅花扳手 "T", 六角扳手 "H"

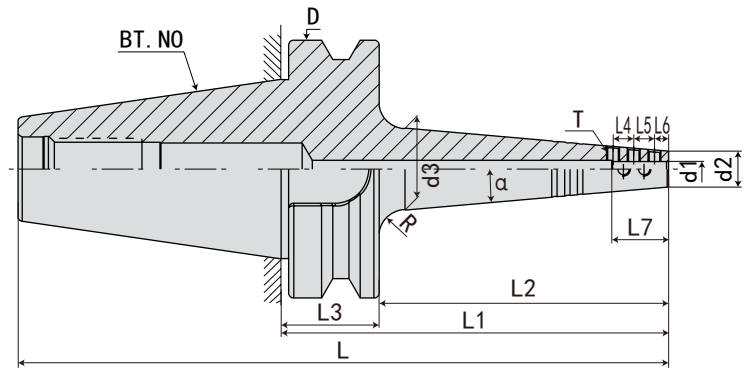
六角扳手: 更大的锁紧力 (需注意控制尺寸)

梅花扳手: 使用更方便

E
BT SHANK SYSTEMS
BT 刀柄系列

·BT50-SLD 小径侧固刀柄

BT50-SLD SMALL DIAMETER SIDE LOCK TOOL HOLDER



规格 Model	L	L1	L2	L3	L4	L5	L6	L7	D	d1	d2	d3	T	α	R	重量 KGS
BT50- SLD4-150-A5	251.8	150	112	38	7	7	6	20	100	4	12	30	M4*2.8*0.5P*H2	5°	10	
-200-A5	301.8	200	162	38	7	7	6	20	100	4	12	38.5	M4*2.8*0.5P*H2	5°	10	
-250-A5	351.8	250	212	38	7	7	6	20	100	4	12	47.5	M4*2.8*0.5P*H2	5°	10	
-300-A5	401.8	300	262	38	7	7	6	20	100	4	12	56	M4*2.8*0.5P*H2	5°	10	
- SLD6-150-A5	251.8	150	112	38	8	8	6	22	100	6	14	32	M5*4*0.5P*H2.5	5°	10	
-200-A5	301.8	200	162	38	8	8	6	22	100	6	14	40.5	M5*4*0.5P*H2.5	5°	10	
-250-A5	351.8	250	212	38	8	8	6	22	100	6	14	49.5	M5*4*0.5P*H2.5	5°	10	
-300-A5	401.8	300	262	38	8	8	6	22	100	6	14	58	M5*4*0.5P*H2.5	5°	10	
- SLD8-150-A5	251.8	150	112	38	10	10	7	27	100	8	16	34	M5*4*0.5P*H2.5	5°	10	
-200-A5	301.8	200	162	38	10	10	7	27	100	8	16	42.5	M5*4*0.5P*H2.5	5°	10	
-250-A5	351.8	250	212	38	10	10	7	27	100	8	16	51.5	M5*4*0.5P*H2.5	5°	10	
-300-A5	401.8	300	262	38	10	10	7	27	100	8	16	60	M5*4*0.5P*H2.5	5°	10	
-SLD10-150-A5	251.8	150	112	38	10	10	10	35	100	10	18	36	M5*4*0.5P*H2.5	5°	10	
-200-A5	301.8	200	162	38	10	10	10	35	100	10	18	44.5	M5*4*0.5P*H2.5	5°	10	
-250-A5	351.8	250	212	38	10	10	10	35	100	10	18	53.5	M5*4*0.5P*H2.5	5°	10	
-300-A5	401.8	300	262	38	10	10	10	35	100	10	18	62	M5*4*0.5P*H2.5	5°	10	
-SLD12-150-A5	251.8	150	112	38	10	10	10	45	100	12	22	40	M6*5*0.75P*H3	5°	10	
-200-A5	301.8	200	162	38	10	10	10	45	100	12	22	48.5	M6*5*0.75P*H3	5°	10	
-250-A5	351.8	250	212	38	10	10	10	45	100	12	22	57.5	M6*5*0.75P*H3	5°	10	
-300-A5	401.8	300	262	38	10	10	10	45	100	12	22	66	M6*5*0.75P*H3	5°	10	
-SLD16-150-A5	251.8	150	112	38	12	12	10	50	100	16	26	44	M8*5*0.75P*L4	5°	10	
-200-A5	301.8	200	162	38	12	12	10	50	100	16	26	52.5	M8*5*0.75P*L4	5°	10	
-250-A5	351.8	250	212	38	12	12	10	50	100	16	26	61.5	M8*5*0.75P*L4	5°	10	
-300-A5	401.8	300	262	38	12	12	10	50	100	16	26	70	M8*5*0.75P*L4	5°	10	
-SLD20-150-A5	251.8	150	112	38	12	12	10	55	100	20	30	48	M8*5*0.75P*L4	5°	10	
-200-A5	301.8	200	162	38	12	12	10	55	100	20	30	56.5	M8*5*0.75P*L4	5°	10	
-250-A5	351.8	250	212	38	12	12	10	55	100	20	30	65.5	M8*5*0.75P*L4	5°	10	
-300-A5	401.8	300	262	38	12	12	10	55	100	20	30	74	M8*5*0.75P*L4	5°	10	

规格说明:

BT50 - SLD - 4 - 150 - A5



备注：梅花扳手“T”，六角扳手“H”
六角扳手：更大的锁紧力（需注意控制尺寸）
梅花扳手：使用更方便

SLD 侧固式刀柄延长杆专用螺丝:

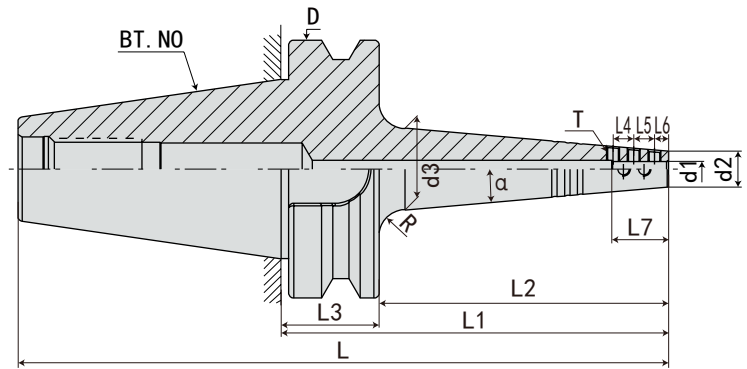
SLD side fixed extension rod special screw

规格 Model	使用孔径 D Using aperture
M3.5×3×P0.35×T6	D3
M4×2.8×P0.5×T8	D4
M4×4×P0.5×T8	D4
M5×3.5×P0.5×T10	D6
M5×5×P0.5×T10	D6 D8 D10
M6×4×P0.75×T15	D12
M6×6×P0.75×T15	D12
M8×5×P0.75×L4	D16 D20
M4×2.8×P0.5×H2	D4
M5×4×P0.5×H2.5	D6 D8 D10
M6×4×P0.75×H3	D12
M6×5×P0.75×H3	D12



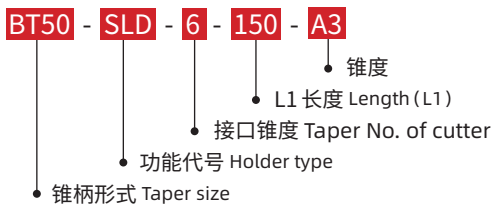
·BT50-SLD 小径侧固刀柄

BT50-SLD SMALL DIAMETER SIDE LOCK TOOL HOLDER



规格 Model	L	L1	L2	L3	L4	L5	L6	L7	D	d1	d2	d3	T	α	R	重量 KGS
BT50-SLD6-150-A3	251.8	150	112	38	8	8	6	22	100	6	14	25	M5*4*0.5P*H2.5	3°	10	
-200-A3	301.8	200	162	38	8	8	6	22	100	6	14	30	M5*4*0.5P*H2.5	3°	10	
-250-A3	351.8	250	212	38	8	8	6	22	100	6	14	35	M5*4*0.5P*H2.5	3°	10	
-300-A3	401.8	300	262	38	8	8	6	22	100	6	14	40	M5*4*0.5P*H2.5	3°	10	
- SLD8-150-A3	251.8	150	112	38	10	10	7	27	100	8	16	27	M5*4*0.5P*H2.5	3°	10	
-200-A3	301.8	200	162	38	10	10	7	27	100	8	16	32	M5*4*0.5P*H2.5	3°	10	
-250-A3	351.8	250	212	38	10	10	7	27	100	8	16	37	M5*4*0.5P*H2.5	3°	10	
-300-A3	401.8	300	262	38	10	10	7	27	100	8	16	42	M5*4*0.5P*H2.5	3°	10	
-SLD10-150-A3	251.8	150	112	38	10	10	10	35	100	10	18	29	M5*4*0.5P*H2.5	3°	10	
-200-A3	301.8	200	162	38	10	10	10	35	100	10	18	34	M5*4*0.5P*H2.5	3°	10	
-250-A3	351.8	250	212	38	10	10	10	35	100	10	18	39	M5*4*0.5P*H2.5	3°	10	
-300-A3	401.8	300	262	38	10	10	10	35	100	10	18	44	M5*4*0.5P*H2.5	3°	10	
-SLD12-150-A3	251.8	150	112	38	10	10	10	45	100	12	22	33	M6*5*0.75P*H3	3°	10	
-200-A3	301.8	200	162	38	10	10	10	45	100	12	22	38	M6*5*0.75P*H3	3°	10	
-250-A3	351.8	250	212	38	10	10	10	45	100	12	22	43	M6*5*0.75P*H3	3°	10	
-300-A3	401.8	300	262	38	10	10	10	45	100	12	22	48	M6*5*0.75P*H3	3°	10	

规格说明:



SLD 侧固式刀柄延长杆专用螺丝:

SLD side fixed extension rod special screw

规格 Model	使用孔径 D Using aperture
M3.5×3×P0.35×T6	D3
M4×2.8×P0.5×T8	D4
M4×4×P0.5×T8	D4
M5×3.5×P0.5×T10	D6
M5×5×P0.5×T10	D6 D8 D10
M6×4×P0.75×T15	D12
M6×6×P0.75×T15	D12
M8×5×P0.75×L4	D16 D20
M4×2.8×P0.5×H2	D4
M5×4×P0.5×H2.5	D6 D8 D10
M6×4×P0.75×H3	D12
M6×5×P0.75×H3	D12


备注: 梅花扳手 "T", 六角扳手 "H"

六角扳手: 更大的锁紧力 (需注意控制尺寸)

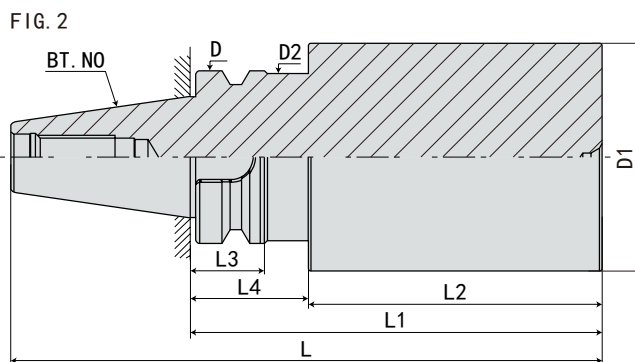
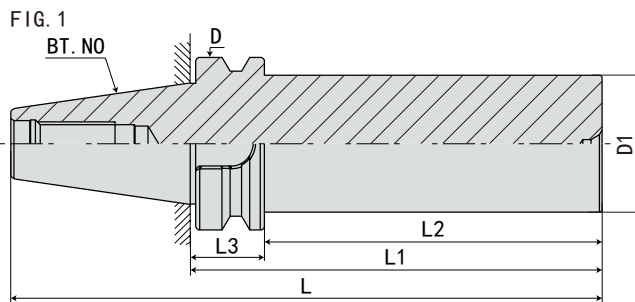
梅花扳手: 使用更方便

·BT30- 基础柄刀柄

BT30 SEMI-FINISHED TOOL HOLDER



» P.J19



规格 Model	L	L1	L2	L3	L4	D	D1	D2	FIG	重量 KGS
BT30- D40-100	148.4	100	78	22	-	46	40	-	1	
-125	173.4	125	103	22	-	46	40	-	1	
-150	198.4	150	128	22	-	46	40	-	1	
-175	223.4	175	153	22	-	46	40	-	1	
-200	248.4	200	178	22	-	46	40	-	1	
-225	273.4	225	203	22	-	46	40	-	1	
-250	298.4	250	228	22	-	46	40	-	1	
- D63-100	148.4	100	68	22	32	46	63	44	2	
-125	173.4	125	93	22	32	46	63	44	2	
-150	198.4	150	118	22	32	46	63	44	2	
-175	223.4	175	143	22	32	46	63	44	2	
-200	248.4	200	168	22	32	46	63	44	2	
-225	273.4	225	193	22	32	46	63	44	2	
-250	298.4	250	218	22	32	46	63	44	2	
-275	323.4	275	243	22	32	46	63	44	2	
-300	348.4	300	268	22	32	46	63	44	2	
- D83-100	148.4	100	68	22	32	46	83	44	2	
-125	173.4	125	93	22	32	46	83	44	2	
-150	198.4	150	118	22	32	46	83	44	2	
-175	223.4	175	143	22	32	46	83	44	2	
-200	248.4	200	168	22	32	46	83	44	2	
-225	273.4	225	193	22	32	46	83	44	2	
-250	298.4	250	218	22	32	46	83	44	2	
-275	323.4	275	243	22	32	46	83	44	2	
-300	348.4	300	268	22	32	46	83	44	2	
-D102-100	148.4	100	68	22	32	46	102	44	2	
-125	173.4	125	93	22	32	46	102	44	2	
-150	198.4	150	118	22	32	46	102	44	2	
-200	248.4	200	168	22	32	46	102	44	2	
-D127-100	148.4	100	68	22	32	46	127	44	2	
-130	178.4	130	98	22	32	46	127	44	2	

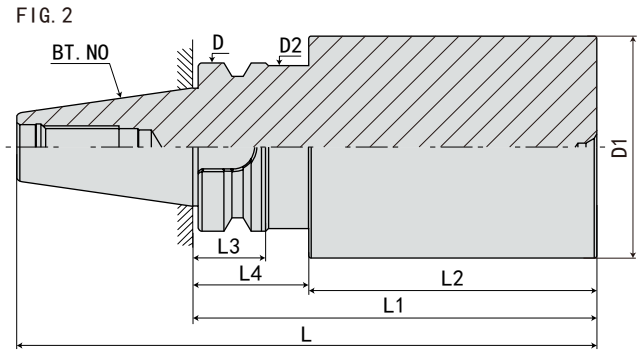
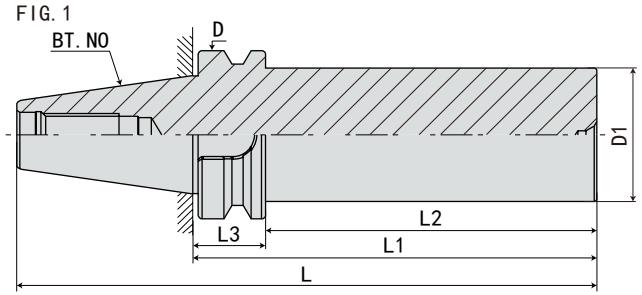

规格说明:

BT30 - D - 40 - 100

- L1 长度 Length (L1)
- 刀杆直径 Diameter
- 功能代号 Holder type
- 锥柄形式 Taper size

·BT40- 基础柄刀柄

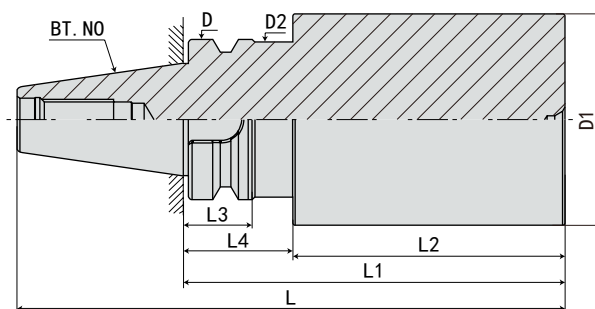

BT40 SEMI-FINISHED TOOL HOLDER



规格 Model	L	L1	L2	L3	L4	D	D1	D2	FIG	重量 KGS
BT40-D40-100	165.4	100	73	27	-	63	40	-	1	
-125	190.4	125	98	27	-	63	40	-	1	
-150	215.4	150	123	27	-	63	40	-	1	
-175	240.4	175	148	27	-	63	40	-	1	
-200	265.4	200	173	27	-	63	40	-	1	
-225	290.4	225	198	27	-	63	40	-	1	
-250	315.4	250	223	27	-	63	40	-	1	
-275	340.4	275	248	27	-	63	40	-	1	
-300	365.4	300	273	27	-	63	40	-	1	
-330	395.4	330	303	27	-	63	40	-	1	
-D50-100	165.4	100	73	27	-	63	50	-	1	
-125	190.4	125	98	27	-	63	50	-	1	
-150	215.4	150	123	27	-	63	50	-	1	
-175	240.4	175	148	27	-	63	50	-	1	
-200	265.4	200	173	27	-	63	50	-	1	
-225	290.4	225	198	27	-	63	50	-	1	
-250	315.4	250	223	27	-	63	50	-	1	
-275	340.4	275	248	27	-	63	50	-	1	
-300	365.4	300	273	27	-	63	50	-	1	
-330	395.4	330	303	27	-	63	50	-	1	
-D63-100	165.4	100	63	27	37	63	63	61	2	
-125	190.4	125	88	27	37	63	63	61	2	
-150	215.4	150	113	27	37	63	63	61	2	
-175	240.4	175	138	27	37	63	63	61	2	
-200	265.4	200	163	27	37	63	63	61	2	
-225	290.4	225	188	27	37	63	63	61	2	
-250	315.4	250	213	27	37	63	63	61	2	
-275	340.4	275	238	27	37	63	63	61	2	
-300	365.4	300	263	27	37	63	63	61	2	
-330	395.4	330	293	27	37	63	63	61	2	
-D73-100	165.4	100	63	27	37	63	73	61	2	
-125	190.4	125	88	27	37	63	73	61	2	
-150	215.4	150	113	27	37	63	73	61	2	
-175	240.4	175	138	27	37	63	73	61	2	
-200	265.4	200	163	27	37	63	73	61	2	
-225	290.4	225	188	27	37	63	73	61	2	
-250	315.4	250	213	27	37	63	73	61	2	
-275	340.4	275	238	27	37	63	73	61	2	
-300	365.4	300	263	27	37	63	73	61	2	
-330	395.4	330	293	27	37	63	73	61	2	

·BT40- 基础柄刀柄

BT40 SEMI-FINISHED TOOL HOLDER



规格 Model	L	L1	L2	L3	L4	D	D1	D2	重量 KGS
BT40- D83-100	165.4	100	63	27	37	63	83	61	
-125	190.4	125	88	27	37	63	83	61	
-150	215.4	150	113	27	37	63	83	61	
-175	240.4	175	138	27	37	63	83	61	
-200	265.4	200	163	27	37	63	83	61	
-225	290.4	225	188	27	37	63	83	61	
-250	315.4	250	213	27	37	63	83	61	
-275	340.4	275	238	27	37	63	83	61	
-300	365.4	300	263	27	37	63	83	61	
-330	395.4	330	293	27	37	63	83	61	
- D92-100	165.4	100	63	27	37	63	92	61	
-125	190.4	125	88	27	37	63	92	61	
-150	215.4	150	113	27	37	63	92	61	
-175	240.4	175	138	27	37	63	92	61	
-200	265.4	200	163	27	37	63	92	61	
-225	290.4	225	188	27	37	63	92	61	
-250	315.4	250	213	27	37	63	92	61	
-275	340.4	275	238	27	37	63	92	61	
-300	365.4	300	263	27	37	63	92	61	
-330	395.4	330	293	27	37	63	92	61	
-D102-100	165.4	100	63	27	37	63	102	61	
-125	190.4	125	88	27	37	63	102	61	
-150	215.4	150	113	27	37	63	102	61	
-175	240.4	175	138	27	37	63	102	61	
-200	265.4	200	163	27	37	63	102	61	
-225	290.4	225	188	27	37	63	102	61	
-250	315.4	250	213	27	37	63	102	61	
-275	340.4	275	238	27	37	63	102	61	
-300	365.4	300	263	27	37	63	102	61	
-330	395.4	330	293	27	37	63	102	61	
-D127-100	165.4	100	63	27	37	63	127	61	
-130	195.4	130	93	27	37	63	127	61	
-150	215.4	150	113	27	37	63	127	61	
-200	265.4	200	163	27	37	63	127	61	
-110	175.4	110	73	27	37	63	157	61	
-160	225.4	160	123	27	37	63	157	61	
-210	275.4	210	173	27	37	63	157	61	
-260	325.4	260	223	27	37	63	157	61	

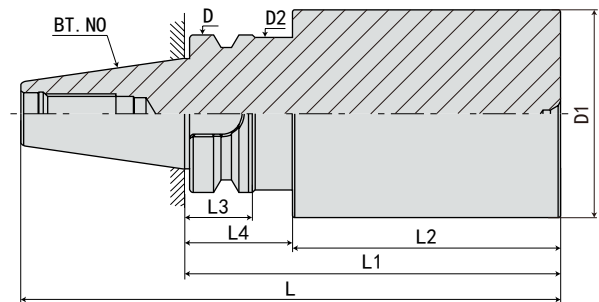

规格说明:

BT40 - D - 83 - 100

- L1 长度 Length (L1)
- 刀杆直径 Diameter
- 功能代号 Holder type
- 锥柄形式 Taper size

·BT50- 基础柄刀柄

BT50 SEMI-FINISHED TOOL HOLDER



规格 Model	L	L1	L2	L3	L4	D	D1	D2	重量 KGS
BT50-D102-110	211.8	110	62	38	48	100	102	98	
-160	261.8	160	112	38	48	100	102	98	
-210	311.8	210	162	38	48	100	102	98	
-260	361.8	260	212	38	48	100	102	98	
-310	411.8	310	262	38	48	100	102	98	
-D127-110	211.8	110	62	38	48	100	127	98	
-160	261.8	160	112	38	48	100	127	98	
-210	311.8	210	162	38	48	100	127	98	
-260	361.8	260	212	38	48	100	127	98	
-310	411.8	310	262	38	48	100	127	98	
-D157-110	211.8	110	62	38	48	100	157	98	
-160	261.8	160	112	38	48	100	157	98	
-210	311.8	210	162	38	48	100	157	98	
-260	361.8	260	212	38	48	100	157	98	
-310	411.8	310	262	38	48	100	157	98	

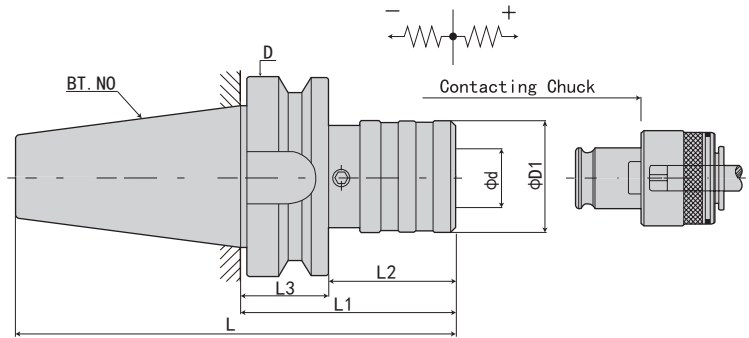
规格说明:

BT50 - D - 102 - 110

- L1 长度 Length (L1)
- 刀杆直径 Diameter
- 功能代号 Holder type
- 锥柄形式 Taper size

·BT-TC 伸缩扭力攻丝刀柄

BT-TC TAPPING CHUCK WITH LENGTH COMPENSATION



规格 Model	攻牙范围 Gripl range	L	L1	L2	L3	D	D1	d	夹头名称 Collet name	重量 KGS
BT30-TC12- 71	M3-M12	119.4	71	49	22	46	36	19	TC312	
-TC20- 91	M8-M20	139.4	91	69	22	46	53	31	TC820	
BT40-TC12- 76	M3-M12	141.4	76	49	27	63	36	19	TC312	
-TC20- 96	M8-M20	161.4	96	69	27	63	53	31	TC820	
-TC33-138	M14-M33	203.4	138	111	27	63	78	48	TC1433	
BT50-TC12- 86	M3-M12	187.4	86	48	38	100	36	19	TC312	
-TC20-106	M8-M20	207.8	106	68	38	100	53	31	TC820	
-TC33-148	M14-M33	249.8	148	110	38	100	78	48	TC1433	


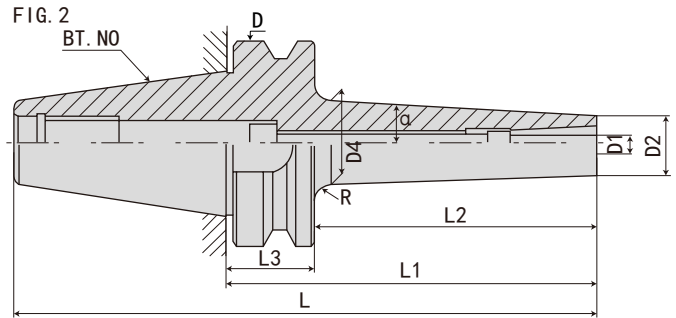
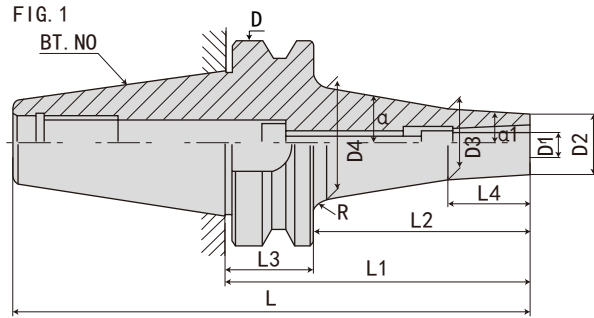
规格说明:

BT30 - TC - 12 - 71

- L1 长度 Length (L1)
- 攻丝范围 Tapping range
- 功能代号 Holder type
- 锥柄形式 Taper size

·BT30-DC 后拉式刀柄

BT30-DC BACK LOCKING COLLET HOLDER



规格 Model	L	L1	L2	L3	L4	D	D1	D2	D3	D4	α	α_1	R	FIG	夹持范围 Range	重量 KGS
BT30- DC6- 60	108.4	60	38	22	-	46		13	-	16.5	3°	-	5	2	2-6mm	
- 90	138.4	90	68	22	-	46		13	-	19.5	3°	-	5	2	2-6mm	
-120	168.4	120	98	22	-	46		13	-	23	3°	-	5	2	2-6mm	
- DC8- 60	108.4	60	38	22	-	46		15	-	18.5	3°	-	5	2	2-8mm	
- 90	138.4	90	68	22	-	46		15	-	21.5	3°	-	5	2	2-8mm	
-120	168.4	120	98	22	-	46		15	-	24.5	3°	-	5	2	2-8mm	
-DC10- 90	138.4	90	68	22	-	46		22	-	29	3°	-	5	2	3-10mm	
-105	153.4	105	83	22		46		22		30	3°		5	1	3-10mm	
-DC12- 60	108.4	60	38	22	-	46		30	-	33.5	3°	-	5	2	3-12mm	
- 90	108.4	60	68	22	-	46		30	-	36.5	3°	-	5	2	3-12mm	

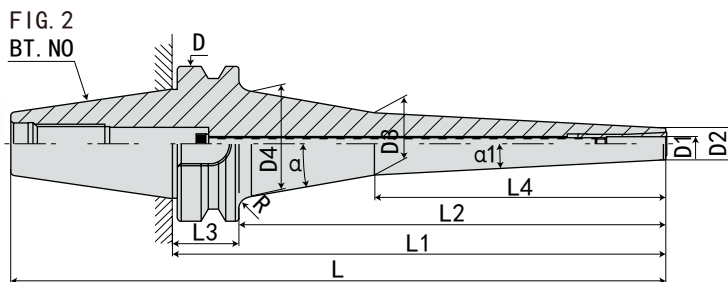
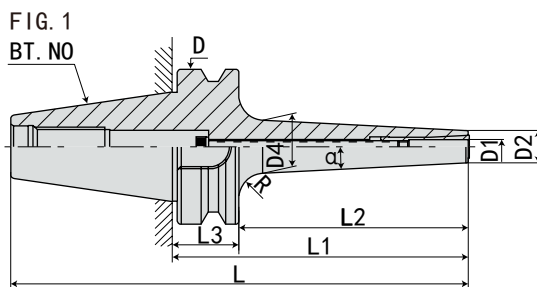
规格说明:

BT30 - DC - 6 - 60

- L1 长度 Length (L1)
- 夹持范围 Clamping Range
- 功能代号 Holder type
- 锥柄形式 Taper size

·BT40-DC 后拉式刀柄

BT40-DC BACK LOCKING COLLET HOLDER



规格 Model	L	L1	L2	L3	L4	D	D1	D2	D3	D4	α	α1	R	FIG	夹持范围 Range	重量 KGS
BT40- DC6- 90	155.4	90	63	27	-	63		13	-	18.5	3°	-	10	2	2-6mm	
-120	185.4	120	93	27	-	63		13	-	21.5	3°	-	10	2	2-6mm	
-150	215.4	150	123	27	-	63		13	-	25	3°	-	10	2	2-6mm	
-200	265.4	200	173	27	118	63		13	25.5	43	10°	3°	5	1	2-6mm	
-250	315.4	250	223	27	168	63		13	30.5	48	10°	3°	5	1	2-6mm	
- DC8- 90	155.4	90	63	27	-	63		15	-	20.5	3°	-	10	2	2-8mm	
-120	185.4	120	93	27	-	63		15	-	23.5	3°	-	10	2	2-8mm	
-150	215.4	150	123	27	-	63		15	-	27	3°	-	10	2	2-8mm	
-200	265.4	200	173	27	118	63		15	27.5	45	10°	3°	5	1	2-8mm	
-250	315.4	250	223	27	168	63		15	32.5	50	10°	3°	5	1	2-8mm	
-DC10- 75	140.4	75	48	27	-	63		22	-	26	3°	-	10	2	3-10mm	
- 90	155.4	90	63	27	-	63		22	-	27.5	3°	-	10	2	3-10mm	
-120	185.4	120	93	27	-	63		22	-	30.5	3°	-	10	2	3-10mm	
-DC12- 90	155.4	90	63	27	-	63		30	-	35.5	3°	-	10	2	3-12mm	
-120	185.4	120	93	27	-	63		30	-	38.5	3°	-	10	2	3-12mm	
-150	215.4	150	123	27	-	63		30	-	42	3°	-	10	2	3-12mm	
-200	265.4	200	173	27	-	63		30	-	47.5	3°	-	5	2	3-12mm	

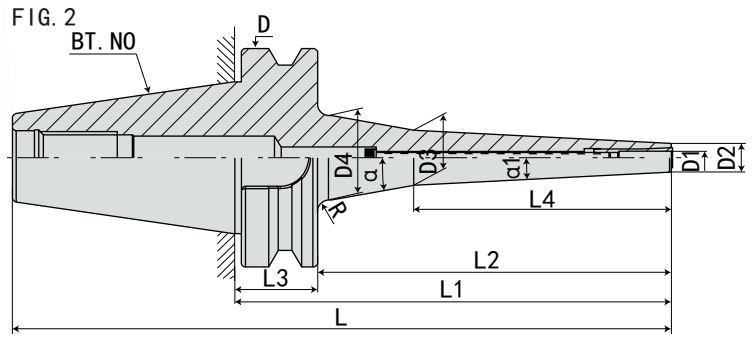
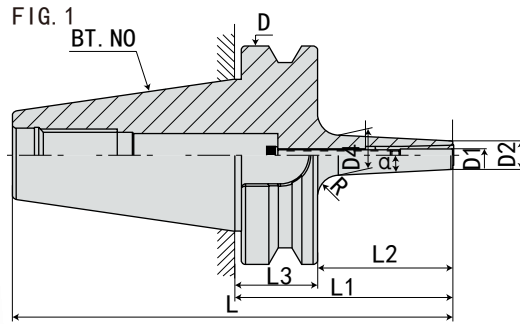
规格说明:

BT40 - DC - 6 - 90

- L1 长度 Length (L1)
- 夹持范围 Clamping Range
- 功能代号 Holder type
- 锥柄形式 Taper size

·BT50-DC 后拉式刀柄

BT50-DC BACK LOCKING COLLET HOLDER



规格 Model	L	L1	L2	L3	L4	D	D1	D2	D3	D4	α	α_1	R	FIG	夹持范围 Range	重量 KGS
BT50- DC6-100	201.8	100	62	38	-	100		13	-	18.5	3°	-	10	2	2-6mm	
-150	251.8	150	112	38	-	100		13	-	23.5	3°	-	10	2	2-6mm	
-200	301.8	200	162	38	102	100		13	23.5	41	10°	3°	10	1	2-6mm	
-250	351.8	250	212	38	152	100		13	29	46.5	10°	3°	10	1	2-6mm	
-300	401.8	300	262	38	202	100		13	34	51.5	10°	3°	10	1	2-6mm	
- DC8-100	201.8	100	62	38	-	100		15	-	20.5	3°	-	10	2	2-8mm	
-150	251.8	150	112	38	-	100		15	-	25.5	3°	-	10	2	2-8mm	
-200	301.8	200	162	38	102	100		15	25.5	43	10°	3°	10	1	2-8mm	
-250	351.8	250	212	38	152	100		15	31	48.5	10°	3°	10	1	2-8mm	
-300	401.8	300	262	38	202	100		15	36	53.5	10°	3°	10	1	2-8mm	
-DC10-100	201.8	100	62	38	-	100		22	-	27.5	3°	-	10	2	3-10mm	
-150	251.8	150	112	38	-	100		22	-	32.5	3°	-	10	2	3-10mm	
-200	301.8	200	162	38	102	100		22	32.5	50	10°	3°	10	1	3-10mm	
-DC12-100	201.8	100	62	38	-	100		30	-	35.5	3°	-	10	2	3-12mm	
-150	251.8	150	112	38	-	100		30	-	40.5	3°	-	10	2	3-12mm	
-200	301.8	200	162	38	102	100		30	40.5	58	10°	3°	10	1	3-12mm	
-250	351.8	250	212	38	152	100		30	46	63.5	10°	3°	10	1	3-12mm	
-300	401.8	300	262	38	202	100		30	51	68.5	10°	3°	10	1	3-12mm	

规格说明:

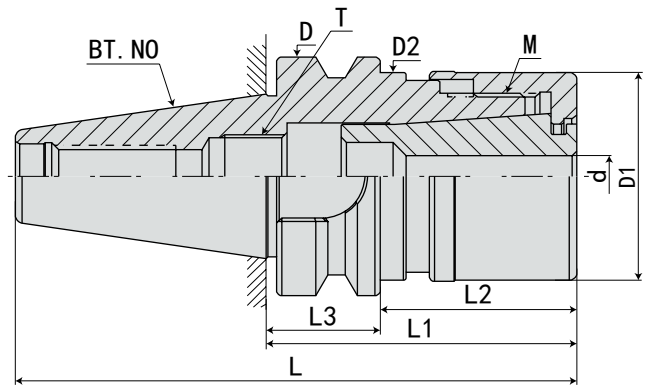
BT50 - DC - 6 - 100

- L1 长度 Length (L1)
- 夹持范围 Clamping Range
- 功能代号 Holder type
- 锥柄形式 Taper size

 E
 BT SHANK SYSTEMS
 BT 刀柄系列

·BT30-GSK 高速刀柄

BT30-GSK HIGH SPEED COLLET CHUCK



规格 Model	L	L1	L2	L3	D	D1	D2	M	夹持范围 Range	重量 KGS
BT30-GSK06- 60	108.4	60	38	22	46	19.5	20	M15.5*1.0P	2-6mm	0.51
- 75	123.4	75	53	22	46	19.5	20	M15.5*1.0P	2-6mm	0.53
- 90	138.4	90	68	22	46	19.5	20	M15.5*1.0P	2-6mm	0.55
-GSK10- 60	108.4	60	38	22	46	27.1	27.6	M21.5*1.0P	3-10mm	0.53
- 75	123.4	75	53	22	46	27.1	27.6	M21.5*1.0P	3-10mm	0.6
- 90	138.4	90	68	22	46	27.1	27.6	M21.5*1.0P	3-10mm	0.67
-120	168.4	120	98	22	46	27.1	27.6	M21.5*1.0P	3-10mm	0.74
-GSK13- 60	108.4	60	38	22	46	33	33.5	M27.0*1.0P	3-13mm	0.55
- 75	123.4	75	53	22	46	33	33.5	M27.0*1.0P	3-13mm	0.62
- 90	138.4	90	68	22	46	33	33.5	M27.0*1.0P	3-13mm	0.69
-120	168.4	120	98	22	46	33	33.5	M27.0*1.0P	3-13mm	0.76
-GSK16- 60	108.4	60	38	22	46	40	40.5	M32.0*1.0P	3-16mm	0.58
- 75	123.4	75	53	22	46	40	40.5	M32.0*1.0P	3-16mm	0.64
- 90	138.4	90	68	22	46	40	40.5	M32.0*1.0P	3-16mm	0.7
-120	168.4	120	98	22	46	40	40.5	M32.0*1.0P	3-16mm	0.76
-GSK20- 60	108.4	60	38	22	46	48	48.5	M40.0*1.0P	4-20mm	0.63
- 75	123.4	75	53	22	46	48	48.5	M40.0*1.0P	4-20mm	0.8
- 90	138.4	90	68	22	46	48	48.5	M40.0*1.0P	4-20mm	0.97
-120	168.4	120	98	22	46	48	48.5	M40.0*1.0P	4-20mm	1.15

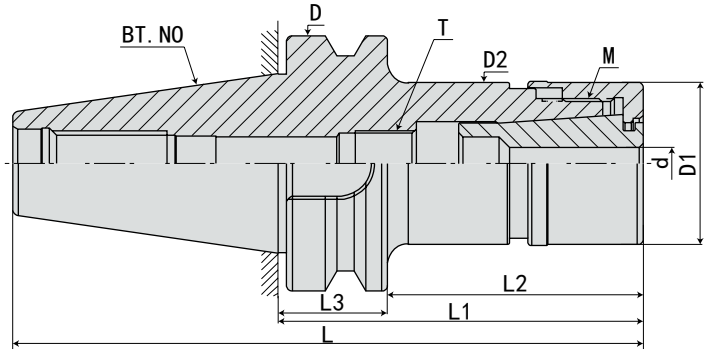
规格说明:

BT30 - GSK - 06 - 60

- L1 长度 Length (L1)
- 筒夹型号 Collect model
- 筒夹种类 Collect type GSK
- 锥柄形式 Taper size

·BT40-GSK 高速刀柄

BT40-GSK HIGH SPEED COLLET CHUCK



规格 Model	L	L1	L2	L3	D	D1	D2	M	夹持范围 Range	重量 KGS
BT40-GSK06- 60	125.4	60	33	27	63	19.5	20	M15.5*1.0P	2-6mm	0.96
- 75	140.4	75	48	27	63	19.5	20	M15.5*1.0P	2-6mm	1.07
- 90	155.4	90	63	27	63	19.5	20	M15.5*1.0P	2-6mm	1.18
-120	185.4	120	93	27	63	19.5	20	M15.5*1.0P	2-6mm	1.3
-GSK10- 60	125.4	60	33	27	63	27.1	27.6	M21.5*1.0P	3-10mm	1.04
- 75	140.4	75	48	27	63	27.1	27.6	M21.5*1.0P	3-10mm	1.15
- 90	155.4	90	63	27	63	27.1	27.6	M21.5*1.0P	3-10mm	1.26
-120	185.4	120	93	27	63	27.1	27.6	M21.5*1.0P	3-10mm	1.37
-150	215.4	150	123	27	63	27.1	27.6	M21.5*1.0P	3-10mm	1.5
-GSK13- 60	125.4	60	33	27	63	33	33.5	M27.0*1.0P	3-13mm	1.12
- 75	140.4	75	48	27	63	33	33.5	M27.0*1.0P	3-13mm	1.22
- 90	155.4	90	63	27	63	33	33.5	M27.0*1.0P	3-13mm	1.33
-120	185.4	120	93	27	63	33	33.5	M27.0*1.0P	3-13mm	1.44
-150	215.4	150	123	27	63	33	33.5	M27.0*1.0P	3-13mm	1.55
-GSK16- 60	125.4	60	33	27	63	40	40.5	M32.0*1.0P	3-16mm	1.2
- 75	140.4	75	48	27	63	40	40.5	M32.0*1.0P	3-16mm	1.3
- 90	155.4	90	63	27	63	40	40.5	M32.0*1.0P	3-16mm	1.4
-120	185.4	120	93	27	63	40	40.5	M32.0*1.0P	3-16mm	1.5
-150	215.4	150	123	27	63	40	40.5	M32.0*1.0P	3-16mm	1.6
-GSK20- 60	125.4	60	33	27	63	48	48.5	M40.0*1.0P	4-20mm	1
- 75	140.4	75	48	27	63	48	48.5	M40.0*1.0P	4-20mm	1.15
- 90	155.4	90	63	27	63	48	48.5	M40.0*1.0P	4-20mm	1.3
-120	185.4	120	93	27	63	48	48.5	M40.0*1.0P	4-20mm	1.5
-150	215.4	150	123	27	63	48	48.5	M40.0*1.0P	4-20mm	1.7
-GSK25- 90	155.4	90	63	27	63	55	55.5	M45.0*1.0P	6-25mm	1.5
-120	185.4	120	93	27	63	55	55.5	M45.0*1.0P	6-25mm	1.8

规格说明:



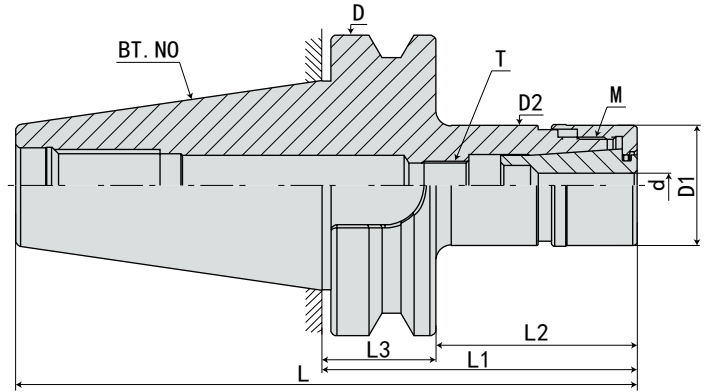
·BT50-GSK 高速刀柄

BT50-GSK HIGH SPEED COLLET CHUCK



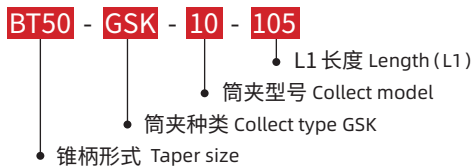
配件 Accessories

» P.J19



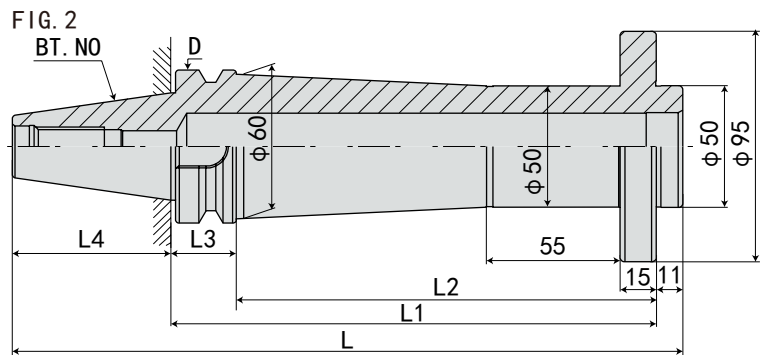
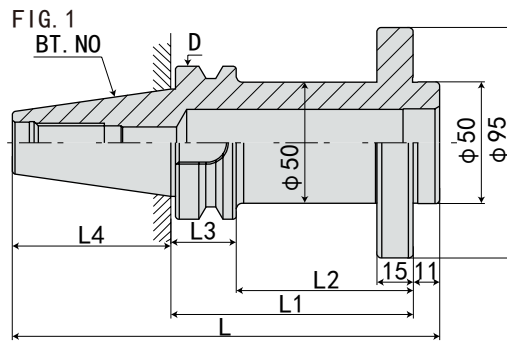
规格 Model	L	L1	L2	L3	D	D1	D2	M	夹持范围 Range	重量 KGS
BT50-GSK10-105	168.8	105	67	38	100	27.1	27.6	M21.5*1.0P	3-10mm	3.7
-135	198.8	135	97	38	100	27.1	27.6	M21.5*1.0P	3-10mm	3.8
-165	228.8	165	127	38	100	27.1	27.6	M21.5*1.0P	3-10mm	3.9
-GSK13-105	168.8	105	67	38	100	33	33.5	M27.0*1.0P	3-13mm	3.8
-135	198.8	135	97	38	100	33	33.5	M27.0*1.0P	3-13mm	3.9
-165	228.8	165	127	38	100	33	33.5	M27.0*1.0P	3-13mm	4
-GSK16-105	168.8	105	67	38	100	40	40.5	M32.0*1.0P	3-16mm	3.9
-135	198.8	135	97	38	100	40	40.5	M32.0*1.0P	3-16mm	4
-165	228.8	165	127	38	100	40	40.5	M32.0*1.0P	3-16mm	4.1
-200	263.8	200	162	38	100	40	40.5	M32.0*1.0P	3-16mm	4.3
-GSK20-105	168.8	105	67	38	100	48	48.5	M40.0*1.0P	4-20mm	4
-135	198.8	135	97	38	100	48	48.5	M40.0*1.0P	4-20mm	4.2
-165	228.8	165	127	38	100	48	48.5	M40.0*1.0P	4-20mm	4.4
-200	263.8	200	162	38	100	48	48.5	M40.0*1.0P	4-20mm	4.6
-GSK25-105	168.8	105	67	38	100	55	55.5	M45.0*1.0P	6-25mm	4.1
-135	198.8	135	97	38	100	55	55.5	M45.0*1.0P	6-25mm	4.43
-165	228.8	165	127	38	100	55	55.5	M45.0*1.0P	6-25mm	4.76
-200	263.8	200	162	38	100	55	55.5	M45.0*1.0P	6-25mm	5.1

规格说明:



·BT40-BST 镗孔组合刀柄

BT40-BST ROUGH BORING TOOL HOLDER



扫描二维码观看产品视频

规格 Model	L	L1	L2	L3	L4	D	FIG	重量 KGS
BT40-BST-100	175.4	100	73	27	65.4	63	1	3.35
-150	225.4	150	123	27	65.4	63	1	3.5
-200	275.4	200	173	27	65.4	63	1	4.5
-250	325.4	250	223	27	65.4	63	2	5
-300	375.4	300	273	27	65.4	63	2	5.5

特点:

注:

- ◎ 整支通孔, 利于出水及抗震
- ◎ 非标可订制 (400L/450L/500L/600L)
- ◎ 列表中的产品规格以库存实物为准
- ◎ 拉钉须另行购买

规格说明:

- BT40 - BST - 100**
- 锥柄形式 Taper size
 - 功能代号 Holder type
 - L1 长度 Length (L1)

Features:

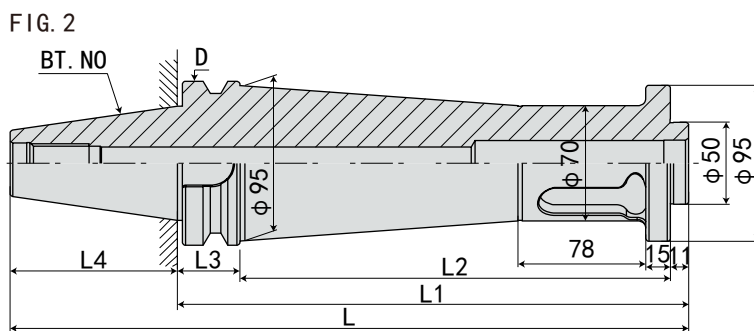
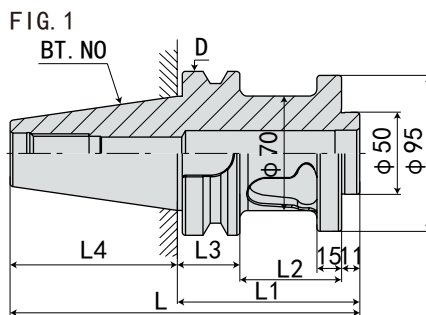
- ◎ The entire through hole, favors the water leakage and quakeproof.
- ◎ Can be made upon requested Dimensions
- ◎ The list of product's specifications reference to material object.
- ◎ The pull stud must purchase alone.

·BT50-BST 镗孔组合刀柄

BT50-BST ROUGH BORING TOOL HOLDER



扫描二维码观看产品视频



规格 Model	L	L1	L2	L3	L4	D	FIG	重量 KGS
BT50-BST-100	211.8	100	62	38	101.8	100	1	5.1
-150	261.8	150	112	38	101.8	100	1	6.85
-200	311.8	200	162	38	101.8	100	1	9.1
-250	361.8	250	212	38	101.8	100	1	9.5
-300	411.8	300	262	38	101.8	100	2	13.4
-350	461.8	350	312	38	101.8	100	2	15.75
-400	511.8	400	362	38	101.8	100	2	19.2
-450	561.8	450	412	38	101.8	100	2	21.5
-500	611.8	500	462	38	101.8	100	2	24.5
-550	661.8	550	512	38	101.8	100	2	27.5
-600	711.8	600	562	38	101.8	100	2	30.5

特点:

注:

- ◎ 整支通孔，利于出水及抗震
- ◎ 非标可订制（400L/450L/500L/600L）
- ◎ 列表中的产品规格以库存实物为准
- ◎ 拉钉须另行购买

规格说明:

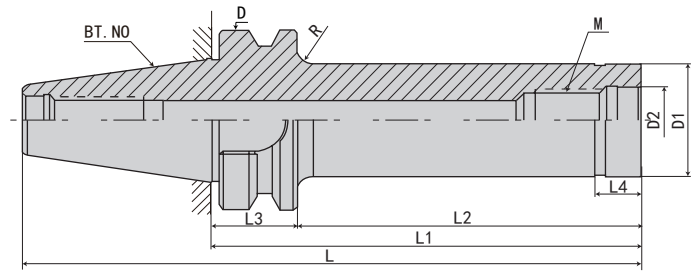


Features:

- ◎ The entire through hole, favors the water leakage and quakeproof.
- ◎ Can be made upon requested Dimensions
- ◎ The list of product's specifications reference to material object.
- ◎ The pull stud must purchase alone.

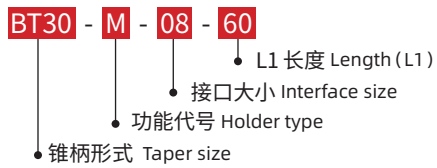
·BT30-M 螺纹连接刀柄（直柄）

BT30-M THERADED CHUCK



规格 Model	L	L1	L2	L3	L4	D	D1	D2	M	R	重量 KGS
BT30-M08- 60	108.4	60	38	22	12	46	15.4	8.5	M8*1.25P	4	
- 90	138.4	90	68	22	12	46	15.4	8.5	M8*1.25P	4	0.5
-110	158.4	110	88	22	12	46	15.4	8.5	M8*1.25P	4	
-M10- 60	108.4	60	38	22	12	46	19	10.5	M10*1.5P	4	
- 90	138.4	90	68	22	12	46	19	10.5	M10*1.5P	4	0.5
-110	158.4	110	88	22	12	46	19	10.5	M10*1.5P	4	
-M12- 60	108.4	60	38	22	12	46	24	12.5	M12*1.75P	4	
- 90	138.4	90	68	22	12	46	24	12.5	M12*1.75P	4	0.6
-110	158.4	110	88	22	12	46	24	12.5	M12*1.75P	4	
-M16- 60	108.4	60	38	22	12	46	29	17	M16*2.0P	4	
- 90	138.4	90	68	22	12	46	29	17	M16*2.0P	4	0.7
-110	158.4	110	88	22	12	46	29	17	M16*2.0P	4	

规格说明:



·BT40-M 螺纹连接刀柄（直柄）

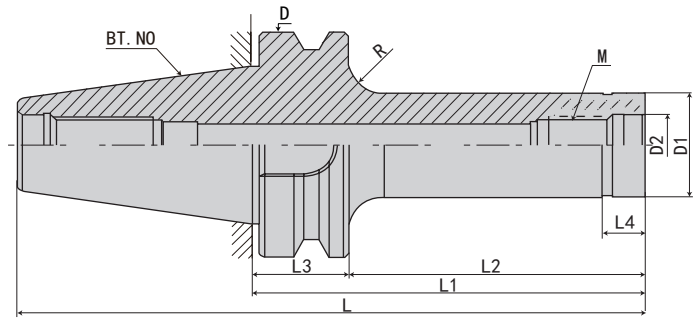
BT40-M THERADED CHUCK



配件 Accessories



» P.J19



规格 Model	L	L1	L2	L3	L4	D	D1	D2	M	R	重量 KGS
BT40-M08- 60	125.4	60	33	27	12	63	15.4	8.5	M8*1.25P	10	1.1
- 90	155.4	90	63	27	12	63	15.4	8.5	M8*1.25P	10	1.2
-110	175.4	110	83	27	12	63	15.4	8.5	M8*1.25P	10	1.2
-M10- 60	125.4	60	33	27	12	63	19	10.5	M10*1.5P	10	1.1
- 90	155.4	90	63	27	12	63	19	10.5	M10*1.5P	10	1.1
-110	175.4	110	83	27	12	63	19	10.5	M10*1.5P	10	1.2
-M12- 60	125.4	60	33	27	12	63	24	12.5	M12*1.75P	10	1.2
- 90	155.4	90	63	27	12	63	24	12.5	M12*1.75P	10	1.3
-110	175.4	110	83	27	12	63	24	12.5	M12*1.75P	10	1.3
-M16- 60	125.4	60	33	27	12	63	29	17	M16*2.0P	10	1.2
- 90	155.4	90	63	27	12	63	29	17	M16*2.0P	10	1.3
-110	175.4	110	83	27	12	63	29	17	M16*2.0P	10	1.4

规格说明:

BT40 - M - 08 - 60

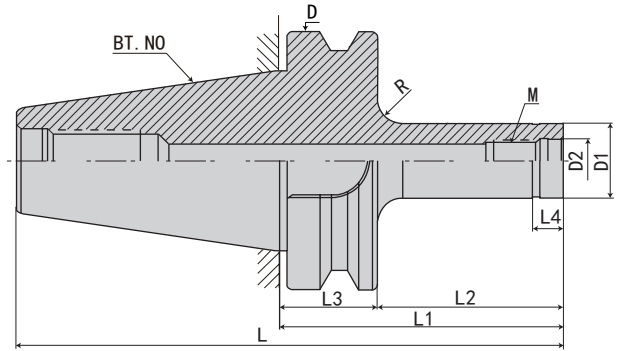
- L1 长度 Length (L1)
- 接口大小 Interface size
- 功能代号 Holder type
- 锥柄形式 Taper size

E

BT 刀柄系列
BT SHANK SYSTEMS

·BT50-M 螺纹连接刀柄（直柄）

BT50-M THERADED CHUCK



规格 Model	L	L1	L2	L3	L4	D	D1	D2	M	R	重量 KGS
BT50-M08- 60	161.8	60	22	38	12	100	15.4	8.5	M8*1.25P	10	
- 90	191.8	90	52	38	12	100	15.4	8.5	M8*1.25P	10	3.8
-110	211.8	110	72	38	12	100	15.4	8.5	M8*1.25P	10	3.8
-M10- 60	161.8	60	22	38	12	100	19	10.5	M10*1.5P	10	
- 90	191.8	90	52	38	12	100	19	10.5	M10*1.5P	10	3.8
-110	211.8	110	72	38	12	100	19	10.5	M10*1.5P	10	3.8
-M12- 60	161.8	60	22	38	12	100	24	12.5	M12*1.75P	10	
- 90	191.8	90	52	38	12	100	24	12.5	M12*1.75P	10	3.9
-110	211.8	110	72	38	12	100	24	12.5	M12*1.75P	10	3.9
-M16- 60	161.8	60	22	38	12	100	29	17	M16*2.0P	10	3.9
- 90	191.8	90	52	38	12	100	29	17	M16*2.0P	10	3.9
-110	211.8	110	72	38	12	100	29	17	M16*2.0P	10	3.9

规格说明:

BT50 - M - 08 - 60

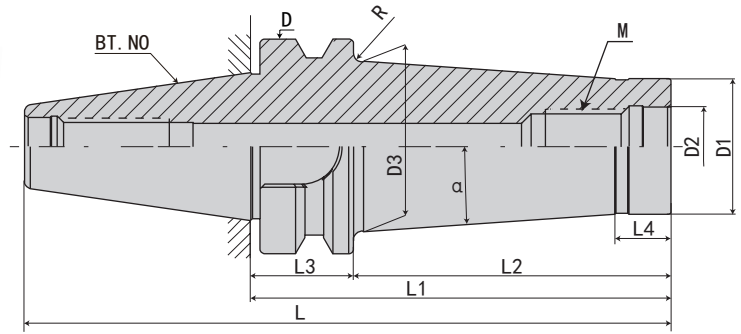
- L1 长度 Length (L1)
- 接口大小 Interface size
- 功能代号 Holder type
- 锥柄形式 Taper size

·BT30-M 螺纹连接刀柄（斜柄）

BT30-M THERADED CHUCK



扫描二维码观看产品视频



规格 Model	L	L1	L2	L3	L4	D	D1	D2	D3	M	α	R	重量 KGS
BT30-M08-60-A5	108.4	60	38	22	12	46	15.4	8.5	19.5	M8*1.25P	5°	4	0.5
-90-A5	138.4	90	68	22	12	46	15.4	8.5	24.5	M8*1.25P	5°	4	
-M10-60-A4	108.4	60	38	22	12	46	19	10.5	22	M10*1.5P	4°	4	0.5
-90-A4	138.4	90	68	22	12	46	19	10.5	26	M10*1.5P	4°	4	
-M12-60-A4	108.4	60	38	22	12	46	24	12.5	27	M12*1.75P	4°	4	0.5
-90-A4	138.4	90	68	22	12	46	24	12.5	31.5	M12*1.75P	4°	2	
-M16-60-A4	108.4	60	38	22	12	46	29	17	32.5	M16*2.0P	4°	2	0.6
-90-A4	138.4	90	68	22	12	46	29	17	36.5	M16*2.0P	4°	2	0.7

规格说明:

BT30 - M - 08 - 60 - A5

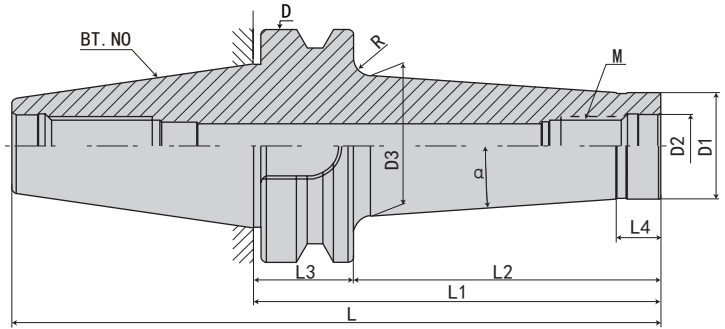
- 单边锥度 Unilateral taper
- L1 长度 Length (L1)
- 接口大小 Interface size
- 功能代号 Holder type
- 锥柄形式 Taper size

·BT40-M 螺纹连接刀柄（斜柄）

BT40-M THERADED CHUCK

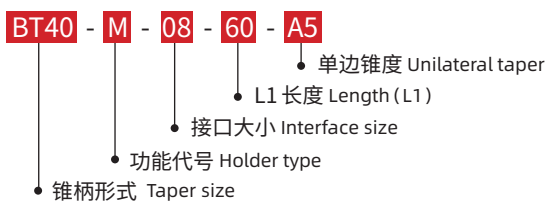


扫描二维码观看产品视频



规格 Model	L	L1	L2	L3	L4	D	D1	D2	D3	M	α	R	重量 KGS
BT40-M08- 60-A5	125.4	60	33	27	12	63	15.4	8.5	18	M8*1.25P	5°	5	1.1
- 90-A5	155.4	90	63	27	12	63	15.4	8.5	23.5	M8*1.25P	5°	5	1.2
-110-A5	175.4	110	83	27	12	63	15.4	8.5	27	M8*1.25P	5°	5	1.3
-150-A5	215.4	150	123	27	12	63	15.4	8.5	34	M8*1.25P	5°	5	1.5
-200-A5	265.4	200	173	27	12	63	15.4	8.5	42.5	M8*1.25P	5°	5	
-M10- 60-A4	125.4	60	33	27	12	63	19	10.5	21.5	M10*1.5P	4°	5	1.1
- 90-A4	155.4	90	63	27	12	63	19	10.5	25.5	M10*1.5P	4°	5	1.2
-110-A4	175.4	110	83	27	12	63	19	10.5	28.5	M10*1.5P	4°	5	1.3
-150-A4	215.4	150	123	27	12	63	19	10.5	34	M10*1.5P	4°	5	1.6
-200-A4	265.4	200	173	27	12	63	19	10.5	41	M10*1.5P	4°	5	2
-M12- 60-A4	125.4	60	33	27	12	63	23	12.5	25.5	M12*1.75P	4°	5	1.2
- 90-A4	155.4	90	63	27	12	63	23	12.5	29.5	M12*1.75P	4°	5	1.2
-110-A4	175.4	110	83	27	12	63	23	12.5	32.5	M12*1.75P	4°	5	1.5
-135-A4	200.4	135	108	27	12	63	23	12.5	36	M12*1.75P	4°	5	1.6
-150-A4	215.4	150	123	27	12	63	23	12.5	38	M12*1.75P	4°	5	1.7
-200-A4	265.4	200	173	27	12	63	23	12.5	45	M12*1.75P	4°	5	2.5
-M16- 60-A4	125.4	60	33	27	12	63	28.8	17	31	M16*2.0P	4°	5	
- 90-A4	155.4	90	63	27	12	63	28.8	17	35.5	M16*2.0P	4°	5	
-110-A4	175.4	110	83	27	12	63	28.8	17	38	M16*2.0P	4°	5	
-135-A4	200.4	135	108	27	12	63	28.8	17	41.5	M16*2.0P	4°	5	1.7
-150-A4	215.4	150	123	27	12	63	28.8	17	43.5	M16*2.0P	4°	5	
-200-A4	265.4	200	173	27	12	63	28.8	17	50.5	M16*2.0P	4°	5	

规格说明:



·BT50-M 螺纹连接刀柄（斜柄）

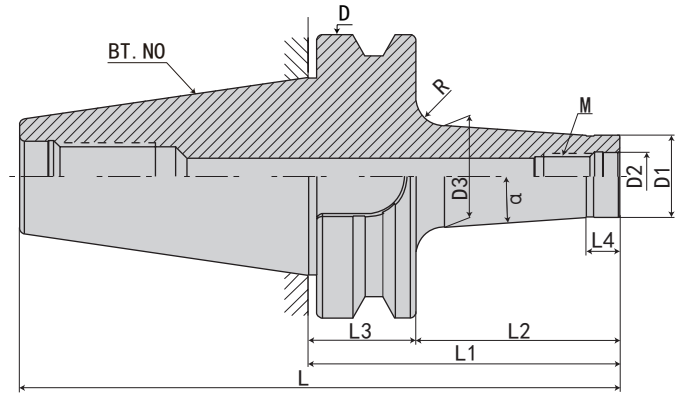
BT50-M THERADED CHUCK



» P.J19



扫描二维码观看产品视频



规格 Model	L	L1	L2	L3	L4	D	D1	D2	D3	M	α	R	重量 KGS
BT50-M08- 60-A5	161.8	60	22	38	12	100	15.4	8.5	17.5	M8*1.25P	5°	10	
- 90-A5	194.8	90	52	38	12	100	15.4	8.5	20.5	M8*1.25P	5°	10	3.9
-110-A5	211.8	110	72	38	12	100	15.4	8.5	24	M8*1.25P	5°	10	4
-150-A5	251.8	150	112	38	12	100	15.4	8.5	31	M8*1.25P	5°	10	4.3
-200-A5	301.8	200	162	38	12	100	15.4	8.5	40	M8*1.25P	5°	10	5
-250-A5	351.8	250	212	38	12	100	15.4	8.5	48.5	M8*1.25P	5°	10	
-300-A5	401.8	300	262	38	12	100	15.4	8.5	57.5	M8*1.25P	5°	10	
-M10- 60-A4	161.8	60	22	38	12	100	19	10.5	20.5	M10*1.5P	4°	10	
- 90-A4	194.8	90	52	38	12	100	19	10.5	23	M10*1.5P	4°	10	3.9
-110-A4	211.8	110	72	38	12	100	19	10.5	26	M10*1.5P	4°	10	4
-150-A4	251.8	150	112	38	12	100	19	10.5	31.5	M10*1.5P	4°	10	4.3
-200-A4	301.8	200	162	38	12	100	19	10.5	38.5	M10*1.5P	4°	10	4.7
-250-A4	351.8	250	212	38	12	100	19	10.5	45.5	M10*1.5P	4°	10	
-300-A4	401.8	300	262	38	12	100	19	10.5	52.5	M10*1.5P	4°	10	6.4
-M12- 60-A4	161.8	60	22	38	12	100	24	12.5	25.5	M12*1.75P	4°	10	
- 90-A4	194.8	90	52	38	12	100	24	12.5	28	M12*1.75P	4°	10	4.2
-110-A4	211.8	110	72	38	12	100	24	12.5	31	M12*1.75P	4°	10	4.1
-135-A4	236.8	135	97	38	12	100	24	12.5	34.5	M12*1.75P	4°	10	4.3
-150-A4	251.8	150	112	38	12	100	24	12.5	36.5	M12*1.75P	4°	10	4.6
-200-A4	301.8	200	162	38	12	100	24	12.5	43.5	M12*1.75P	4°	10	5.2
-250-A4	351.8	250	212	38	12	100	24	12.5	50.5	M12*1.75P	4°	10	5.8
-300-A4	401.8	300	262	38	12	100	24	12.5	57.5	M12*1.75P	4°	10	7.2
-M16- 60-A4	161.8	60	22	38	12	100	29	17	30.5	M16*2.0P	4°	10	
- 90-A4	194.8	90	52	38	12	100	29	17	33	M16*2.0P	4°	10	4
-110-A4	211.8	110	72	38	12	100	29	17	36	M16*2.0P	4°	10	4.2
-135-A4	236.8	135	97	38	12	100	29	17	39.5	M16*2.0P	4°	10	4.4
-150-A4	251.8	150	112	38	12	100	29	17	41.5	M16*2.0P	4°	10	4.8
-200-A4	301.8	200	162	38	12	100	29	17	48.5	M16*2.0P	4°	10	5.5
-250-A4	351.8	250	212	38	12	100	29	17	55.5	M16*2.0P	4°	10	6.2
-300-A4	401.8	300	262	38	12	100	29	17	62.5	M16*2.0P	4°	10	

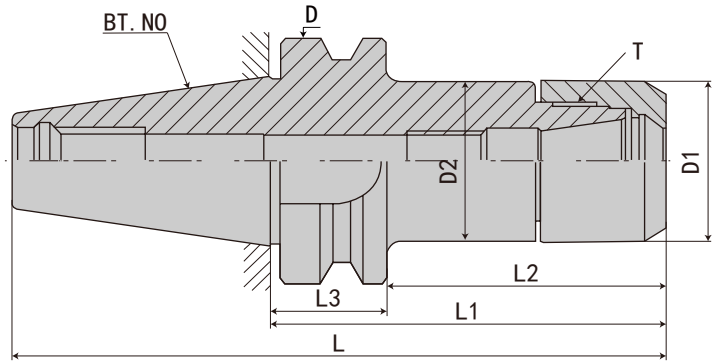
规格说明:

BT50 - M - 08 - 60 - A5

- 锥柄形式 Taper size
- 功能代号 Holder type
- 接口大小 Interface size
- L1 长度 Length (L1)
- 单边锥度 Unilateral taper

·BT30-HGER 高速刀柄

BT30-HGER HIGH SPEED ER COLLET CHUCK



规格 Model	L	L1	L2	L3	D	D1	D2	T	夹持范围 Range	重量 KGS
BT30-HGER16- 60	108.4	60	38	22	46	30	30.5	TR22*1.5	3-10mm	0.58
- 75	123.4	75	53	22	46	30	30.5	TR22*1.5	3-10mm	0.63
- 90	138.4	90	68	22	46	30	30.5	TR22*1.5	3-10mm	0.68
-120	168.4	120	98	22	46	30	30.5	TR22*1.5	3-10mm	0.73
-HGER20- 60	108.4	60	38	22	46	32	32.5	TR26*1.5	3-13mm	0.63
- 75	123.4	75	53	22	46	32	32.5	TR26*1.5	3-13mm	0.8
- 90	138.4	90	68	22	46	32	32.5	TR26*1.5	3-13mm	0.97
-120	168.4	120	98	22	46	32	32.5	TR26*1.5	3-13mm	1.15
-HGER25- 60	108.4	60	38	22	46	40	40.5	TR32*1.5	3-16mm	0.61
- 75	123.4	75	53	22	46	40	40.5	TR32*1.5	3-16mm	0.81
- 90	138.4	90	68	22	46	40	40.5	TR32*1.5	3-16mm	1.01
-120	168.4	120	98	22	46	40	40.5	TR32*1.5	3-16mm	1.25
-HGER32- 75	123.4	75	53	22	46	50	45	TR40*1.5	3-20mm	0.8
- 90	138.4	90	68	22	46	50	45	TR40*1.5	3-20mm	0.9
-120	168.4	120	98	22	46	50	45	TR40*1.5	3-20mm	1.3

规格说明:



·BT40-HGER 高速刀柄

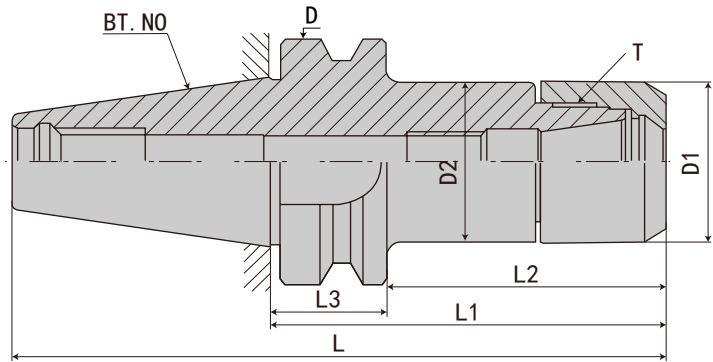
BT40-HGER HIGH SPEED ER COLLET CHUCK



配件 Accessories



» P.J19



规格 Model	L	L1	L2	L3	D	D1	D2	T	夹持范围 Range	重量 KGS
BT40-HGER16- 75	140.4	75	48	27	63	30	30.5	TR22*1.5	3-20mm	1.3
- 90	155.4	90	63	27	63	30	30.5	TR22*1.5	3-10mm	1.3
-120	185.4	120	93	27	63	30	30.5	TR22*1.5	3-10mm	1.45
-150	215.4	150	123	27	63	30	30.5	TR22*1.5	3-10mm	1.6
-HGER20- 75	140.4	75	48	27	63	32	32.5	TR26*1.5	3-13mm	1.2
- 90	155.4	90	63	27	63	32	32.5	TR26*1.5	3-13mm	1.4
-120	185.4	120	93	27	63	32	32.5	TR26*1.5	3-13mm	1.55
-150	215.4	150	123	27	63	32	32.5	TR26*1.5	3-13mm	1.7
-HGER25- 75	140.4	75	48	27	63	40	40.5	TR32*1.5	3-16mm	1.3
- 90	155.4	90	63	27	63	40	40.5	TR32*1.5	3-16mm	1.6
-120	185.4	120	93	27	63	40	40.5	TR32*1.5	3-16mm	1.83
-150	215.4	150	123	27	63	40	40.5	TR32*1.5	3-16mm	2.05
-HGER32- 75	140.4	75	48	27	63	50	50.5	TR40*1.5	3-20mm	1.4
- 90	155.4	90	63	27	63	50	50.5	TR40*1.5	3-20mm	1.7
-120	185.4	120	93	27	63	50	50.5	TR40*1.5	3-20mm	2.05
-150	215.4	150	123	27	63	50	50.5	TR40*1.5	3-20mm	2.4

规格说明:

BT40 - HGER - 16 - 75

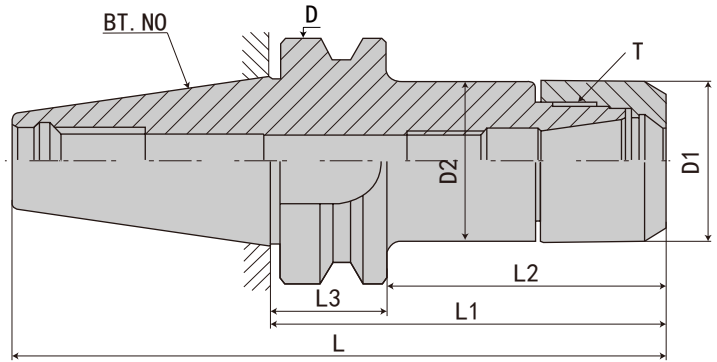
- L1 长度 Length (L1)
- 筒夹型号 Collect model
- 筒夹种类 Collect type HGER
- 锥柄形式 Taper size

E

BT 刀柄系列
BT SHANK SYSTEMS

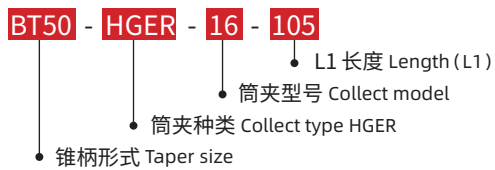
·BT50-HGER 高速刀柄

BT50-HGER HIGH SPEED ER COLLET CHUCK



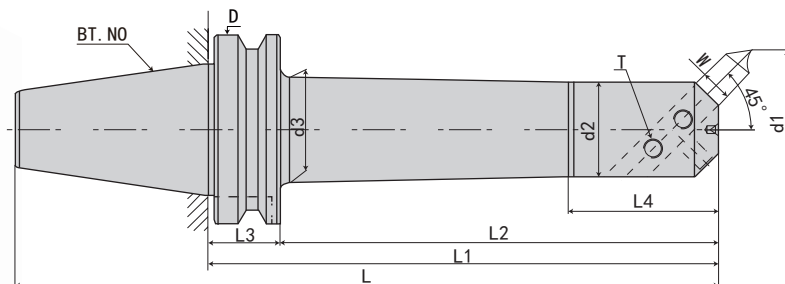
规格 Model	L	L1	L2	L3	D	D1	D2	T	夹持范围 Range	重量 KGS
BT50-HGER16-105	206.8	105	67	38	100	30	30.5	TR22*1.5	3-10mm	3.9
-135	236.8	135	97	38	100	30	30.5	TR22*1.5	3-10mm	4.1
-165	266.8	165	127	38	100	30	30.5	TR22*1.5	3-10mm	4.25
-HGER20-105	206.8	105	67	38	100	32	32.5	TR26*1.5	3-13mm	4
-135	236.8	135	97	38	100	32	32.5	TR26*1.5	3-13mm	4.2
-165	266.8	165	127	38	100	32	32.5	TR26*1.5	3-13mm	4.35
-HGER25-105	206.8	105	67	38	100	40	40.5	TR32*1.5	3-16mm	4.1
-135	236.8	135	97	38	100	40	40.5	TR32*1.5	3-16mm	4.4
-165	266.8	165	127	38	100	40	40.5	TR32*1.5	3-16mm	4.7
-200	301.8	200	162	38	100	40	40.5	TR32*1.5	3-16mm	5.1
-HGER32-105	206.8	105	67	38	100	50	50.5	TR40*1.5	3-20mm	4.2
-135	236.8	135	97	38	100	50	50.5	TR40*1.5	3-20mm	4.7
-165	266.8	165	127	38	100	50	50.5	TR40*1.5	3-20mm	5.2
-200	301.8	200	162	38	100	50	50.5	TR40*1.5	3-20mm	5.7

规格说明:



·BT40-BSA 45°粗镗刀杆（盲孔）

BT40-BSA 45° DEGREE SLANT-INSERTED TYPE ROUGH BORING HOLDERS



扫描二维码观看产品视频

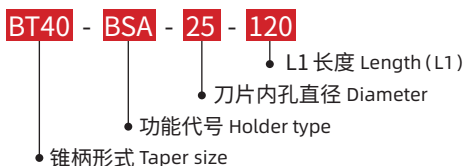
规格 Model	d1		L	L1	L2	L3	L4	D	d2	d3	W 方孔	T 螺孔	重量 KGS
	最小加工孔 Min	最大加工孔 Max											
BT40-BSA25-120	25	38	185.4	120	93	27	35	63	20	22	8	M6*1.0P	1.2
-BSA30-150	30	42	215.4	150	123	27	40	63	24	26	8	M6*1.0P	1.4
-BSA38-165	38	52	230.4	165	138	27	50	63	30	33	10	M8*1.25P	1.7
-BSA42-165	42	56	230.4	165	138	27	50	63	34	37	10	M8*1.25P	2
-BSA50-165	50	65	230.4	165	138	27	65	63	40	44	13	M8*1.25P	2.3
-BSA62-180	62	90	245.4	180	153	27	80	63	50	56	16	M10*1.5P	2.4
-BSA72-180	72	110	245.4	180	153	27	95	63	60	-	19	M10*1.5P	3.9
-BSA90-180	90	125	245.4	180	153	27	110	63	75	-	19	M10*1.5P	5.2

特点:

注:

- ◎适用于孔径凹凸不平，毛胚粗糙之加工物
- ◎可选用四角形焊刃刀具或舍弃式刀具
- ◎镗盲孔专用
- ◎拉钉及镗刀头须另购

规格说明:


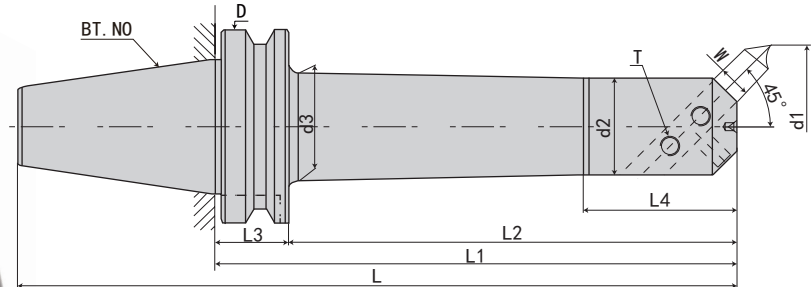


Features:

- ◎ Suitable for processing uneven aperture and rough work embryo.
- ◎ Selects the four square brazed or throw away cutting tool.
- ◎ Particularly suitable for boring blind holes.
- ◎ The pull stud must purchase alone.

·BT50-BSA 45°粗镗刀杆（盲孔）

BT50-BSA 45° DEGREE SLANT-INSERTED TYPE ROUGH BORING HOLDERS



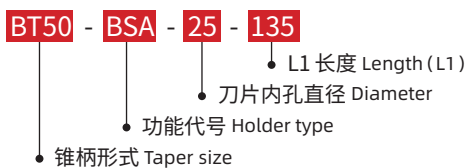
扫描二维码观看产品视频

规格 Model	d1		L	L1	L2	L3	L4	D	d2	d3	W 方孔	T 螺孔	重量 KGS
	最小加工孔 Min	最大加工孔 Max											
BT50-BSA25-135	25	38	236.8	135	97	38	35	100	20	22	8	M6*1.0P	4.2
-185	25	38	286.8	185	147	38	35	100	20	22	8	M6*1.0P	4.4
-BSA30-165	30	42	266.8	165	127	38	40	100	24	26	8	M6*1.0P	4.4
-BSA38-180	38	52	281.8	180	142	38	50	100	30	33	10	M8*1.25P	4.8
-240	38	52	341.8	240	202	38	50	100	30	33	10	M8*1.25P	5
-BSA42-210	42	56	311.8	210	172	38	60	100	34	37	10	M8*1.25P	5
-BSA50-180	50	65	281.8	180	142	38	65	100	40	44	13	M10*1.5P	5.4
-240	50	65	341.8	240	202	38	65	100	40	44	13	M10*1.5P	5.7
-300	50	65	401.8	300	262	38	65	100	40	44	13	M10*1.5P	6
-BSA62-195	62	90	296.8	195	157	38	80	100	50	56	16	M10*1.5P	6.2
-270	62	90	371.8	270	232	38	80	100	50	56	16	M10*1.5P	7.6
-350	62	90	451.8	350	312	38	80	100	50	56	16	M10*1.5P	9
-400	62	90	501.8	400	362	38	80	100	50	56	16	M10*1.5P	10.4
-BSA72-195	72	110	296.8	195	157	38	95	100	60	66	19	M10*1.5P	7
-285	72	110	386.8	285	247	38	95	100	60	66	19	M10*1.5P	9.2
-350	72	110	451.8	350	312	38	95	100	60	66	19	M10*1.5P	10.8
-400	72	110	501.8	400	362	38	95	100	60	66	19	M10*1.5P	12.4
-BSA90-210	90	125	311.8	210	172	38	110	100	75	80	19	M12*1.75P	9.3
-300	90	125	401.8	300	262	38	110	100	75	80	19	M12*1.75P	12.3
-350	90	125	451.8	350	312	38	110	100	75	80	19	M12*1.75P	15.3
-BSA105-195	105	160	296.8	195	157	38	-	100	90	-	25	M12*1.75P	10.7
-285	105	160	386.8	285	247	38	130	100	90	94	25	M12*1.75P	15
-300	105	160	401.8	300	262	38	130	100	90	94	25	M12*1.75P	13.2
-BSA130-255	130	190	356.8	255	217	38	120	100	110	-	25	M12*1.75P	14.5
-300	130	190	401.8	300	262	38	120	100	110	-	25	M12*1.75P	18.5

特点:

注:

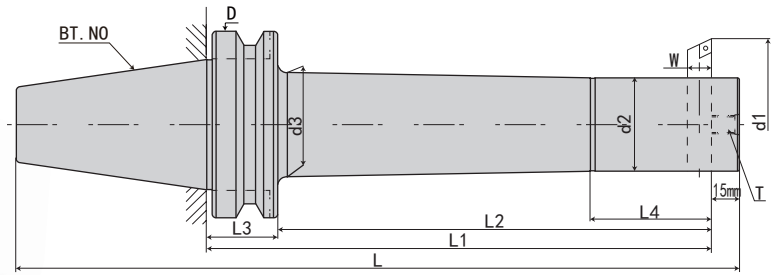
- ◎适用于孔径凹凸不平，毛胚粗糙之加工物
- ◎可选用四角形焊刃刀具或舍弃式刀具
- ◎镗盲孔专用
- ◎拉钉及镗刀头须另购

规格说明:

Features:

- ◎ Suitable for processing uneven aperture and rough work embryo.
- ◎ Selects the four square brazed or throw away cutting tool.
- ◎ Particularly suitable for boring blind holes.
- ◎ The pull stud must purchase alone.

·BT40-BSB 90°粗镗刀杆（通孔）

BT40-BSB 90° DEGREE SLANT-INSERTED TYPE ROUGH BORING HOLDERS



扫描二维码观看产品视频

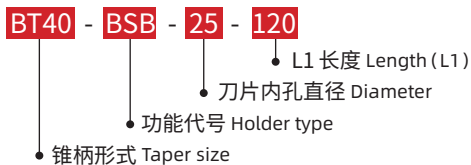
规格 Model	d1		L	L1	L2	L3	L4	D	d2	d3	W 方孔	T 螺孔	重量 KGS
	最小加工孔 Min	最大加工孔 Max											
BT40-BSB25-120	25	52	200.4	120	93	27	35	63	20	22	8	M6*1.0P	1.2
-BSB30-150	30	57	230.4	150	123	27	40	63	25	27	8	M6*1.0P	1.5
-BSB38-165	38	70	245.4	165	138	27	55	63	30	33	10	M8*1.25P	1.7
-BSB42-165	42	74	245.4	165	138	27	55	63	34	37	10	M8*1.25P	2
-BSB50-165	50	90	245.4	165	138	27	55	63	40	44	13	M10*1.5P	2.5
-BSB62-180	62	115	260.4	180	153	27	80	63	50	56	16	M10*1.5P	3.6
-BSB72-180	72	125	260.4	180	153	27	80	63	60	66	19	M12*1.75P	4.6
-BSB90-180	90	150	260.4	180	153	27	115	63	75	-	19	M12*1.75P	5.9

特点:

注:

- ◎适用于孔径凹凸不平，毛胚粗糙之加工物
- ◎可选用四角形熔焊刀具或舍弃式刀具
- ◎镗通孔专用
- ◎拉钉及镗刀头须另购

规格说明:

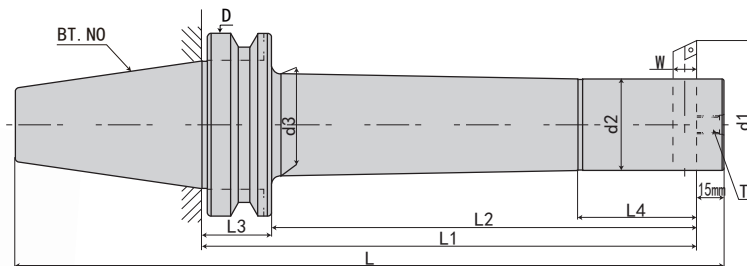


Features:

- ◎ Suitable for processing uneven aperture and rough work embryo.
- ◎ Selects the four square brazed or throw away cutting tool.
- ◎ Suitable for boring through holes.
- ◎ The pull stud must purchase alone.

·BT50-BSB 90°粗镗刀杆（通孔）

BT50-BSB 90° DEGREE SLANT-INSERTED TYPE ROUGH BORING HOLDERS



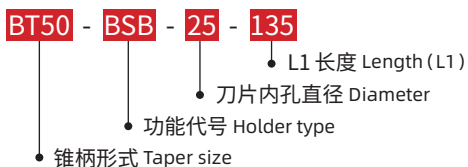
扫描二维码观看产品视频

规格 Model	d1		L	L1	L2	L3	L4	D	d2	d3	W 方孔	T 螺孔	重量 KGS
	最小加工孔 Min	最大加工孔 Max											
BT50-BSB25-135	25	52	251.8	135	97	38	35	100	20	22	8	M6*1.0P	4.3
-185	25	52	301.8	185	147	38	35	100	20	22	8	M6*1.0P	4.4
-BSB30-165	30	42	281.8	165	127	38	40	100	24	26	8	M6*1.0P	4.2
-BSB38-180	38	70	296.8	180	142	38	55	100	30	33	10	M8*1.25P	4.9
-240	38	70	356.8	240	202	38	55	100	30	33	10	M8*1.25P	5.2
-BSB42-210	42	56	326.8	210	172	38	60	100	34	37	10	M8*1.25P	5
-BSB50-180	50	90	296.8	180	142	38	70	100	40	44	13	M10*1.5P	5.5
-240	50	90	356.8	240	202	38	70	100	40	44	13	M10*1.5P	6.1
-300	50	90	416.8	300	262	38	70	100	40	44	13	M10*1.5P	6.7
-BSB62-195	62	115	311.8	195	157	38	80	100	50	56	16	M10*1.5P	6.4
-270	62	115	386.8	270	232	38	80	100	50	56	16	M10*1.5P	7.8
-350	62	115	466.8	350	312	38	80	100	50	56	16	M10*1.5P	8.8
-400	62	115	516.8	400	362	38	80	100	50	56	16	M10*1.5P	10.2
-BSB72-195	72	135	311.8	195	157	38	95	100	60	66	19	M12*1.75P	7.3
-285	72	135	401.8	285	247	38	95	100	60	66	19	M12*1.75P	9.6
-350	72	135	466.8	350	312	38	95	100	60	66	19	M12*1.75P	11.6
-400	72	135	516.8	400	362	38	95	100	60	66	19	M12*1.75P	13.6
-BSB90-210	90	150	326.8	210	172	38	115	100	75	80	19	M12*1.75P	9.7
-300	90	150	416.8	300	262	38	115	100	75	80	19	M12*1.75P	12.8
-350	90	150	466.8	350	312	38	115	100	75	80	19	M12*1.75P	16
-BSB105-195	105	190	311.8	195	157	38	-	100	90	90	25	M12*1.75P	11.4
-285	105	190	401.8	285	247	38	135	100	90	94	25	M12*1.75P	15.7
-300	105	190	416.8	300	262	38	135	100	90	94	25	M12*1.75P	17
-BSB130-255	130	260	371.8	255	217	38	60	100	110	-	25	M12*1.75P	14.1
-300	130	260	416.8	300	262	38	60	100	110	-	25	M12*1.75P	18

特点:

注:

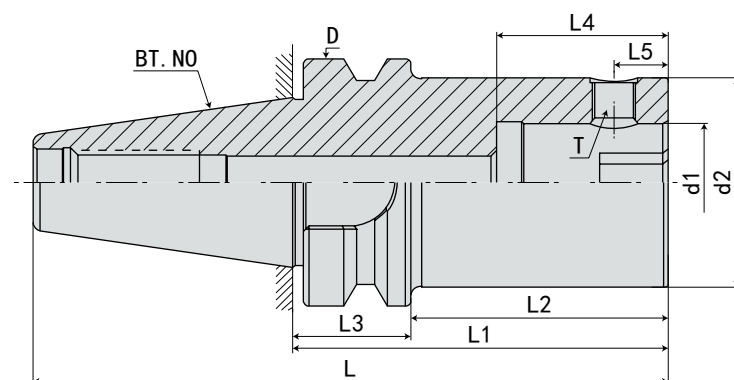
- ◎适用于孔径凹凸不平，毛胚粗糙之加工物
- ◎可选用四角形熔焊刀具或舍弃式刀具
- ◎镗通孔专用
- ◎拉钉及镗刀头须另购

规格说明:

Features:

- ◎ Suitable for processing uneven aperture and rough work embryo.
- ◎ Selects the four square brazed or throw away cutting tool.
- ◎ Suitable for boring through holes.
- ◎ The pull stud must purchase alone.

·BT30-CK 镗头刀柄

BT30-CK BORING HEAD SHANK



规格 Model	L	L1	L2	L3	L4	L5	D	d1	d2	侧边螺丝 Screw	重量 KGS
BT30-CK1-55	103.4	55	33	22	30	5.05	46	11	19	M4*0.5P	0.7
-70	118.4	70	48	22	30	5.05	46	11	19	M4*0.5P	0.7
-CK2-80	128.4	80	58	22	31	6.62	46	14	24	M5*0.5P	0.8
-CK3-80	128.4	80	58	22	35	8	46	18	31	M6*0.75P	0.9
-CK4-70	118.4	70	48	22	39	10	46	22	39	M8*0.75P	1
-CK5-60	108.4	60	38	22	45	13	46	28	50	M10*1.0P	1.1
-CK6-60	108.4	60	38	22	55	16	46	36	63	M12*1.0P	1.2

特点:

注:

- ◎ 内孔公差 H6
- ◎ 整支通孔, 利于出水及抗震
- ◎ 可共用并互容于大多数 "CK" 系列
- ◎ 侧边锁固螺丝与键槽呈 90 度, 确保镗孔切削完毕时的相对位置
- ◎ 锁固时请使用螺丝防卡油防止因镗孔加工扭力过大, 导致螺丝卡死难以拆卸组装
- ◎ 拉钉须另行购买

规格说明:

BT30 - CK - 1 - 55

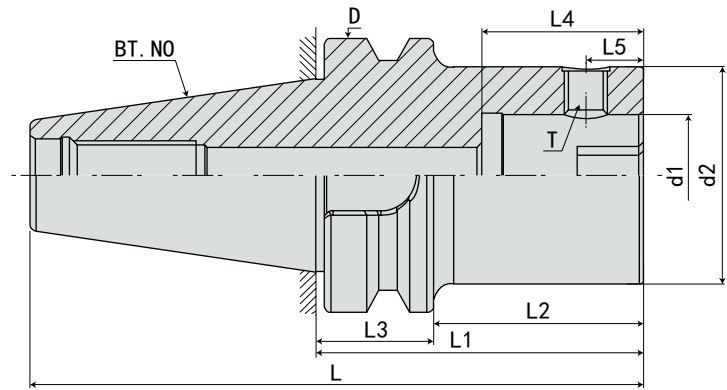
- L1 长度 Length (L1)
- 接口锥度 Taper No. of cutter
- 功能代号 Holder type
- 锥柄形式 Taper size

Features:

- ◎ Internal tolerance is H6.
- ◎ The entire through hole, favors the water leakage and quakeproof.
- ◎ May use in common and the mutual capacitance in majority "CK" Series.
- ◎ The side locks the solid screw and the key slot assumes 90 degrees, guaranteed that time the boring cutting function draws back the knife phase.
- ◎ Because locks is solid when please do use the screw against card oil to prevent to process the torsion to be oversized boring, Causes the screw deactivation to disassemble the assembly with difficulty.
- ◎ The pull stud must purchase alone.

·BT40-CK 镗头刀柄

BT40-CK BORING HEAD SHANK



规格 Model	L	L1	L2	L3	L4	L5	D	d1	d2	侧边螺丝 Screw	重量 KGS
BT40-CK1- 75	140.4	75	48	27	30	5.05	63	11	19	M4*0.5P	1
-105	170.4	105	78	27	30	5.05	63	11	19	M4*0.5P	1.2
-CK2- 85	150.4	85	58	27	31	6.62	63	14	24	M5*0.5P	1.2
-115	180.4	115	88	27	31	6.62	63	14	24	M5*0.5P	1.3
-CK3- 95	160.4	95	68	27	35	8	63	18	31	M6*0.75P	1.1
-125	190.4	125	98	27	35	8	63	18	31	M6*0.75P	1.2
-155	220.4	155	128	27	35	8	63	18	31	M6*0.75P	1.6
-185	250.4	185	158	27	35	8	63	18	31	M6*0.75P	1.7
-205	270.4	205	178	27	35	8	63	18	31	M6*0.75P	1.8
-CK4- 85	150.4	85	58	27	39	10	63	22	39	M8*0.75P	1.45
-130	195.4	130	103	27	39	10	63	22	39	M8*0.75P	1.5
-175	240.4	175	148	27	39	10	63	22	39	M8*0.75P	2.1
-205	270.4	205	178	27	39	10	63	22	39	M8*0.75P	2.2
-250	315.4	250	223	27	39	10	63	22	39	M8*0.75P	2.3
-300	365.4	300	273	27	39	10	63	22	39	M8*0.75P	
-CK5- 75	140.4	75	48	27	45	13	63	28	50	M10*1.0P	1.7
-125	190.4	125	98	27	45	13	63	28	50	M10*1.0P	1.95
-175	240.4	175	148	27	45	13	63	28	50	M10*1.0P	3
-205	270.4	205	178	27	45	13	63	28	50	M10*1.0P	3.2
-250	315.4	250	223	27	45	13	63	28	50	M10*1.0P	3.5
-300	365.4	300	273	27	45	13	63	28	50	M10*1.0P	
-CK6- 65	130.4	65	38	27	55	16	63	36	63	M12*1.0P	2.15
-115	180.4	115	88	27	55	16	63	36	63	M12*1.0P	3.5
-165	230.4	165	138	27	55	16	63	36	63	M12*1.0P	3.85
-205	270.4	205	178	27	55	16	63	36	63	M12*1.0P	4.1
-250	315.4	250	223	27	55	16	63	36	63	M12*1.0P	
-300	365.4	300	273	27	55	16	63	36	63	M12*1.0P	

特点:

注:

- ◎内孔公差 H6
- ◎整支通孔, 利于出水及抗震
- ◎可共用并互容于大多数 "CK" 系列
- ◎侧边锁固螺丝与键槽呈 90 度, 确保镗孔切削完毕时的相对位置
- ◎锁固时请使用螺丝防卡油防止因镗孔加工扭力过大, 导致螺丝卡死难以拆卸组装
- ◎拉钉须另行购买

Features:

- ◎ Internal tolerance is H6.
- ◎ The entire through hole, favors the water leakage and quakeproof.
- ◎ May use in common and the mutual capacitance in majority "CK" Series.
- ◎ The side locks the solid screw and the key slot assumes 90 degrees, guaranteed that time the boring cutting function draws back the knife phase.
- ◎ Because locks is solid when please do use the screw against card oil to prevent to process the torsion to be oversized boring, Causes the screw deactivation to disassemble the assembly with difficulty.
- ◎ The pull stud must purchase alone.

规格说明:

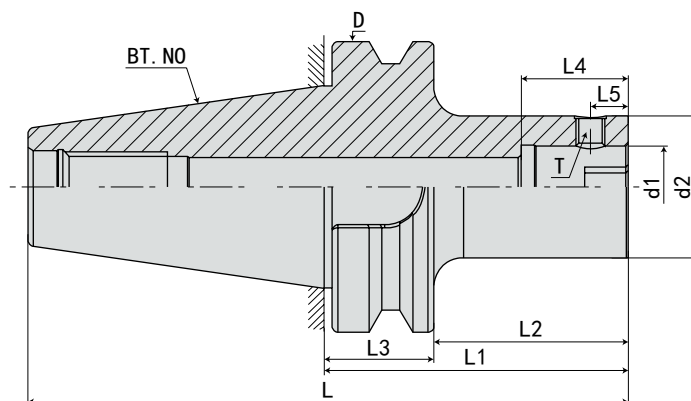
 E
 BT SHANK SYSTEMS
 刀柄系列

·BT50-CK 镗头刀柄

BT50-CK BORING HEAD SHANK



» P.J19



规格 Model	L	L1	L2	L3	L4	L5	D	d1	d2	侧边螺丝 Screw	重量 KGS
BT50-CK1- 90	191.8	90	52	38	30	5.05	100	11	19	M4*0.5P	3.7
-115	216.8	115	77	38	30	5.05	100	11	19	M4*0.5P	3.9
-145	246.8	145	107	38	30	5.05	100	11	19	M4*0.5P	4.4
-175	276.8	175	137	38	30	5.05	100	11	19	M4*0.5P	4.5
-205	306.8	205	167	38	30	5.05	100	11	19	M4*0.5P	4.4
-CK2- 90	191.8	90	52	38	31	6.62	100	14	24	M5*0.5P	3.8
-110	211.8	110	72	38	31	6.62	100	14	24	M5*0.5P	4
-140	241.8	140	102	38	31	6.62	100	14	24	M5*0.5P	5
-175	276.8	175	137	38	31	6.62	100	14	24	M5*0.5P	4.2
-205	306.8	205	167	38	31	6.62	100	11	19	M5*0.5P	4.6
-CK3- 90	191.8	90	52	38	35	8	100	18	31	M6*0.75P	4.4
-125	226.8	125	87	38	35	8	100	18	31	M6*0.75P	4.4
-155	256.8	155	117	38	35	8	100	18	31	M6*0.75P	4.6
-185	286.8	185	147	38	35	8	100	18	31	M6*0.75P	4.7
-215	316.8	215	177	38	35	8	100	18	31	M6*0.75P	4.9
-CK4- 90	191.8	90	52	38	39	10	100	22	39	M8*0.75P	4.6
-115	216.8	115	77	38	39	10	100	22	39	M8*0.75P	4.8
-145	246.8	145	107	38	39	10	100	22	39	M8*0.75P	4.7
-175	276.8	175	137	38	39	10	100	22	39	M8*0.75P	5.1
-205	306.8	205	167	38	39	10	100	22	39	M8*0.75P	5.4
-250	351.8	250	212	38	39	10	100	22	39	M8*0.75P	5.8
-300	401.8	300	262	38	39	10	100	22	39	M8*0.75P	
-350	451.8	350	312	38	39	10	100	22	39	M8*0.75P	

特点:

注:

- ◎内孔公差 H6
- ◎整支通孔，利于出水及抗震
- ◎可共用并互容于大多数“CK”系列
- ◎侧边锁固螺丝与键槽呈 90 度，确保镗孔切削完毕时的相对位置
- ◎锁固时请使用螺丝防卡油防止因镗孔加工扭力过大，导致螺丝卡死难以拆卸组装
- ◎拉钉须另行购买

规格说明:

BT50 - CK - 1 - 90

- L1 长度 Length (L1)
- 接口锥度 Taper No. of cutter
- 功能代号 Holder type
- 锥柄形式 Taper size

Features:

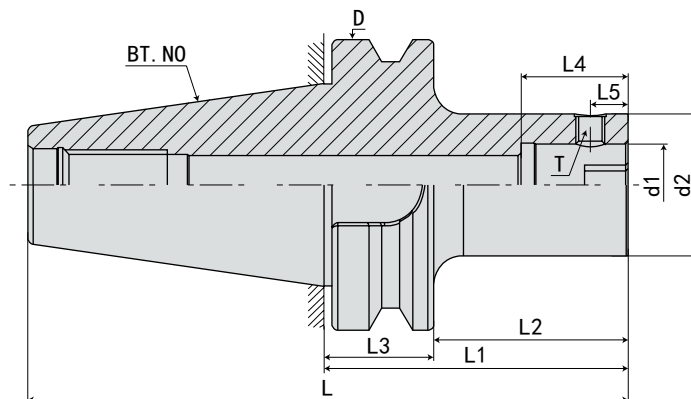
- ◎ Internal tolerance is H6.
- ◎ The entire through hole, favors the water leakage and quakeproof.
- ◎ May use in common and the mutual capacitance in majority "CK" Series.
- ◎ The side locks the solid screw and the key slot assumes 90 degrees, guaranteed that time the boring cutting function draws back the knife phase.
- ◎ Because locks is solid when please do use the screw against card oil to prevent to process the torsion to be oversized boring, Causes the screw deactivation to disassemble the assembly with difficulty.
- ◎ The pull stud must purchase alone.

·BT50-CK 镗头刀柄

BT50-CK BORING HEAD SHANK



» P.J19



规格 Model	L	L1	L2	L3	L4	L5	D	d1	d2	侧边螺丝 Screw	重量 KGS
BT50-CK5- 90	191.8	90	52	38	45	13	100	28	50	M10*1.0P	5.4
-105	206.8	105	67	38	45	13	100	28	50	M10*1.0P	5.5
-150	251.8	150	112	38	45	13	100	28	50	M10*1.0P	6
-180	281.8	180	142	38	45	13	100	28	50	M10*1.0P	6.2
-240	341.8	240	202	38	45	13	100	28	50	M10*1.0P	6.4
-270	371.8	270	232	38	45	13	100	28	50	M10*1.0P	6.7
-300	401.8	300	262	38	45	13	100	28	50	M10*1.0P	7
-350	451.8	350	312	38	45	13	100	28	50	M10*1.0P	7.3
-400	501.8	400	362	38	45	13	100	28	50	M10*1.0P	8.7
-450	551.8	450	412	38	45	13	100	28	50	M10*1.0P	9.1
-500	601.8	500	462	38	45	13	100	28	50	M10*1.0P	13.1
-CK6- 95	196.8	95	57	38	55	16	100	36	63	M12*1.0P	5.9
-150	251.8	150	112	38	55	16	100	36	63	M12*1.0P	6.5
-170	271.8	170	132	38	55	16	100	36	63	M12*1.0P	6.3
-205	306.8	205	167	38	55	16	100	36	63	M12*1.0P	6.9
-230	331.8	230	192	38	55	16	100	36	63	M12*1.0P	7.45
-270	371.8	270	232	38	55	16	100	36	63	M12*1.0P	8.2
-300	401.8	300	262	38	55	16	100	36	63	M12*1.0P	9.5
-350	451.8	350	312	38	55	16	100	36	63	M12*1.0P	10.8
-400	501.8	400	362	38	55	16	100	36	63	M12*1.0P	9.5
-450	551.8	450	412	38	55	16	100	36	63	M12*1.0P	10.8
-500	601.8	500	462	38	55	16	100	36	63	M12*1.0P	

特点:

注:

- ◎内孔公差 H6
- ◎整支通孔, 利于出水及抗震
- ◎可共用并互容于大多数 "CK" 系列
- ◎侧边锁固螺丝与键槽呈 90 度, 确保镗孔切削完毕时的相对位置
- ◎锁固时请使用螺丝防卡油防止因镗孔加工扭力过大, 导致螺丝卡死难以拆卸组装
- ◎拉钉须另行购买

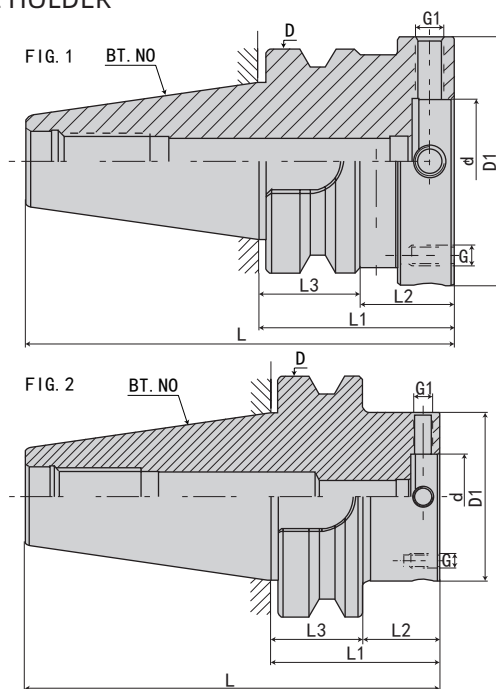
规格说明:

Features:

- ◎ Internal tolerance is H6.
- ◎ The entire through hole, favors the water leakage and quakeproof.
- ◎ May use in common and the mutual capacitance in majority "CK" Series.
- ◎ The side locks the solid screw and the key slot assumes 90 degrees, guaranteed that time the boring cutting function draws back the knife phase.
- ◎ Because locks is solid when please do use the screw against card oil to prevent to process the torsion to be oversized boring, Causes the screw deactivation to disassemble the assembly with difficulty.
- ◎ The pull stud must purchase alone.

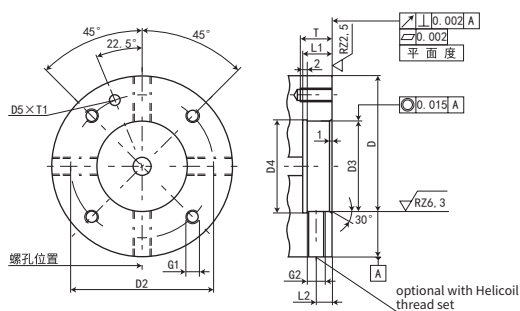
·BT-MOD 模块刀柄

BT-MOD MODULAR TOOL HOLDER



规格 Model	L	L1	L2	L3	D	D1	d	G1	G	重量 KGS
BT30-MOD060-040	88.4	40	18	22	46	60	30	M8*1.0P	M5*0.8P	0.7
-MOD070-040	88.4	40	18	22	46	70	35	M8*1.0P	M6*1.0P	0.8
BT40-MOD060-055	120.4	55	28	27	63	60	30	M8*1.0P	M5*0.8P	1.5
-MOD070-055	120.4	55	28	27	63	70	35	M8*1.0P	M6*1.0P	1.6
-MOD080-065	130.4	65	38	27	63	80	40	M8*1.0P	M6*1.0P	2
-MOD100-070	135.4	70	43	27	63	100	50	M10*1.0P	M8*1.25P	2.6
BT45-MOD060-065	147.8	65	32	33	85	60	30	M8*1.0P	M5*0.8P	3
-MOD070-065	147.8	65	32	33	85	70	35	M8*1.0P	M6*1.0P	3.1
-MOD080-065	147.8	65	32	33	85	80	40	M8*1.0P	M6*1.0P	3.3
-MOD100-075	157.8	75	42	33	85	100	50	M10*1.0P	M8*1.25P	3.5
-MOD117-075	157.8	75	42	33	85	117	60	M10*1.0P	M8*1.25P	4.4
BT50-MOD060-070	171.8	70	32	38	100	60	30	M8*1.0P	M5*0.8P	4.8
-MOD070-070	171.8	70	32	38	100	70	35	M8*1.0P	M6*1.0P	4.9
-MOD080-070	171.8	70	32	38	100	80	40	M8*1.0P	M6*1.0P	5.1
-MOD100-070	171.8	70	32	38	100	100	50	M10*1.0P	M8*1.25P	5.3
-MOD117-080	181.8	80	42	38	100	117	60	M10*1.0P	M8*1.25P	6.3
-MOD140-080	181.8	80	42	38	100	140	80	M10*1.0P	M8*1.25P	6.6

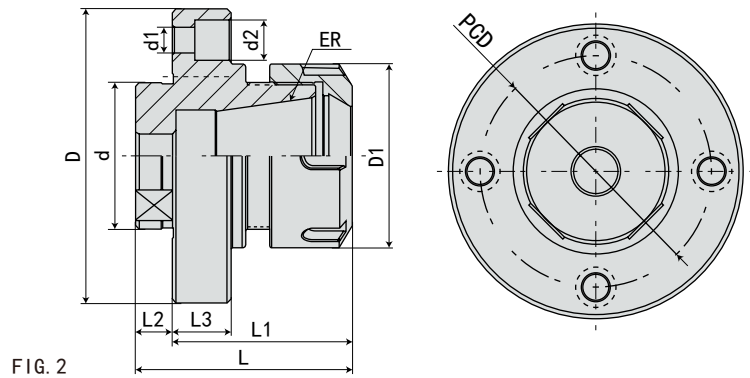
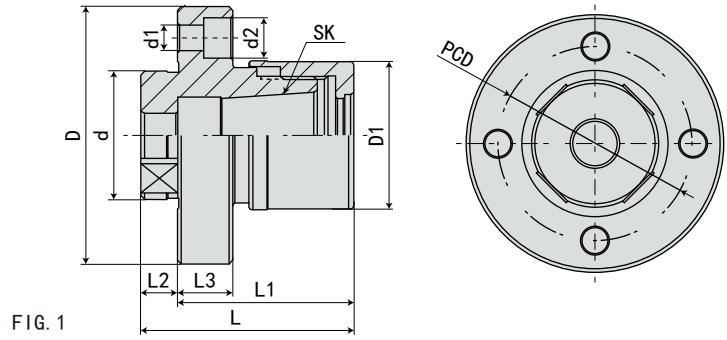
规格说明:



Nominal size module diameter D	32	40	50	63	80	100	125	160
D2+/-0.1	44	53	63	79	96	119	150	185
D3F8	30	35	40	50	60	80	100	120
D4	31	36	41	51	61	81	101	121
D5	4.5	5.0	5.0	5.0	6.0	6.0	6.0	6.0
L1	12	12	12	14	14	14	24	37
L2	7	7	7	8	8	8	8	8
G1	M5	M6	M6	M8	M8	M10	M12	M12
G2	M8*1	M8*1	M8*1	M10*1	M10*1	M10*1	M10*1	M10*1
T	11	14	14	15	15	18	25	25
T1+0.5	3	3.5	3.5	3.5	4.5	4.5	4.5	4.5

·MOD 法兰盘

MOD FLANGE PLATE



规格 Model	D	D1	d	d1	d2	L	L1	L2	L3	PCD	FIG
MOD060-GSK16-48	60	40	30	6	9	58	48	10	15	44	1
MOD070-GSK16-48	70	40	35	7	11	58	48	10	15	53	1
MOD080-GSK16-49	80	40	40	7	11	59	49	10	16	63	1
MOD080-ER32-49	80	50	40	7	11	59	49	10	16	63	2
MOD100-ER40-63	100	63	50	9	14	75	63	12	18	79	2

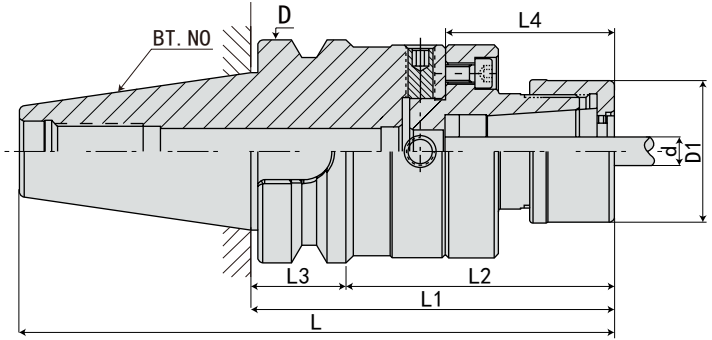
规格说明:



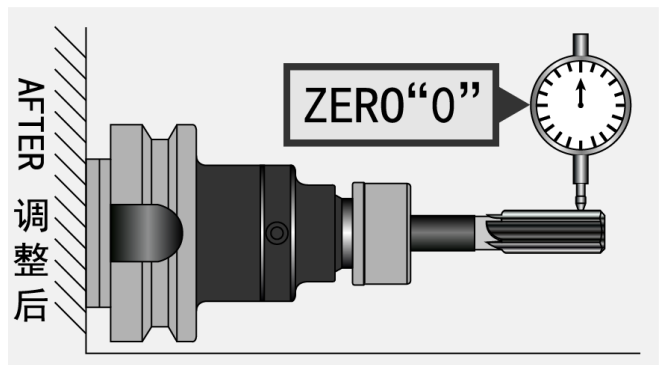
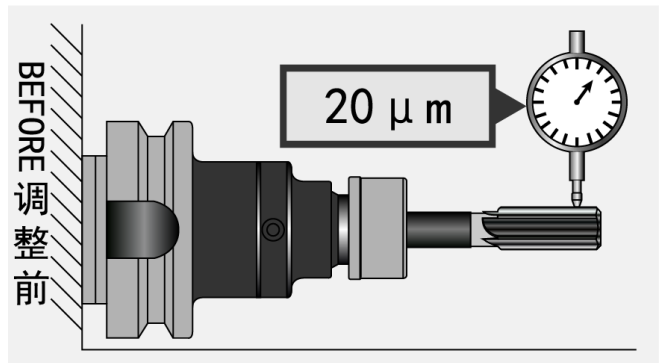
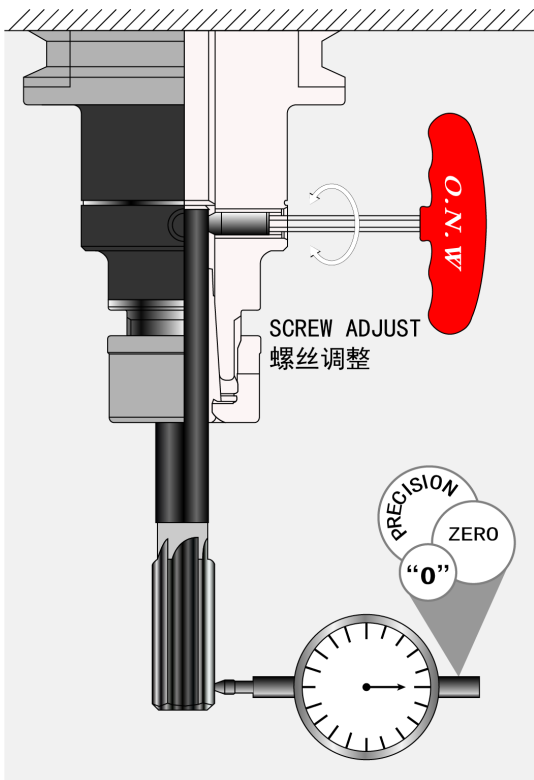
E
BT SHANK SYSTEMS
刀柄系列

·BT-MOD 可调精度刀柄（铰刀专用）

BT-MOD ADJUSTABLE CHUCK (REAMER USING)



规格 Model	L	L1	L2	L3	L4	D	D1	d 夹持范围 Range	弹性筒夹 Collets
BT30-MOD060-GSK16-88	136.4	88	66	22	48	46	40	3-16mm	GSK16
-MOD070-GSK16-88	136.4	88	66	22	48	46	40	3-16mm	GSK16
BT40-MOD060-GSK16-103	168.4	103	76	27	48	63	40	3-16mm	GSK16
-MOD070-GSK16-103	168.4	103	76	27	48	63	40	3-16mm	GSK16
-MOD080-ER32-114	179.4	114	87	27	49	63	50	2-20mm	ER32
-MOD080-GSK16-114	179.4	114	87	27	49	63	40	3-16mm	GSK16
-MOD100-ER40-133	198.4	133	106	27	63	63	63	2-26mm	ER40
BT50-MOD060-GSK16-118	219.8	118	80	38	48	100	40	3-16mm	GSK16
-MOD070-GSK16-118	219.8	118	80	38	48	100	40	3-16mm	GSK16
-MOD080-ER32-119	220.8	119	81	38	49	100	50	2-20mm	ER32
-MOD080-GSK16-119	220.8	119	81	38	49	100	40	3-16mm	GSK16
-MOD100-ER40-133	134.8	133	95	38	63	100	63	2-26mm	ER40



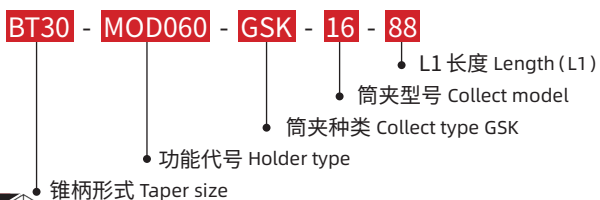
特点:

- ◎ 刀尖位置可调至“0”位置
- ◎ 机械主轴、夹头、刀具的累计误差值可一次调整补正

Features:

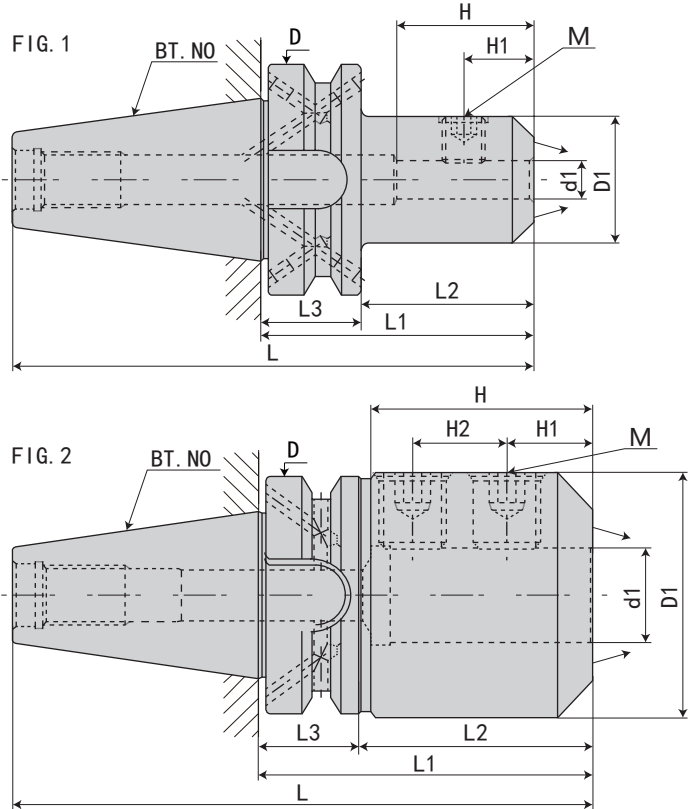
- ◎ The tool tip position can be adjusted as “0” position.
- ◎ The accumulated error value of the spindle, the chuck, and the tool can all be adjusted and corrected at the same time.

规格说明:



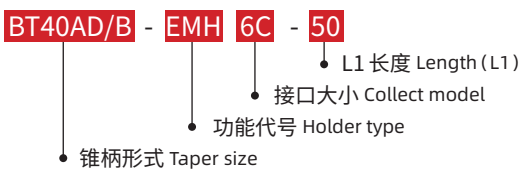
·BT-EMH 喷射型侧固式刀柄

BT-EMH JETTING END MILL HOLDER



规格 Model	L	L1	L2	L3	D	D1	d1	H	H1	FIG	M	重量 KGS
BT40AD/B- EMH6C- 50	115.4	50	23	27	63	25	6	35	18	1	M6*1.0P	1
- EMH8C- 50	115.4	50	23	27	63	28	8	35	18	1	M8*1.25P	1
-EMH10C- 63	128.4	63	36	27	63	35	10	35.5	20	1	M10*1.5P	1.1
-EMH12C- 63	128.4	63	36	27	63	42	12	36	22.5	1	M12*1.75P	1.3
-EMH14C- 63	128.4	63	36	27	63	44	14	36	22.5	1	M12*1.75P	1.4
-EMH16C- 63	128.4	63	36	27	63	48	16	46	24	1	M14*2.0P	1.7
-EMH18C- 63	128.4	63	36	27	63	50	18	46	24	1	M14*2.0P	1.7
-EMH20C- 63	128.4	63	36	27	63	52	20	48	25	1	M16*2.0P	1.8
-EMH25C- 90	155.4	90	63	27	63	65	25	55	25	2	M18*2.5P	1.8
-EMH32C-100	165.4	100	73	27	63	72	32	57	28	2	M20*2.5P	2
BT50AD/B- EMH6C- 63	164.8	63	25	38	100	25	6	35	18	1	M6*1.0P	3.3
- EMH8C- 63	164.8	63	25	38	100	28	8	35	18	1	M8*1.25P	3.6
-EMH10C- 65	166.8	65	27	38	100	35	10	35.5	20	1	M10*1.5P	3.8
-EMH12C- 80	181.8	80	42	38	100	42	12	36	22.5	1	M12*1.75P	3.8
-EMH14C- 80	181.8	80	42	38	100	44	14	36	22.5	1	M12*1.75P	4
-EMH16C- 80	181.8	80	42	38	100	48	16	46	24	1	M14*2.0P	4
-EMH18C- 80	181.8	80	42	38	100	50	18	46	24	1	M14*2.0P	4.2
-EMH20C- 80	181.8	80	42	38	100	52	20	48	25	1	M16*2.0P	4.2
-EMH25C-100	201.8	100	62	38	100	65	25	55	25	2	M18*2.5P	4.6
-EMH32C-105	206.8	105	67	38	100	72	32	57	28	2	M20*2.5P	4.7
-EMH40C-120	221.8	120	82	38	100	90	40	68	32	2	M20*2.5P	4.9

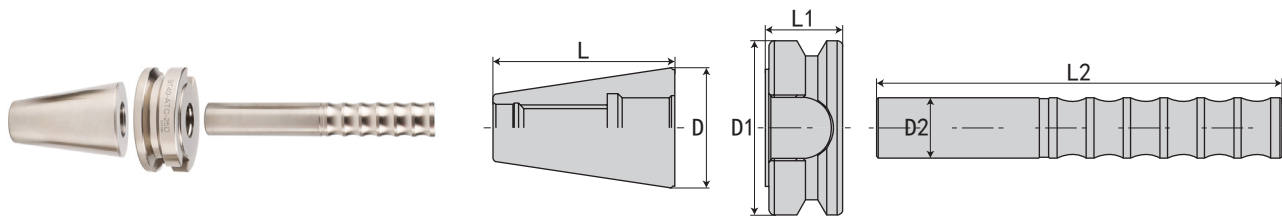
规格说明:



E
BT SHANK SYSTEMS
BT 刀柄系列

·BT 三点组合校刀器

BT THREE-POINT COMBINED TOOL CALIBRATOR



规格 / 型号 Model	D	D1	D2	L	L1	L2
BT30-ATC	31.75	46	16	49.4	21	110
BT40-ATC	44.45	63	20	66.4	26	135
BT50-ATC	69.85	100	25	103.3	36.5	145

·刀柄转换套

TOOL SYSTEMS TRANSFORMATION SET



FIG.1 内置螺钉型

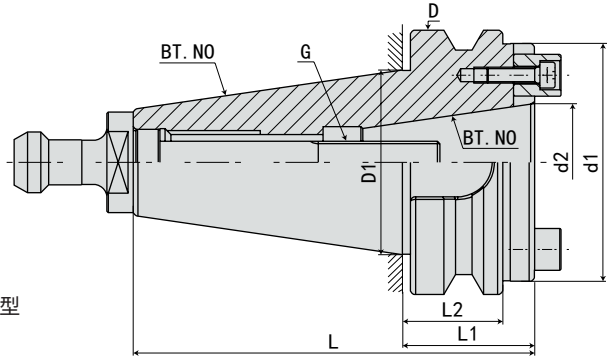
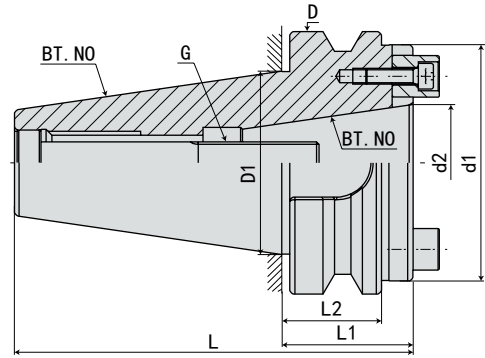
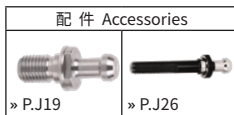
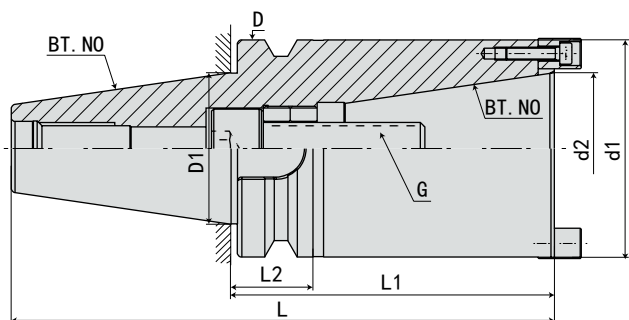


FIG.2 加长拉钉型



规格 / 型号 Model	BT.NO	bt.no	L	L1	D	D1	d1	d2	G	FIG
BT60-BT50-58 (加长拉钉型)	BT60	BT50	220	58	155	107.95	69.85	135	M24	2
BT60-BT50-58 (内置螺钉型)	BT60	BT50	220	58	155	107.95	69.85	135	M24	1
BT50-BT40-45 (加长拉钉型)	BT50	BT40	150	45	100	69.85	44.45	90	M16	2
BT50-BT40-45 (内置螺钉型)	BT50	BT40	150	45	100	69.85	44.45	90	M16	1
BT50-BT30-45 (内置螺钉型)	BT50	BT30	150	45	100	69.85	31.75	75	M12	1
BT40-BT30-36 (内置螺钉型)	BT40	BT30	102	36	63	44.45	31.75	62	M12	1
规格 / 型号 Model	SK.NO	sk.no	L	L1	D	D1	d1	d2	G	FIG
SK60-BT50-58 (加长拉钉型)	SK60	BT50	220	58	155	107.95	69.85	135	M24	2
SK60-BT50-58 (内置螺钉型)	SK60	BT50	220	58	155	107.95	69.85	135	M24	1
SK50-BT40-45 (加长拉钉型)	SK50	BT40	150	45	97.5	69.85	44.45	90	M16	2
SK50-BT40-45 (内置螺钉型)	SK50	BT40	150	45	97.5	69.85	44.45	90	M16	1



规格 / 型号 Model	BT.NO	bt.no	L	L1	D	D1	d1	G	K
BT40-BT40-80	BT40	BT40	145.4	80L	68	44.45	44.45	M16*2.0P	8
BT40-BT40-120	BT40	BT40	185.4	120L	68	44.45	44.45	M16*2.1P	8
BT40-BT40-150	BT40	BT40	215.4	150L	68	44.45	44.45	M16*2.2P	8
BT40-BT40-200	BT40	BT40	265.4	200L	68	44.45	44.45	M16*2.3P	8
BT50-BT50-120	BT50	BT50	221.8	120L	103	69.85	69.85	M24*3.0P	12
BT50-BT50-150	BT50	BT50	251.8	150L	103	69.85	69.85	M24*3.0P	12
BT50-BT50-200	BT50	BT50	301.8	200L	103	69.85	69.85	M24*3.0P	12
BT50-BT50-250	BT50	BT50	351.8	250L	103	69.85	69.85	M24*3.0P	12
BT50-BT50-300	BT50	BT50	401.8	300L	103	69.85	69.85	M24*3.0P	12
BT50-BT50-350	BT50	BT50	451.8	350L	103	69.85	69.85	M24*3.0P	12

 E
 BT SHANK SYSTEMS
 BT 刀柄系列

·BT40-HSK 转换套 (内置螺丝)

BT40-HSK CONVERSION SLEEVE(BUILT-IN SCREW)



FIG.1

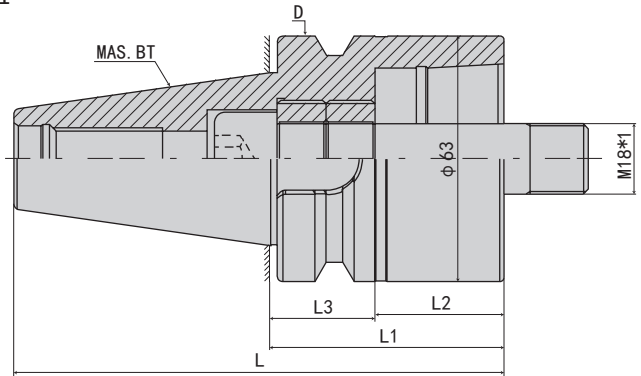
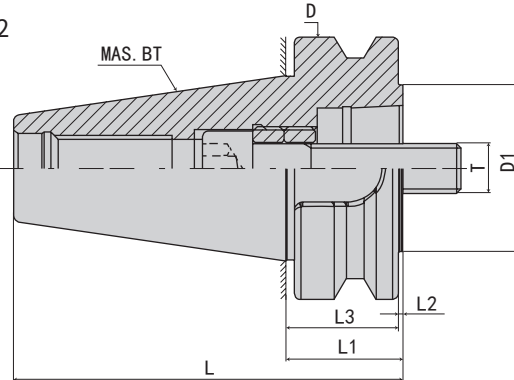
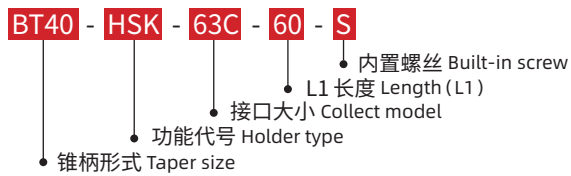


FIG.2



规格 Model	L	L1	L2	L3	D	D1	T	FIG	重量 KGS
BT40-HSK63C-60S	125.4	60	33	27	63	63	M18*1	1	
-HSK50C-30S	95.4	30	3	27	63	50	M16*1	2	
-HSK40C-30S	95.4	30	3	27	63	40	M12*1	2	
-HSK32C-30S	95.4	30	3	27	63	32	M10*1	2	

规格说明:



E
BT SHANK SYSTEMS
BT刀柄系列

·BT50-HSK 转换套 (内置螺丝)

BT50-HSK CONVERSION SLEEVE(BUILT-IN SCREW)



FIG.1

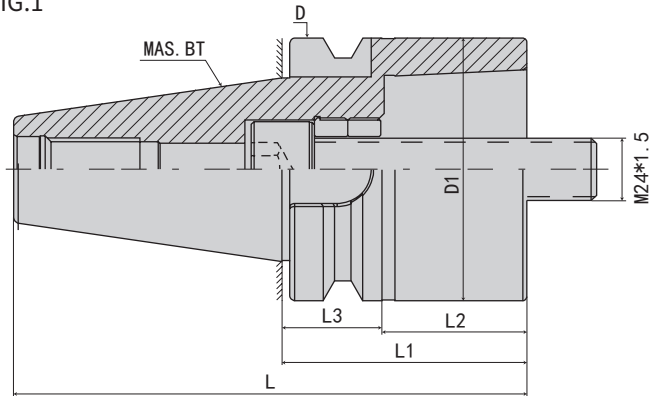


FIG.2

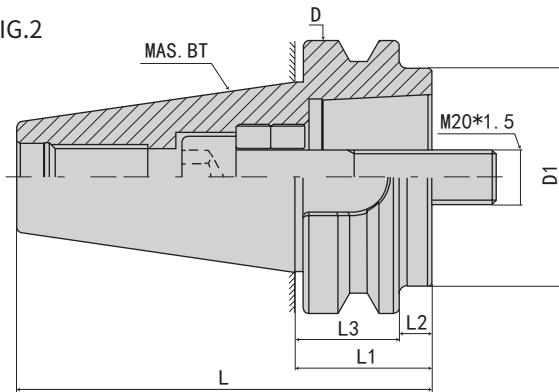
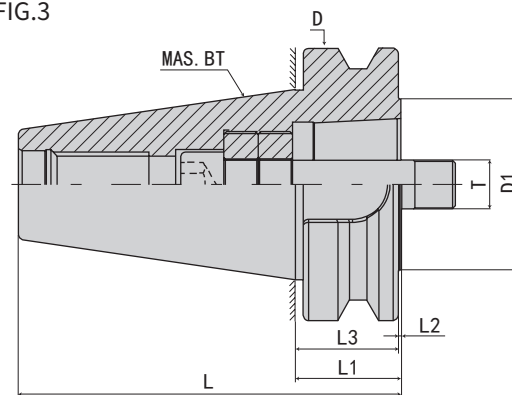


FIG.3



规格 Model	L	L1	L2	L3	D	D1	T	FIG	重量 KGS
BT50-HSK100C-95S	196.8	95	57	38	100	100	M24*1.5	1	
-HSK80C-50S	151.8	50	12	38	100	80	M20*1.5	2	
-HSK63C-40S	141.8	40	2	38	100	63	M18*1	3	
-HSK50C-40S	141.8	40	2	38	100	50	M16*1	3	
-HSK40C-40S	141.8	40	2	38	100	40	M12*1	3	
-HSK32C-40S	141.8	40	2	38	100	32	M10*1	3	

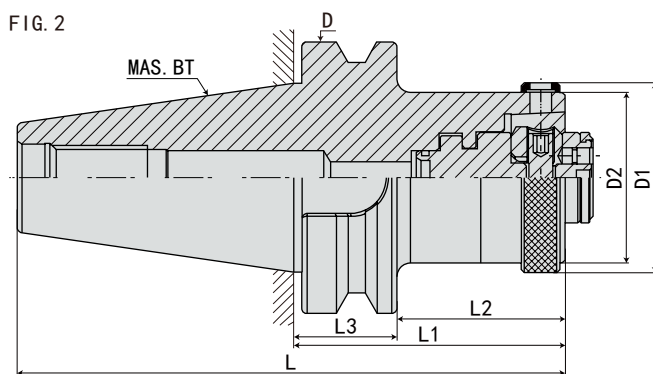
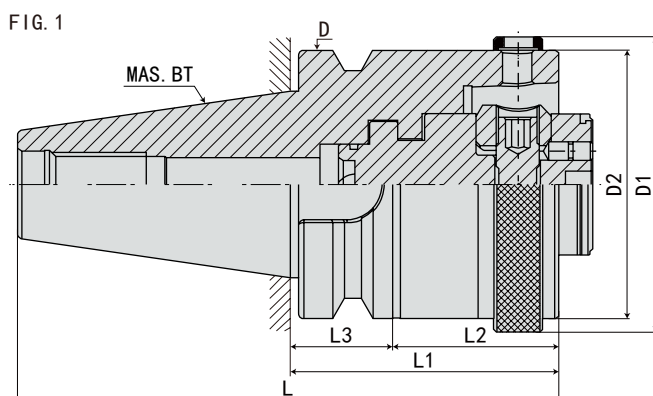
规格说明:

BT50 - HSK - 100C - 95 - S

- 锥柄形式 Taper size
- 功能代号 Holder type
- 接口大小 Collect model
- L1 长度 Length (L1)
- 内置螺丝 Built-in screw

 E
 BT SHANK SYSTEMS
 BT 刀柄系列

·BT 转换套 (内置夹紧单元) BT CONVERSION SLEEVE(CLAMPING CARTRIDGES)



规格	L	L1	L2	L3	D	D1	D2	FIG	重量
BT30- HSK32C-40C	88.4	40	18	22	46	37	32	2	0.8
- HSK40C-40C	88.4	40	18	22	46	45	40	1	0.9
BT40- HSK32C-40C	105.4	40	13	27	63	37	32	2	1
- HSK40C-40C	105.4	40	13	27	63	45	40	2	1.1
- HSK50C-50C	115.4	50	23	27	63	55	50	2	1.2
- HSK63C-70C	135.4	70	43	27	63	70	63	1	1.4
BT50- HSK32C-50C	151.8	50	12	38	100	37	32	2	3.5
- HSK40C-50C	151.8	50	12	38	100	45	40	2	3.7
- HSK50C-60C	161.8	60	22	38	100	55	50	2	3.8
- HSK63C-60C	161.8	60	22	38	100	70	63	2	4
- HSK80C-60C	161.8	60	22	38	100	87	80	2	5
-HSK100C-90C	191.8	90	52	38	100	110	100	1	6

规格说明:

