



# 欧诺威


SHANDONG OUNUOWEI NUMERICAL CONTROL TOOL CO.,LTD

阻尼减振刀具

2024

您身边的数控刀具专家  
YOU AROUND THE CNC TOOL EXPERTS





2024


CNC TOOL ONE-STOP PROCUREMENT

CNC TOOL

Please enter your headline Please enter your headlinePlease enter your headlinePlease enter your headline Please enter your headlinePlease enter your headlinePlease enter your headline P  
lease enter your headlinePlease enter your headlinePlease enter your headline Please enter your headlinePlease enter your headlinePlease enter your headline  
Please enter your headline Please enter your headlinePlease enter your headlinePlease enter your headline  
Please enter your headline Please enter your headlinePlease enter your headlinePlease enter your headline  
Please enter your headline Please enter your headlinePlease enter your headlinePlease enter your headline

让您的机床更高效  
It will make your machine more efficient.





## 公司简介

# COMPANY INTRODUCTION

山东欧诺威数控刀具有限公司成立于2009年，坐落于山东省济宁泗水经济开发区，是一家专业生产中高端数控刀具企业。多年来，欧诺威一直专注于高端数控刀具产品的研发设计和生产制造，主营产品有HSK/BBT/BT/ISO/SK/NT等高精度数控刀柄系列，ER/SK等高精度筒夹，高端铣刀盘/铣刀杆/快速钻/玉米铣刀，可转位刀具及加工中心周边产品等。欧诺威产品采用国家标准GB、国际标准ISO、德国标准DIN、美国标准ANSI、日本标准JIS等不同标准，产品设计采用Pro/Engineer/、UG、AutoCAD、SolidWork等设计软件，自行研发、设计、制造，同时可以设计制造专用、非标数控刀具等行业前沿产品。

“做中国好刀具”是欧诺威数控刀具的企业愿景，让中国生产的刀具品质可以媲美于国外品牌是欧诺威数控刀具的追求，欧诺威更是对产品质量的严格要求根植到每个员工心中，采用ISO9001国际质量管理体系严控生产环节，公司率先采用先进的ERP生产管理系统，整合分析采购、生产、销售主要环节的信息数据并加以沉淀，为客户提供稳定高效贴心的服务。公司先后引进了瑞士斯图特STUDER、瑞士KELLENBERGER克林伯格高精度内外圆复合磨床，日本津上TSUGAMI高精度磨床，日本山崎马扎克MAZAK/日本大隈OKUMA数控车铣复合及马扎克MAZAK五轴加工中心等高端加工设备。引进日本三丰Mitutoyo三坐标，日本三丰Mitutoyo二次元投影仪，三丰Mitutoyo圆柱度仪，三丰Mitutoyo粗糙度轮廓仪，德国戴博Diebold刀柄锥度检具，德国海默HAIMER动平衡机，德国ZOLLER卓勒对刀仪等高端检测仪器。公司生产所需材料进口日本瑞典及国内大型钢厂标准牌号钢材，引进德国先进热处理设备，超深冷处理设备及工艺流程，从而保证了产品的稳定性。欧诺威数控刀具拥有一支在国内数控刀具行业中有着长达20多年职业生涯的专业技术管理团队，其中本科刀具工程师3名，专科刀具工程师8名，能随时随地为客户提供技术支持。欧诺威数控刀具同时拥有高效的销售团队，能够及时高效的回复客户的售前售后等问题。公司地处位置优越的鲁南地区，京沪高铁及鲁南高铁贯穿而入，江浙沪发货今发明至，其他地区3-4天到货，能够第一时间把产品交付到客户手中，保证时效性。欧诺威产品主要出口欧洲、德国、意大利、俄罗斯、美国、日本、韩国、澳大利亚等40多个国家和地区，在航空、航天、5G/3C、船舶、汽车、工程机械、新能源等行业中得到广泛的应用，赢得了客户的一致好评。公司法人王金梅女士谨代表山东欧诺威数控刀具有限公司热诚欢迎国内外客户来访，紧密合作共谋发展。



➔ 领导关怀

LEADERSHIP CONCERN



山东省夏省长来我厂莅临指导工作  
THE GOVERNOR CAME TO VISIT OUR FACTORY




市委副书记石光亮调研欧诺威



省商务厅副厅长任海涛调研欧诺威

➔ 办公一角



OFFICE CORNER





➔ 参加展会

EXHIBITION PHOTOS







生产车间

PRODUCTION WORKSHOP



检测设备

TESTING EQUIPMENT



日本三丰三坐标检测仪  
Mitutoyo Coordinate Measuring Machine



1: 10锥度检测工具图 (德国戴博刀柄检具)  
Picture of 1:10 taper inspection tool  
(German Daibo collet chuck inspection tool)



日本三丰真圆度仪  
Japanese Mitutoyo Round Test Machine



电主轴检测线  
Electric Spindle Test Machines



➔ 仓储配送中心

WAREHOUSE DISTRIBUTION CENTER



➔ 包装

PACKAGING





·阻尼减振刀具 DAMPING TOOLS





阻尼減振



阻尼減振



阻尼減振



阻尼減振



阻尼減振

DAMPING TOOLS

# 阻尼減振刀具系列

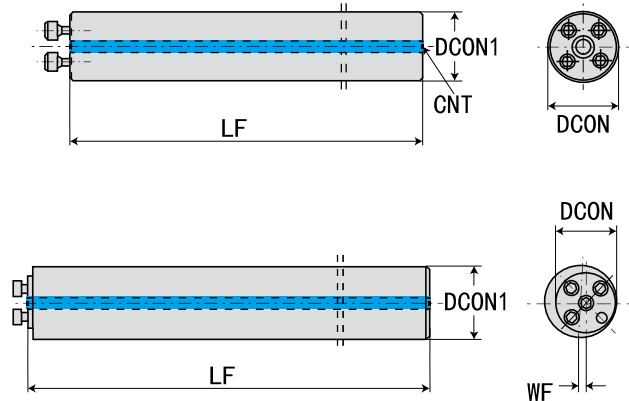
深孔加工 高强抗振 内置专利阻尼器



· 阻尼减振车刀杆 DAMPING TURNING TOOL HOLDER

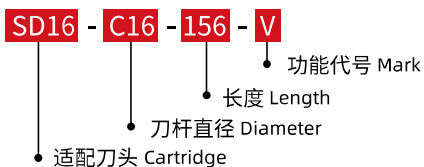
A

阻尼减振刀具  
DAMPING TOOLS



型号 Model	刀杆直径 DCON1	安装面直径 DCON	长度 LF	螺孔 CNT	倍径 L/D	适配刀头 CARTRIDGE	FIG	重量 KG
<b>SD16-C16-156V</b>	16	16	156	G1/8..	7	SD16	1	0.2
<b>-204VE</b>	16	16	204	G1/8..	10	SD16	1	0.5
<b>SD20-C20-200V</b>	20	20	200	G1/4..	7	SD20	1	0.4
<b>-260VE</b>	20	20	260	G1/4..	10	SD20	1	0.8
<b>SD25-C25-255V</b>	25	25	255	G1/4..	7	SD25	1	1
<b>-330VE</b>	25	25	330	G1/4..	10	SD25	1	1.3
<b>-380VE</b>	25	25	380	G1/8..	12	SD25	1	2
<b>-430VE</b>	25	25	430	G1/8..	14	SD25	1	2.6
<b>SD32-C32-320V</b>	32	32	320	G3/8..	7	SD32	1	2.1
<b>-416V</b>	32	32	416	G3/8..	10	SD32	1	2.8
<b>-480VE</b>	32	32	480	G1/4..	12	SD32	1	4.2
<b>-544VE</b>	32	32	544	G1/4..	14	SD32	1	4.8
<b>SD40-C40-408V</b>	40	40	408	G1/2..	7	SD40	2	4.6
<b>-528V</b>	40	40	528	G1/2..	10	SD40	2	5.3
<b>-608VE</b>	40	40	608	G3/8..	12	SD40	2	8.3
<b>-688VE</b>	40	40	688	G3/8..	14	SD40	2	9.4

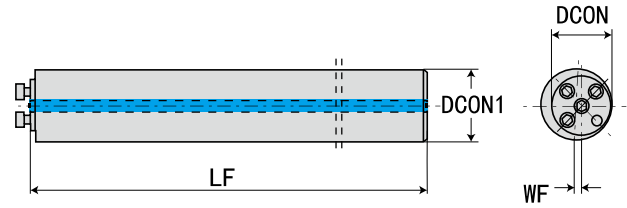
规格说明:





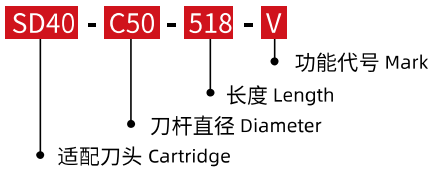
**· 阻尼减振车刀杆**

## DAMPING TURNING TOOL HOLDER



型号 Model	刀杆直径 DCON1	安装面直径 DCON	长度 LF	螺孔 CNT	倍径 L/D	适配刀头 CARTRIDGE	重量 KG
<b>SD40-C50-518V</b>	50	40	518	G1/2..	7	SD40	7.2
<b>-668V</b>	50	40	668	G1/2..	10	SD40	9.3
<b>-768VE</b>	50	40	768	G1/2..	12	SD40	14.4
<b>-868VE</b>	50	40	868	G1/2..	14	SD40	16.6

## 规格说明:

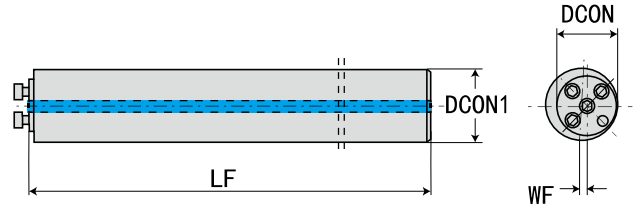




A

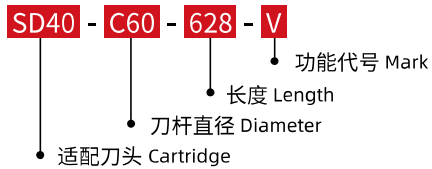
· 阻尼减振车刀杆

DAMPING TURNING TOOL HOLDER



型号 Model	刀杆直径 DCON1	安装面直径 DCON	长度 LF	螺孔 CNT	倍径 L/D	适配刀头 CARTRIDGE	重量 KG
<b>SD40-C60-628V</b>	60	40	628	G3/4..	7	SD40	12.5
<b>-808V</b>	60	40	808	G3/4..	10	SD40	16.3
<b>-920VE</b>	60	40	920	G3/4..	12	SD40	27.1
<b>-1040VE</b>	60	40	1040	G3/4..	14	SD40	30.9

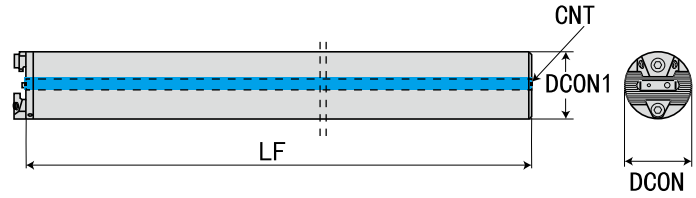
规格说明:





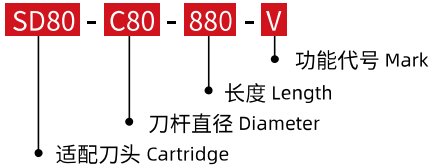
**· 阻尼减振车刀杆**

## DAMPING TURNING TOOL HOLDER



型号 Model	刀杆直径 DCON1	安装面直径 DCON	长度 LF	螺孔 CNT	倍径 L/D	适配刀头 CARTRIDGE	重量 KG
<b>SD80-C80-880V</b>	80	80	880	G3/4..	7	SD80	31.8
<b>-1200V</b>	80	80	1200	G3/4..	10	SD80	52.3
<b>-1240VE</b>	80	80	1240	G3/4..	12	SD80	50
<b>-1400VE</b>	80	80	1400	G3/4..	14	SD80	63

## 规格说明:



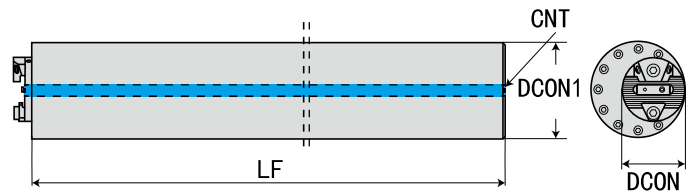


· 阻尼减振车刀杆

DAMPING TURNING TOOL HOLDER

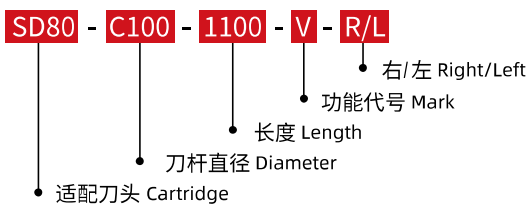
A

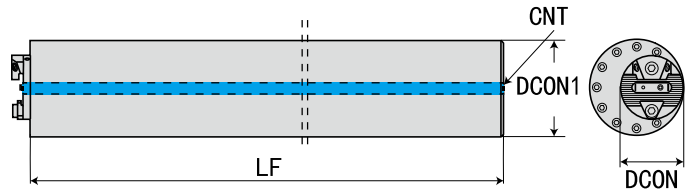
阻尼减振刀具  
DAMPING TOOLS



型号 Model	刀杆直径 DCON1	安装面直径 DCON	长度 LF	螺孔 CNT	倍径 L/D	适配刀头 CARTRIDGE	重量 KG
<b>SD80-C100-1100V</b>	100	80	1100	G3/4..	7	SD80	63.4
<b>-1500V</b>	100	80	1500	G3/4..	10	SD80	86.8
<b>-C120-1900V-R/L</b>	120	80	1900	G3/4..	10	SD80	134
<b>-C130-2000V-R/L</b>	130	80	2000	G3/4..	10	SD80	192.3
<b>-C140-2200V-R/L</b>	140	80	2200	G3/4..	10	SD80	241.5
<b>-C150-2400V-R/L</b>	150	80	2400	G3/4..	10	SD80	252.6
<b>-C160-2600V-R/L</b>	160	80	2600	G3/4..	10	SD80	339.3
<b>-C180-2800V-R/L</b>	180	80	2800	G3/4..	10	SD80	458.2
<b>-C200-3200V-R/L</b>	200	80	3200	G3/4..	10	SD80	657.7
<b>-C220-3450V-R/L</b>	220	80	3450	G1..	10	SD80	1059.3
<b>-C250-4000V-R/L</b>	250	80	4000	G1..	10	SD80	1229

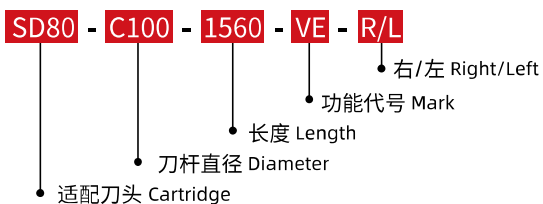
规格说明:



**· 阻尼减振车刀杆** DAMPING TURNING TOOL HOLDER


型号 Model	刀杆直径 DCON1	安装面直径 DCON	长度 LF	螺孔 CNT	倍径 L/D	适配刀头 CARTRIDGE	重量 KG
<b>SD80-C100-1560VE</b>	100	80	1560	G3/4..	12	SD80	117.6
<b>-1760VE</b>	100	80	1760	G3/4..	14	SD80	133.3
<b>-C120-1870VE-R/L</b>	120	80	1870	G3/4..	12	SD80	215.7
<b>-2110VE-R/L</b>	120	80	2110	G3/4..	14	SD80	248.6
<b>-C130-2030VE-R/L</b>	130	80	2030	G3/4..	12	SD80	271.4
<b>-2290VE-R/L</b>	130	80	2290	G3/4..	14	SD80	312.3
<b>-C140-2190VE-R/L</b>	140	80	2190	G3/4..	12	SD80	336.7
<b>-2470VE-R/L</b>	140	80	2470	G3/4..	14	SD80	386.8
<b>-C150-2350VE-R/L</b>	150	80	2350	G3/4..	12	SD80	397.2
<b>-2650VE-R/L</b>	150	80	2650	G3/4..	14	SD80	472.4
<b>-C160-2510VE-R/L</b>	160	80	2510	G3/4..	12	SD80	497.5
<b>-2830VE-R/L</b>	160	80	2830	G3/4..	14	SD80	571.2
<b>-C180-2830VE-R/L</b>	180	80	2830	G3/4..	12	SD80	559.7
<b>-3190VE-R/L</b>	180	80	3190	G3/4..	14	SD80	642.6
<b>-C200-3150VE-R/L</b>	200	80	3150	G3/4..	12	SD80	621.9
<b>-3550VE-R/L</b>	200	80	3550	G3/4..	14	SD80	714.3
<b>-C220-3470VE-R/L</b>	220	80	3470	G3/4..	12	SD80	684.1
<b>-3910VE-R/L</b>	220	80	3910	G3/4..	14	SD80	785.7
<b>-C250-3950VE-R/L</b>	250	80	3950	G3/4..	12	SD80	777.4
<b>-4450VE-R/L</b>	250	80	4450	G3/4..	14	SD80	892.8

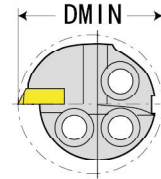
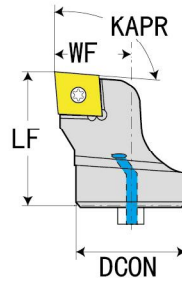
## 规格说明:





·正型 95°正镗刀头

POSITIVE TYPE 95° BORING



型号 Model	长度 LF	安装面直径 DCON	中心距 WF	范围 DMIN	角度 KAPR	刀片 Insert	重量 KG
SD16-SCLCR-06	20	16	11	20	95°	CC**0602**	0.03
SD20-SCLCR-09	20	20	13	25	95°	CC**09T3**	0.05
SD25-SCLCR-09	20	25	17	32	95°	CC**09T3**	0.07
SD32-SCLCR-09	32	32	22	40	95°	CC**09T3**	0.13
SD40-SCLCR-12	38	40	27	50	95°	CC**1204**	0.24
SD16-SCLCL-06	20	16	11	20	95°	CC**0602**	0.03
SD20-SCLCL-09	20	20	13	25	95°	CC**09T3**	0.05
SD25-SCLCL-09	20	25	17	32	95°	CC**09T3**	0.07
SD32-SCLCL-09	32	32	22	40	95°	CC**09T3**	0.13
SD40-SCLCL-12	38	40	27	50	95°	CC**1204**	0.24

·备件 SPARE PARTS

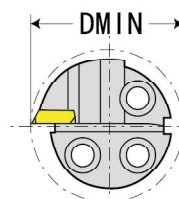
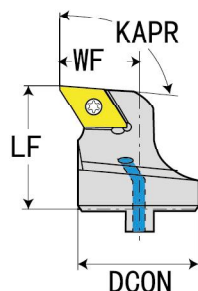
型号 Model	螺丝 Screw	旗型扳手 Wrench	刀垫 Shim	刀垫螺套 Sleeve for shim	刀垫扳手 Allen key for shim	定位销 Locating pin
SD16-SCLCR/L-06	SR21-M2.5*0.45P*5	T8	-	-	-	D4-3*7
SD20-SCLCR/L-09	SR21-M4*0.7P*9	T15	-	-	-	D6-5*8
SD25-SCLCR/L-09	SR21-M4*0.7P*9	T15	-	-	-	D6-5*9
SD32-SCLCR/L-09	SR21-M4*0.7P*9	T15	-	-	-	D6-5*11
SD40-SCLCR/L-12	SR21-M5*0.8P*12	T20	ST01-CC12*2.8	SRT-M7-M5*13	KEY01-M3	D6-5*11

规格说明:



**· 正型 93°正镗刀头**

POSITIVE TYPE 93° BORING



型号 Model	长度 LF	安装面直径 DCON	中心距 WF	范围 DMIN	角度 KARP	刀片 Insert	重量 KG
SD16-SDUCR-07	20	16	11	20	93°	DC**0702**	0.03
SD20-SDUCR-11	20	20	13	25	93°	DC**11T3**	0.05
SD25-SDUCR-11	20	25	17	32	93°	DC**11T3**	0.07
SD32-SDUCR-11	32	32	22	40	93°	DC**11T3**	0.13
SD40-SDUCR-11	32	40	27	50	93°	DC**11T3**	0.2
SD16-SDUCL-07	20	16	11	20	93°	DC**0702**	0.03
SD20-SDUCL-11	20	20	13	25	93°	DC**11T3**	0.05
SD25-SDUCL-11	20	25	17	32	93°	DC**11T3**	0.07
SD32-SDUCL-11	32	32	22	40	93°	DC**11T3**	0.13
SD40-SDUCL-11	32	40	27	50	93°	DC**11T3**	0.2

**· 备件** SPARE PARTS

型号 Model	螺丝 Screw	旗型扳手 Wrench	刀垫 Shim	刀垫螺套 Sleeve for shim	刀垫扳手 Allen key for shim	定位销 Locating pin
SD16-SDUCR/L-07	SR21-M2.5*0.45P*5	T8	-	-	-	D4-3*7
SD20-SDUCR/L-11	SR21-M4*0.7P*11	T15	-	-	-	D6-5*8
SD25-SDUCR/L-11	SR21-M4*0.7P*11	T15	-	-	-	D6-5*9
SD32-SDUCR/L-11	SR21-M4*0.7P*11	T15	ST01-CC11*2.82	SRT-M6-M4*6.9	KEY01-M4	D6-5*11
SD40-SDUCR/L-11	SR21-M4*0.7P*11	T15	ST01-CC11*2.82	SRT-M6-M4*6.9	KEY01-M4	D6-5*11

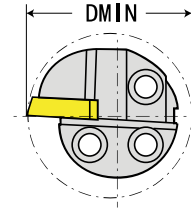
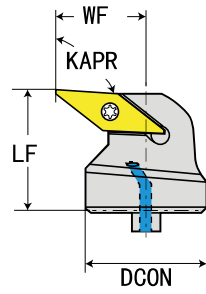
规格说明:





·正型 93°正镗仿形刀头

POSITIVE TYPE 93° BORING AND PROFILE-TURNING

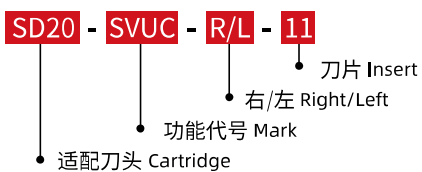


型号 Model	长度 LF	安装面直径 DCON	中心距 WF	范围 DMIN	角度 KAPR	刀片 Insert	重量 KG
SD20-SVUCR-11	20	20	15	27	93 度	VC**1103**	0.05
SD25-SVUCR-11	20	25	18	33	93 度	VC**1103**	0.06
SD20-SVUCL-11	20	20	15	27	93 度	VC**1103**	0.05
SD25-SVUCL-11	20	25	18	33	93 度	VC**1103**	0.06

·备件 SPARE PARTS

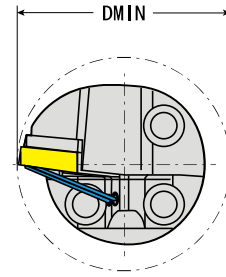
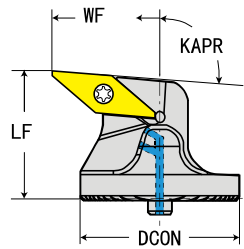
型号 Model	螺丝 Screw	旗型扳手 Wrench	定位销 Locating pin
SD20-SVUCR/L-11	SR21-M2.5*0.45P*6	T8	D6-5*8
SD25-SVUCR/L-11	SR21-M2.5*0.45P*6	T8	D6-5*9

规格说明:



**·正型 95°正镗仿形刀头**

## POSITIVE TYPE 95° BORING AND PROFILE-TURNING

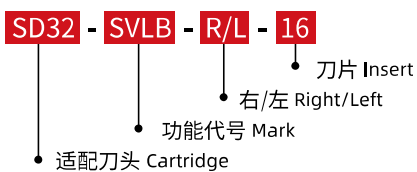


型号 Model	长度 LF	安装面直径 DCON	中心距 WF	范围 DMIN	角度 KAPR	刀片 Insert	重量 KG
SD32-SVLBR-16	32	32	22	40	95 度	VC**1604**	0.13
SD40-SVLBR-16	32	40	27	50	95 度	VC**1604**	0.19
SD32-SVLBL-16	32	32	22	40	95 度	VC**1604**	0.13
SD40-SVLBL-16	32	40	27	50	95 度	VC**1604**	0.19

**·备件** SPARE PARTS

型号 Model	螺丝 Screw	旗型扳手 Wrench	刀垫 Shim	刀垫螺套 Sleeve for shim	刀垫扳手 Allen key for shim	定位销 Locating pin
SD32-SVLBR/L-16	SR21-M4*0.7P*11	T15	ST01-CC16*2.82	SRT-M6-M4*6.9	KEY01-M4	D6-5*11
SD40-SVLBR/L-16	SR21-M4*0.7P*11	T15	ST01-CC16*2.82	SRT-M6-M4*6.9	KEY01-M4	D6-5*11

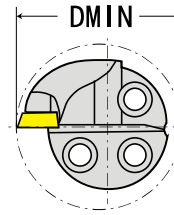
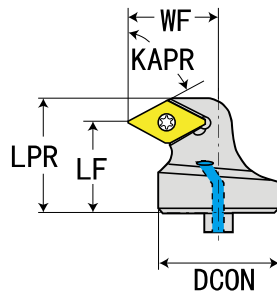
规格说明:





·正型 62.5°仿形刀头

POSITIVE TYPE 62.5° PROFILE-TURNING

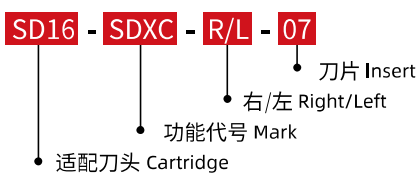


型号 Model	长度 LF	安装面直径 DCON	全长 LPR	中心距 WF	范围 DMIN	角度 KARP	刀片 Insert	重量 KG
SD16-SDXCR-07	15	16	18.8	13	22	62.5°	DC**0702**	0.03
SD20-SDXCR-07	15	20	18.8	15	27	62.5°	DC**0702**	0.04
SD25-SDXCR-07	15	25	18.8	18	33	62.5°	DC**0702**	0.06
SD32-SDXCR-11	20	32	28	22	40	62.5°	DC**11T3**	0.12
SD40-SDXCR-11	20	40	28	27	50	62.5°	DC**11T3**	0.18
SD16-SDXCL-07	15	16	18.8	13	22	62.5°	DC**0702**	0.03
SD20-SDXCL-07	15	20	18.8	15	27	62.5°	DC**0702**	0.04
SD25-SDXCL-07	15	25	18.8	18	33	62.5°	DC**0702**	0.06
SD32-SDXCL-11	20	32	28	22	40	62.5°	DC**11T3**	0.12
SD40-SDXCL-11	20	40	28	27	50	62.5°	DC**11T3**	0.18

·备件 SPARE PARTS

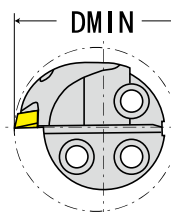
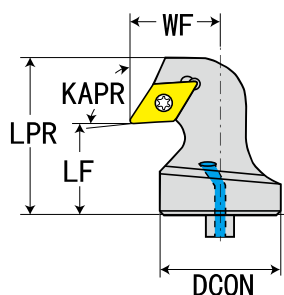
型号 Model	螺丝 Screw	旗型扳手 Wrench	刀垫 Shim	刀垫螺套 Sleeve for shim	刀垫扳手 Allen key for shim	定位销 Locating pin
SD16-SDXCR/L-07	SR21-M2.5*0.45P*5	T8	-	-	-	D4-3*7
SD20-SDXCR/L-07	SR21-M2.5*0.45P*5	T8	-	-	-	D6-5*8
SD25-SDXCR/L-07	SR21-M2.5*0.45P*5	T8	-	-	-	D6-5*9
SD32-SDXCR/L-11	SR21-M4*0.7P*11	T15	ST01-CC11*2.82	SRT-M6-M4*6.9	KEY01-M4	D6-5*11
SD40-SDXCR/L-11	SR21-M4*0.7P*11	T15	ST01-CC11*2.82	SRT-M6-M4*6.9	KEY01-M4	D6-5*11

规格说明:



**· 正型 93°反镗刀头**

POSITIVE TYPE 93° BACK BORING



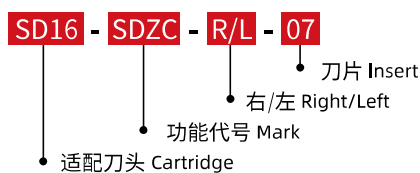
型号 Model	长度 LF	安装面直径 DCON	全长 LPR	中心距 WF	范围 DMIN	角度 KARP	刀片 Insert	重量 KG
SD16-SDZCR-07	15	16	26.6	13	22	93°	DC**0702**	0.03
SD20-SDZCR-07	15	20	26.6	15	27	93°	DC**0702**	0.05
SD25-SDZCR-07	15	25	26.6	18	33	93°	DC**0702**	0.06
SD32-SDZCR-11	20	32	37	22	40	93°	DC**11T3**	0.14
SD40-SDZCR-11	20	40	37	27	50	93°	DC**11T3**	0.22
SD16-SDZCL-07	15	16	26.6	13	22	93°	DC**0702**	0.03
SD20-SDZCL-07	15	20	26.6	15	27	93°	DC**0702**	0.05
SD25-SDZCL-07	15	25	26.6	18	33	93°	DC**0702**	0.06
SD32-SDZCL-11	20	32	37	22	40	93°	DC**11T3**	0.14
SD40-SDZCL-11	20	40	37	27	50	93°	DC**11T3**	0.22

**· 备件**

SPARE PARTS

型号 Model	螺丝 Screw	旗型扳手 Wrench	刀垫 Shim	刀垫螺套 Sleeve for shim	刀垫扳手 Allen key for shim	定位销 Locating pin
SD16-SDZCR/L-07	SR21-M2.5*0.45P*5	T8	-	-	-	D4-3*7
SD20-SDZCR/L-07	SR21-M2.5*0.45P*5	T8	-	-	-	D6-5*8
SD25-SDZCR/L-07	SR21-M2.5*0.45P*5	T8	-	-	-	D6-5*9
SD32-SDZCR/L-11	SR21-M4*0.7P*11	T15	ST01-CC11*2.82	SRT-M6-M4*6.9	KEY01-M4	D6-5*11
SD40-SDZCR/L-11	SR21-M4*0.7P*11	T15	ST01-CC11*2.82	SRT-M6-M4*6.9	KEY01-M4	D6-5*11

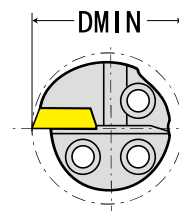
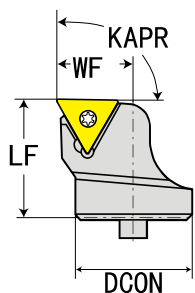
规格说明:





·正型 91°正镗刀头

POSITIVE TYPE 91° PROFILE-TURNING

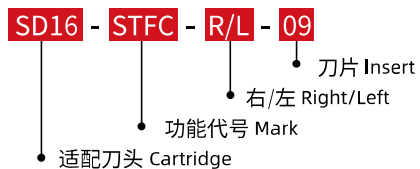


型号 Model	长度 LF	安装面直径 DCON	中心距 WF	范围 DMIN	角度 KARP	刀片 Insert	重量 KG
SD16-STFCR-09	20	16	11	20	91°	TC**0902**	0.03
SD16-STFCR-11	20	16	11	20	91°	TC**1102**	0.03
SD20-STFCR-11	20	20	13	25	91°	TC**1102**	0.04
SD25-STFCR-11	20	25	17	32	91°	TC**1102**	0.06
SD32-STFCR-16	32	32	22	40	91°	TC**16T3**	0.14
SD40-STFCR-16	32	40	27	50	91°	TC**16T3**	0.21
SD16-STFCL-09	20	16	11	20	91°	TC**0902**	0.03
SD16-STFCL-11	20	16	11	20	91°	TC**1102**	0.03
SD20-STFCL-11	20	20	13	25	91°	TC**1102**	0.04
SD25-STFCL-11	20	25	17	32	91°	TC**1102**	0.06
SD32-STFCL-16	32	32	22	40	91°	TC**16T3**	0.14
SD40-STFCL-16	32	40	27	50	91°	TC**16T3**	0.21

·备件 SPARE PARTS

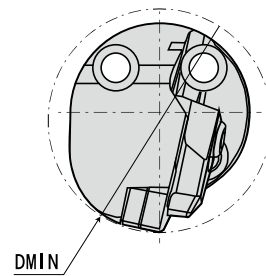
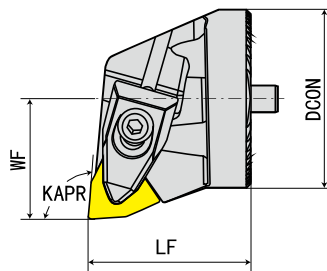
型号 Model	螺丝 Screw	旗型扳手 Wrench	定位销 Locating pin
SD16-STFCR/L-09	SR21-M2.2*0.45P*5.5	T7	D4-3*7
SD16-STFCR/L-11	SR21-M2.5*0.45P*6	T8	D4-3*7
SD20-STFCR/L-11	SR21-M2.5*0.45P*6	T8	D6-5*8
SD25-STFCR/L-11	SR21-M2.5*0.45P*6	T8	D6-5*9
SD32-STFCR/L-16	SR21-M4*0.7P*9.5	T15	D6-5*11
SD40-STFCR/L-16	SR21-M4*0.7P*9.5	T15	D6-5*11

规格说明:



## ·负型 95°正镗刀头

## NEGATIVE TYPE 91° PROFILE-TURNING

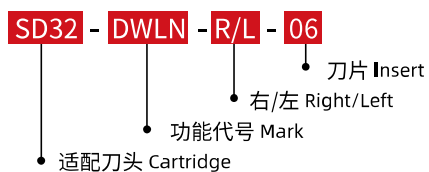


型号 Model	长度 LF	安装面直径 DCON	中心距 WF	范围 DMIN	角度 KAPR	刀片 Insert	重量 KG
SD32-DWLNR-06T	32	32	22	40	95度	WN**0604**	0.11
SD32-DWLNR-08T	36	32	24	46	95度	WN**0804**	0.12
SD40-DWLNR-08T	36	40	27	50	95度	WN**0804**	0.23
SD32-DWLNL-06T	32	32	22	40	95度	WN**0604**	0.11
-08T	36	32	24	46	95度	WN**0804**	0.12
SD40-DWLNL-08T	36	40	27	50	95度	WN**0804**	0.23

## ·备件 SPARE PARTS

型号 Model	压板 Clamping pad	压板弹簧 Spring for clampin pad	压板螺钉 Screw for clampin pad	刀垫 Shim	压板扳手 Allen key for clampin pad	刀垫锁紧螺钉 Clamping screw for shim	刀垫扳手 Allen key for shim	定位销 Locating pin
SD32-DWLNR/L-06T	PB10DDN11	YH7*0.6*13	SR59M4*16	ST01WN06*3.18	KEY01-M2.5	SR20-M4*0.7P*9.5	KEY02-T15	D6-5*11
SD32-DWLNR/L-08T	PB10DCN12	YH8*0.6*13	SR59M5*20	ST01WN08*3.18	KEY01-M3	SR20-M5*0.8P*10	KEY02-T20	D6-5*11
SD40-DWLNR/L-08T	PB10DCN12	YH8*0.6*13	SR59M5*20	ST01WN08*6.35	KEY01-M3	SR20-M4*0.7P*9.5	KEY02-T15	D6-5*11

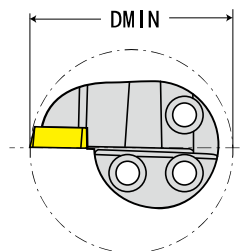
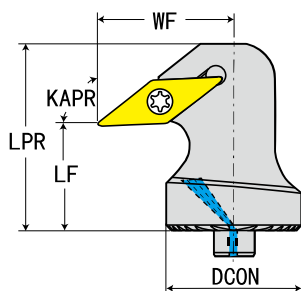
规格说明:





·正型 93°反镗仿形刀头

POSITIVE TYPE 93° BACK BORING PROFILE-TURNING

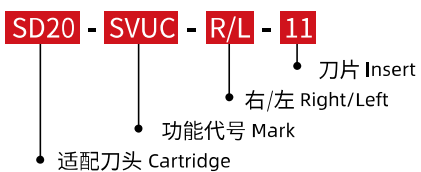


型号 Model	长度 LF	安装面直径 DCON	全长 LPR	中心距 WF	范围 DMIN	角度 KARP	刀片 Insert	重量 KG
SD20-SVUCR-11	15	20	27	20	32	93°	VC**1103**	0.05
SD25-SVUCR-11	15	25	27	22	37	93°	VC**1103**	0.08
SD20-SVUCL-11	15	20	27	20	32	93°	VC**1103**	0.05
SD25-SVUCL-11	15	25	27	22	37	93°	VC**1103**	0.08

·备件 SPARE PARTS

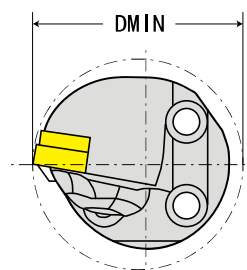
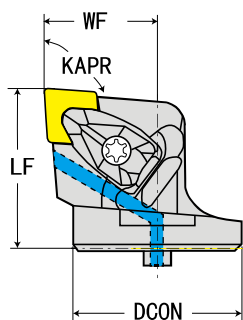
型号 Model	螺丝 Screw	旗型扳手 Wrench	定位销 Locating pin
SD20-SVUCR/L-11	SR20-M2.5*0.45P*6	T8	D6-5*8
SD25-SVUCR/L-11	SR20-M2.5*0.45P*6	T8	D6-5*9

规格说明:



## ·负型 95°正镗刀头

## NEGATIVE TYPE 95° BORING

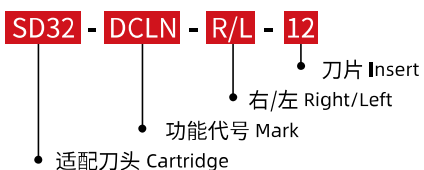


型号 Model	长度 LF	安装面直径 DCON	中心距 WF	范围 DMIN	角度 KARP	刀片 Insert	重量 KG
SD32-DCLNR-12	38	32	22	40	95°	CN**1204**	0.17
SD40-DCLNR-12	38	40	27	50	95°	CN**1204**	0.22
SD40-DCLNR-16	40	40	32	57	95°	CN**1606**	0.32
SD40-DCLNR-19	42	40	34	57	95°	CN**1906**	0.33
SD32-DCLNL-12	38	32	22	40	95°	CN**1204**	0.17
SD40-DCLNL-12	38	40	27	50	95°	CN**1204**	0.22
SD40-DCLNL-16	40	40	32	57	95度	CN**1606**	0.32
SD40-DCLNL-19	42	40	34	57	95度	CN**1906**	0.33

## ·备件 SPARE PARTS

型号 Model	压板 Clamping pad	压板弹簧 Spring for clampin pad	压板螺钉 Screw for clampin pad	刀垫 Shim	压板扳手 Allen key for clampin pad	刀垫锁紧螺钉 Clamping screw for shim	刀垫扳手 Allen key for shim	定位销 Locating pin
SD32-DCLNR/L-12	PB10DCN12	YH8*0.6*13	SR59M5*20	ST01CN12*3.2	KEY01-M3	SR20-M5*0.8P*10	KEY02-T20	D6-5*11
SD40-DCLNR/L-12	PB10DCN12	YH8*0.6*13	SR59M5*20	ST01CN12*3.2	KEY01-M3	SR20-M5*0.8P*10	KEY02-T20	D6-5*11
SD40-DCLNR/L-16	PB10DCN16	YH9*0.8*14	SR59M6*26.5	ST01CN16*3.2	KEY01-M4	-	KEY02-T20	-
SD40-DCLNR/L-19	PB10DCN19	-	-	-	-	-	-	-

规格说明:

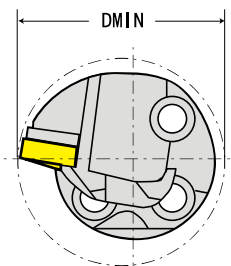
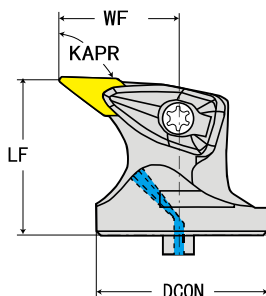


A

阻尼减振刀具  
DAMPING TOOLS

·负型 93°正镗仿形刀头

NEGATIVE TYPE 93° BORING AND PROFILE-TURNING



型号 Model	长度 LF	安装面直径 DCON	全长 LPR	中心距 WF	范围 DMIN	角度 KAPR	刀片 Insert	重量 KG
SD40-DVUNR-16	20	40	38.5	34	56	93 度	VN**1604**	0.26
SD40-DVUNL-16	20	40	38.5	34	56	93 度	VN**1604**	0.26

·备件 SPARE PARTS

型号 Model	压板 Clamping pad	压板弹簧 Spring for clampin pad	压板螺钉 Screw for clampin pad	刀垫 Shim	压板扳手 Allen key for clampin pad	刀垫锁紧螺钉 Clamping screw for shim	刀垫扳手 Allen key for shim	定位销 Locating pin
SD40-DVUNR/L-16	PB10DVN16	YH9*0.8*14	SR59M6*26.5	ST01VN16*3.2	KEY01-M4	SR20-M3.5*0.6P*8.5	KEY02-T10	D6-5*11

规格说明:

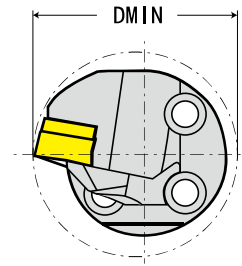
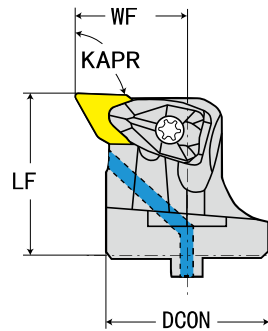
SD40 - DVUN - R/L - 16

- 适配刀头 Cartridge
- 功能代号 Mark
- 右/左 Right/Left
- 刀片 Insert



**· 负型 93°正镗仿形刀头**

## NEGATIVE TYPE 93° BORING AND PROFILE-TURNING

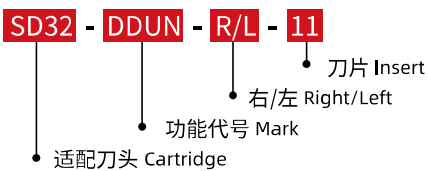


型号 Model	长度 LF	安装面直径 DCON	中心距 WF	范围 DMIN	角度 KAPR	刀片 Insert	重量 KG
SD32-DDUNR-11	32	32	22	40	93°	DN**1104**	0.13
SD40-DDUNR-15	32	40	27	50	93°	DN**1506**	0.21
SD32-DDUNL-11	32	32	22	40	93°	DN**1104**	0.13
SD40-DDUNL-15	32	40	27	50	93°	DN**1506**	0.21

**· 备件** SPARE PARTS

型号 Model	压板 Clamping pad	压板弹簧 Spring for clampin pad	压板螺钉 Screw for clampin pad	刀垫 Shim	压板扳手 Allen key for clampin pad	刀垫锁紧螺钉 Clamping screw for shim	刀垫扳手 Allen key for shim	定位销 Locating pin
SD32-DDUNR/L-11	PB10DDN11	YH7*0.6*13	SR59M4*16	ST01DN11*3.18	KEY01-M2.5	SR21-M4*0.7P*9.5	KEY02-T15	D6-5*11
SD40-DDUNR/L-15	PB10DCN12	YH8*0.6*13	SR59M5*20	ST01DN15*4.76	KEY01-M3	SR20-M4*0.7P*11.5	KEY02-T15	D6-5*11

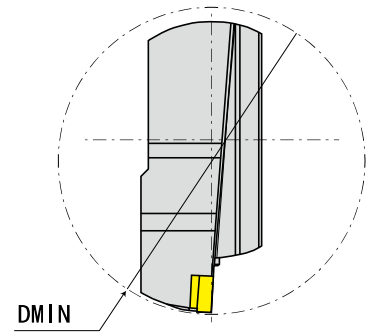
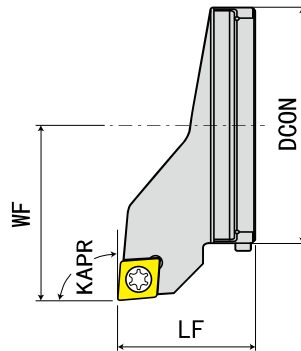
## 规格说明:



A

·正型 95°正镗刀头

POSITIVE TYPE 95° BORING

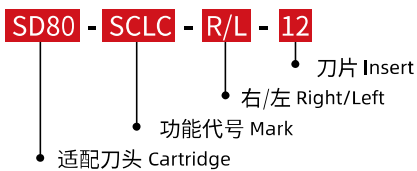


型号 Model	长度 LF	安装面直径 DCON	中心距 WF	范围 DMIN	厚度 H	角度 KARP	刀片 Insert	重量 KG
SD80-SCLCR-12	45	80	57	100	37.5	95°	CC**1204**	0.55
SD80-SCLCL-12	45	80	57	100	37.5	95°	CC**1204**	0.55

·备件 SPARE PARTS

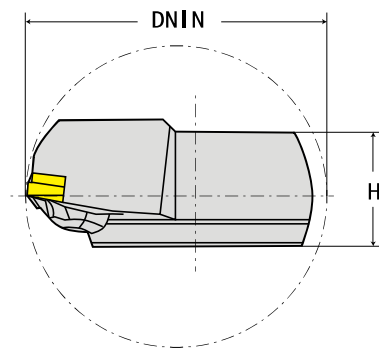
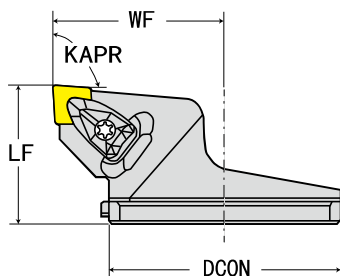
型号 Model	压板 Clamping pad	压板弹簧 Spring for clampin pad	压板螺钉 Screw for clampin pad	刀垫 Shim	压板扳手 Allen key for clampin pad	刀垫锁紧螺钉 Clamping screw for shim	刀垫扳手 Allen key for shim
SD80-SCLCR/L-12	PB10DCN12	YH8*0.6*13	SR59M5*20	ST01CN12*3.2	KEY01-M3	SR20-M5*0.8P*10	KEY02-T20

规格说明:



**·负型 95°正镗刀头**

## NEGATIVE TYPE 95° BORING

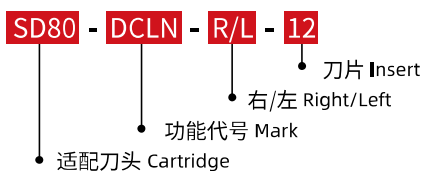


型号 Model	长度 LF	安装面直径 DCON	中心距 WF	范围 DMIN	厚度 H	角度 KARP	刀片 Insert	重量 KG
SD80-DCLNR-12	45	80	57	100	37.5	95°	CN**1204**	0.56
SD80-DCLNR-16	45	80	57	100	37.5	95°	CN**1606**	0.6
SD80-DCLNL-12	45	80	57	100	37.5	95°	CN**1204**	0.56
SD80-DCLNL-16	45	80	57	100	37.5	95°	CN**1606**	0.6

**·备件** SPARE PARTS

型号 Model	压板 Clamping pad	压板弹簧 Spring for clampin pad	压板螺钉 Screw for clampin pad	刀垫 Shim	压板扳手 Allen key for clampin pad	刀垫锁紧螺钉 Clamping screw for shim	刀垫扳手 Allen key for shim
SD80-DCLNR/L-12	PB10DCN12	YH8*0.6*13	SR59M5*20	ST01CN12*3.2	KEY01-M3	SR20-M5*0.8P*10	KEY02-T20
SD80-DCLNR/L-16	PB10DCN16	YH9*0.8*14	SR59M6*26.5	ST01CN16*3.2	KEY01-M4	-	KEY02-T20

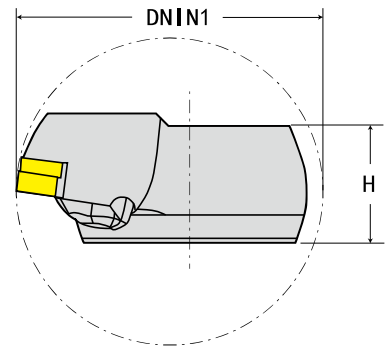
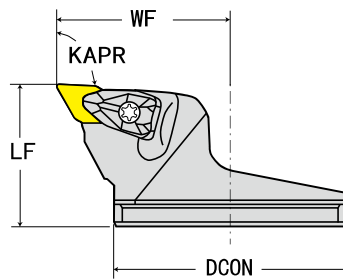
## 规格说明:





·负型 93°正镗仿形刀头

NEGATIVE TYPE 93° BORING AND PROFILE-TURNING

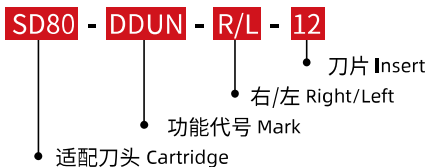


型号 Model	长度 LF	安装面直径 DCON	中心距 WF	范围 DMIN	厚度 H	角度 KARP	刀片 Insert	重量 KG
SD80-DDUNR-15	45	80	57	100	37.5	93°	DN**1506**	0.55
SD80-DDUNL-15	45	80	57	100	37.5	93°	DN**1506**	0.55

·备件 SPARE PARTS

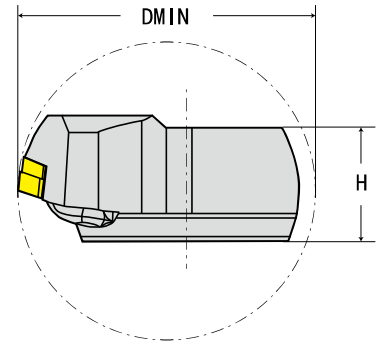
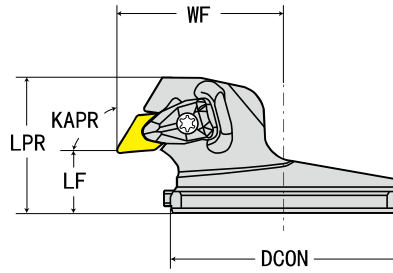
型号 Model	压板 Clamping pad	压板弹簧 Spring for clampin pad	压板螺钉 Screw for clampin pad	刀垫 Shim	压板扳手 Allen key for clampin pad	刀垫锁紧螺钉 Clamping screw for shim	刀垫扳手 Allen key for shim
SD80-DDUNR/L-15X	PB10DCN12	YH8*0.6*13	SR59M5*20	ST01DN15*4.76	KEY01-M3	SR20-M4*0.7P*11.5	KEY02-T15

规格说明:



**·负型 93°反镗仿形刀头**

## NEGATIVE TYPE 93° BACK BORING AND PROFILE-TURNING



型号 Model	长度 LF	安装面直径 DCON	全长 LPR	中心距 WF	范围 DMIN	厚度 H	角度 KAPR	刀片 Insert	重量 KG
<b>SD80-DDUNR-15X</b>	20	80	45	57	100	37.5	93°	DN**1506**	0.55
<b>SD80-DDUNL-15X</b>	20	80	45	57	100	37.5	93°	DN**1506**	0.55

**·备件** SPARE PARTS

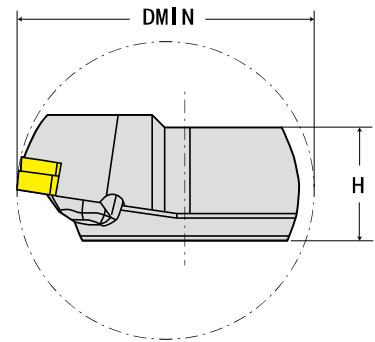
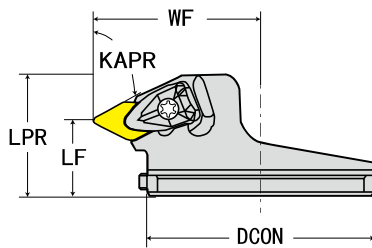
型号 Model	压板 Clamping pad	压板弹簧 Spring for clampin pad	压板螺钉 Screw for clampin pad	刀垫 Shim	压板扳手 Allen key for clampin pad	刀垫锁紧螺钉 Clamping screw for shim	刀垫扳手 Allen key for shim
<b>SD80-DDUNR/L-15X</b>	PB10DCN12	YH8*0.6*13	SR59M5*20	ST01DN15*4.76	KEY01-M3	SR20-M4*0.7P*11.5	KEY02-T15

规格说明:



·负型 62.5°仿形刀头

NEGATIVE TYPE 62.5° BORING AND PROFILE-TURNING

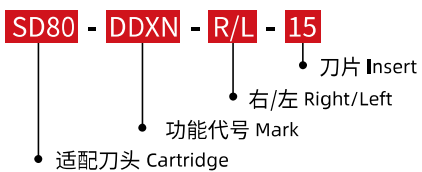


型号 Model	长度 LF	安装面直径 DCON	全长 LPR	中心距 WF	范围 DMIN	厚度 H	角度 KAPR	刀片 Insert	重量 KG
SD80-DDXNR-15	25	80	40.3	57	100	37.5	62.5	DN**1506**	0.5
SD80-DDXNL-15	25	80	40.3	57	100	37.5	62.5	DN**1506**	0.5

·备件 SPARE PARTS

型号 Model	压板 Clamping pad	压板弹簧 Spring for clampin pad	压板螺钉 Screw for clampin pad	刀垫 Shim	压板扳手 Allen key for clampin pad	刀垫锁紧螺钉 Clamping screw for shim	刀垫扳手 Allen key for shim
SD80-DDXNR/L-15	PB10DCN12	YH8*0.6*13	SR59M5*20	ST01DN15*4.76	KEY01-M3	SR20-M4*0.7P*11.5	KEY02-T15

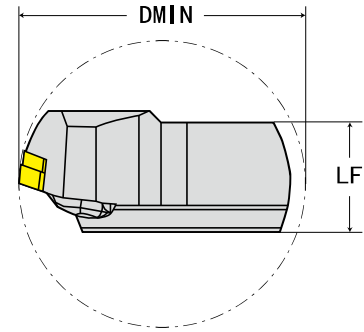
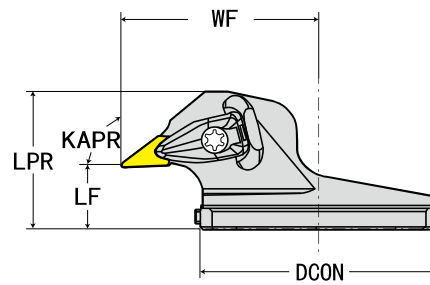
规格说明:





**·负型 93°反镗仿形刀头**

NEGATIVE TYPE 93° BACK BORING AND PROFILE-TURNING

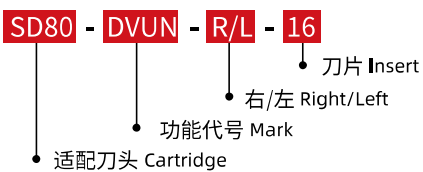


型号 Model	长度 LF	安装面直径 DCON	全长 LPR	中心距 WF	范围 DMIN	厚度 H	角度 KARP	刀片 Insert	重量 KG
<b>SD80-DVUNR-16X</b>	20	80	45	64	100	37.5	93°	VN**1604**	0.55
<b>SD80-DVUNL-16X</b>	20	80	45	64	100	37.5	93°	VN**1604**	0.55

**·备件** SPARE PARTS

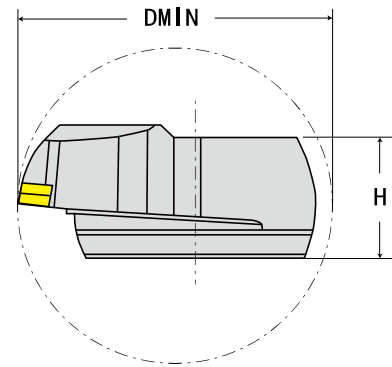
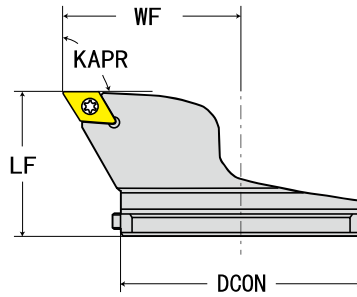
型号 Model	压板 Clamping pad	压板弹簧 Spring for clampin pad	压板螺钉 Screw for clampin pad	刀垫 Shim	压板扳手 Allen key for clampin pad	刀垫锁紧螺钉 Clamping screw for shim	刀垫扳手 Allen key for shim
<b>SD80-DVUNR/L-16X</b>	PB10DVN16	YH9*0.8*14	SR59M6*26.5	ST01VN16*3.2	KEY01-M4	SR20-M3.5*0.6P*8.5	KEY02-T10

规格说明:



·正型 93°正镗仿形刀头

POSITIVE TYPE 93° BORING AND PROFILE-TURNING



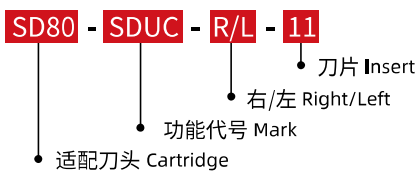
型号 Model	长度 LF	安装面直径 DCON	中心距 WF	范围 DMIN	厚度 H	角度 KARP	刀片 Insert	重量 KG
SD80-SDUCR-11	45.7	80	57	100	37.5	93°	DC**11T3**	0.55
SD80-SDUCL-11	45.7	80	57	100	37.5	93°	DC**11T3**	0.55

·备件

SPARE PARTS

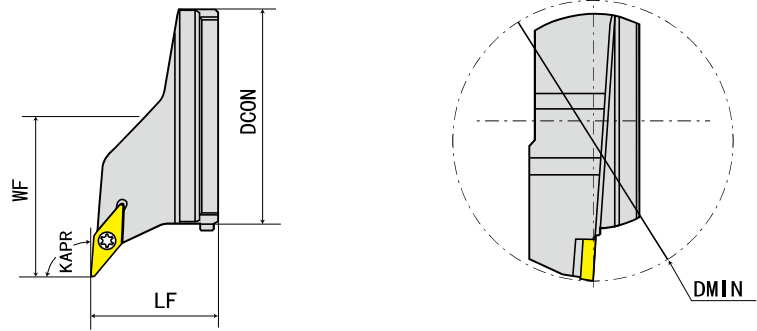
型号 Model	螺丝 Screw	旗型扳手 Wrench	刀垫 Shim	刀垫螺套 Sleeve for shim	刀垫扳手 Allen key for shim
SD80-SDUCR/L-11	SR21-M4*0.7P*11	T15	ST01-CC11*2.82	SRT-M6-M4*6.9	KEY01-M4

规格说明:



**·正型 95°正镗仿形刀头**

POSITIVE TYPE 95° BORING AND PROFILE-TURNING

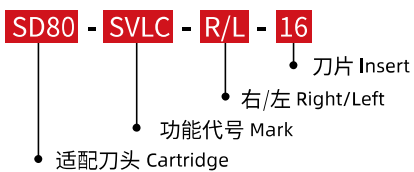


型号 Model	长度 LF	安装面直径 DCON	中心距 WF	范围 DMIN	厚度 H	角度 KARP	刀片 Insert	重量 KG
SD80-SVLCR-16T	45	80	57	100	37.5	95°	VC**1604**	0.44
SD80-SVLCR-16T	45	80	57	100	37.5	95°	VC**1604**	0.44

**·备件** SPARE PARTS

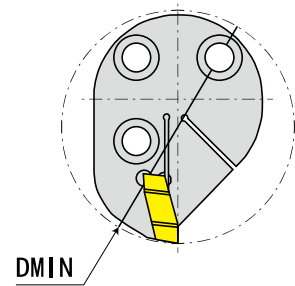
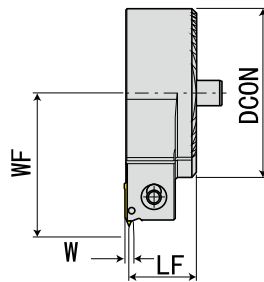
型号 Model	螺丝 Screw	旗型扳手 Wrench	刀垫 Shim	刀垫螺套 Sleeve for shim	刀垫扳手 Allen key for shim
SD80-SVLCR/L-16T	SR21-M4*0.7P*11	T15	ST01-CC16*2.82	SRT-M6-M4*6.9	KEY01-M4

规格说明:





·槽刀刀头 GROOVING HEAD

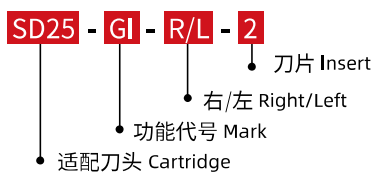


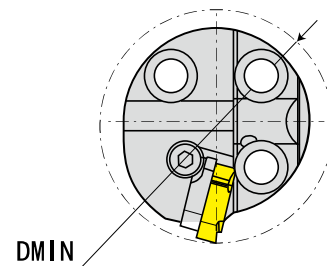
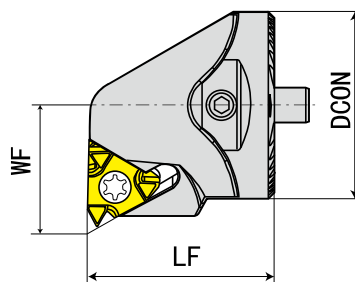
型号 Model	长度 LF	安装面直径 DCON	中心距 WF	范围 DMIN	槽宽 W	刀片 Insert	重量 KG
<b>SD25-GIR/L-2</b>	14	25	17.5	31	2	HG2002	0.45
<b>-3</b>	14	25	17.5	31	3	HG3003	0.45
<b>SD32-GIR/L-2</b>	18	32	20	37	2	HG2002	0.45
<b>-3</b>	18	32	20	37	3	HG3003	0.45
<b>SD40-GIR/L-2</b>	18	40	24	45	2	HG2002	0.45
<b>-3</b>	18	40	25	46	3	HG3003	0.45
<b>-4</b>	18	40	28	49	4	HG4004	0.45

·备件 SPARE PARTS

型号 Model	螺丝 Screw	旗型扳手 Wrench	定位销 Locating pin
<b>SD25-GIR/L-2</b>	SR55-M4*0.7P*12	KEY01-M3	D6-5*9
<b>-3</b>	SR55-M4*0.7P*12	KEY01-M3	D6-5*9
<b>SD32-GIR/L-2</b>	SR55-M4*0.7P*12	KEY01-M3	D6-5*11
<b>-3</b>	SR55-M4*0.7P*12	KEY01-M3	D6-5*11
<b>SD40-GIR/L-2</b>	SR55-M4*0.7P*12	KEY01-M3	D6-5*11
<b>-3</b>	SR55-M4*0.7P*12	KEY01-M3	D6-5*11
<b>-4</b>	SR55-M4*0.7P*12	KEY01-M3	D6-5*11

规格说明:



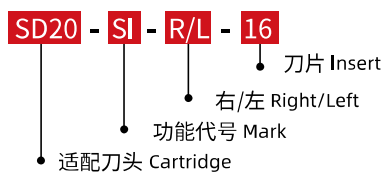
**·螺纹刀头**      THREADING TOOL CARTRIDGE


型号 Model	长度 LF	安装面直径 DCON	中心距 WF	范围 DMIN	刀片 Insert	重量 KG
<b>SD20-SIR/L-16</b>	25	20	14	25	16IR/L	0.04
<b>SD25-SIR/L-16T</b>	25	25	17	32	16IR/L	0.05
<b>SD32-SIR/L-16T</b>	32	32	22	40	16IR/L	0.11
<b>SD32-SIR/L-22T</b>	32	32	22	40	22IR/L	0.11
<b>SD40-SIR/L-16T</b>	32	40	27	50	16IR/L	0.17
<b>SD40-SIR/L-22T</b>	32	40	27	50	22IR/L	0.17

**·备件**      SPARE PARTS

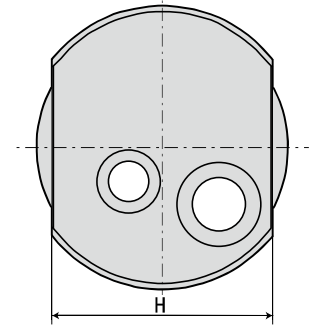
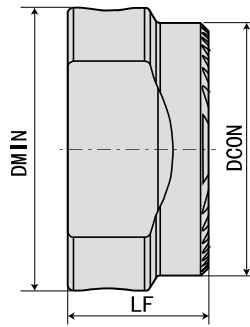
型号 Model	螺丝 Screw	旗型扳手 Wrench	刀垫 Shim	刀垫螺套 Sleeve for shim	定位销 Locating pin
<b>SD20-SIR/L-16</b>	SR20-M3.5*0.6P*11.5	KEY02-T10	*	*	D6-5*9
<b>SD25-SIR/L-16T</b>	SR20-M3.5*0.6P*11.5	KEY02-T10	Al16	SR55-M3*6	D6-5*9
<b>SD32-SIR/L-16T</b>	SR20-M3.5*0.6P*11.5	KEY02-T10	Al16	SR55-M3*6	D6-5*11
<b>SD32-SIR/L-22T</b>	SR20-M4*0.7P*15	KEY02-T15	Al22	SR55-M3*6	D6-5*11
<b>SD40-SIR/L-16T</b>	SR20-M3.5*0.6P*11.5	KEY02-T10	Al16	SR55-M3*6	D6-5*11
<b>SD40-SIR/L-22T</b>	SR20-M4*0.7P*15	KEY02-T15	Al22	SR55-M3*6	D6-5*11

规格说明:



A

·中心校正块 CENTRE CALIBRATION BLOCK

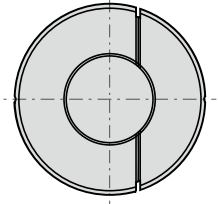
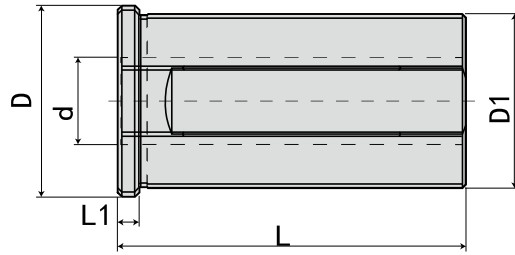


型号 Model	长度 LF	安装面直径 DCON	范围 DMIN	H	重量 KG
SDXZ16-25	14	25	28	22	0.05
SDXZ32-60	25	60	62	52	0.45



**· 阻尼减振刀杆专用变径套**

## DAMPING TOOL SLEEVE

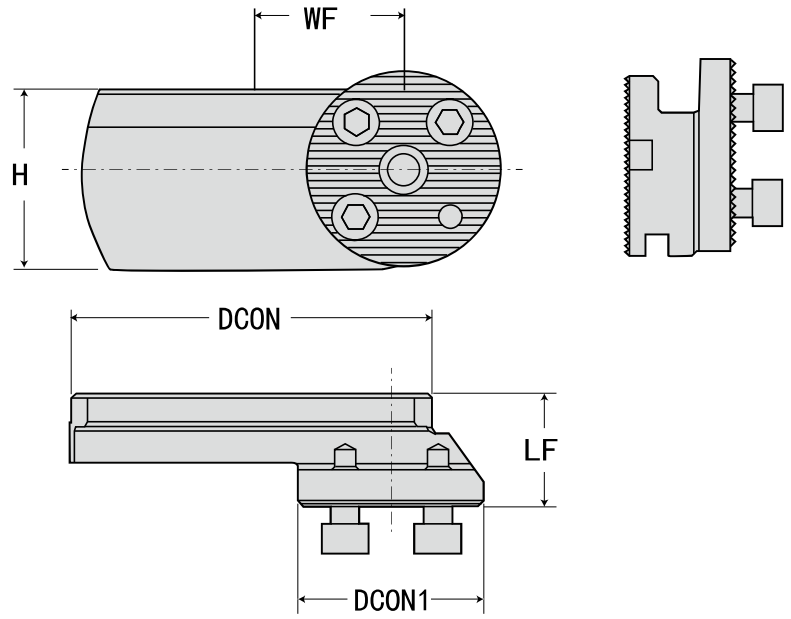


型号 Model	D	D1	d	L	L1	重量 KG
SD32-16-65	36	32	16	65	5	
SD32-20-65	36	32	20	65	5	
SD32-20-85	38	32	20	85	5	
SD40-16-75	44	40	16	75	5	
SD40-20-75	44	40	20	75	5	
SD40-20-105	46	40	20	105	5	
SD40-25-75	44	40	25	75	5	
SD40-25-105	46	40	25	105	5	
SD40-32-128	50	40	32	128	5	
SD50-20-125	56	50	20	125	5	
SD50-25-125	56	50	25	125	5	
SD50-32-128	60	50	32	128	5	
SD50-40-160	60	50	40	160	5	
SD60-32-128	70	60	32	128	5	
SD60-40-160	70	60	40	160	5	
SD60-50-200	70	60	50	200	5	



A

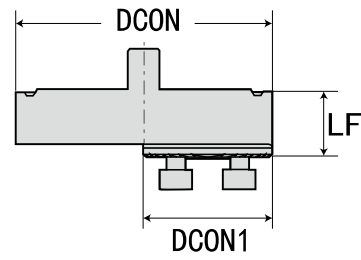
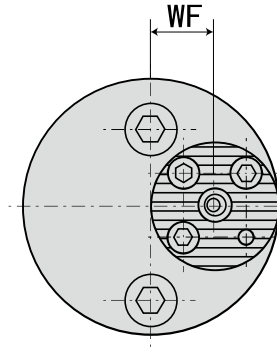
·转换刀座 CONVERSION TOOL HOLDER



型号 Model	长度 LF	安装面直径 DCON	安装面直径 DCON1	H	中心距 WF	重量 KG
SD80-23-40R/L	23	80	40	37.5	70	0.3



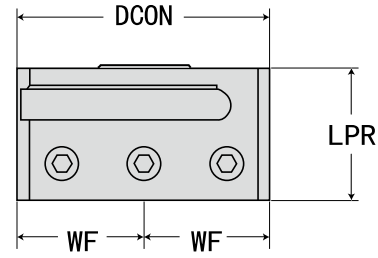
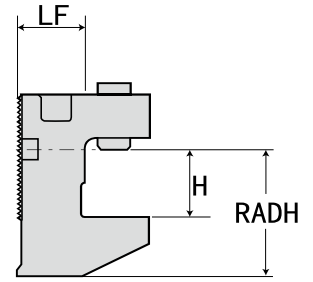
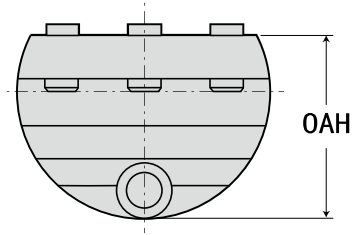
·转换刀座 CONVERSION TOOL HOLDER



型号 Model	长度 LF	安装面直径 DCON	安装面直径 DCON1	H	中心距 WF	重量 KG
SD80-20-20-40R	20	80	40	37.5	20	0.8
SD80-20-30-40R	20	80	40	37.5	30	1.1

A

·转换刀座 CONVERSION TOOL HOLDER



型号 Model	安装面直径 DCON	H	LPR	LF	WF	HF	OAW	OAH	重量 KG
SD80-20*20	80	37.5	40	20	38.5	20	77	56	0.7

## ·HSK63A-FMHC 阻尼减振铣刀柄

## HSK63A-FMHC DAMPING MILLING TOOL HOLDER



Fig. 1

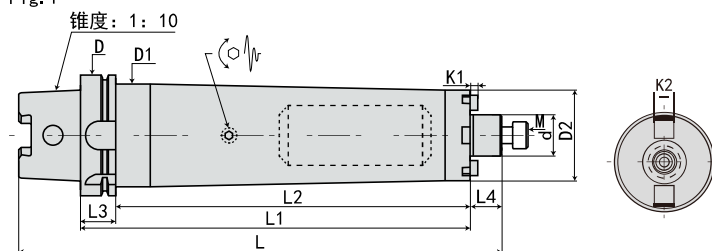
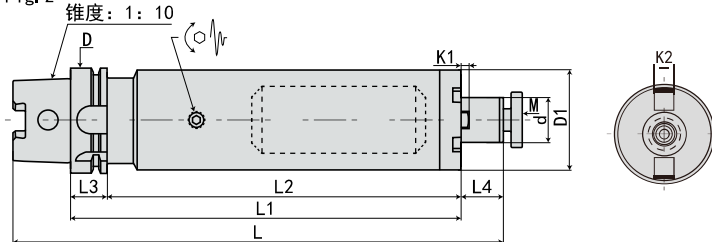


Fig. 2



规格 Model	L	L1	L2	L3	L4	D	D1	D2	d	K1	K2	M	Fig	重量 KG
<b>HSK63A-FMHC16-150-D37</b>	199	150	124	26	17	63	40	37	16	3.2	8	M8*1.25P	1	
-200-D37	249	200	174	26	17	63	40	37	16	3.2	8	M8*1.25P	1	
-250-D37	299	250	224	26	17	63	40	37	16	3.2	8	M8*1.25P	1	
-300-D37	349	300	274	26	17	63	40	37	16	3.2	8	M8*1.25P	1	
-350-D37	399	350	324	26	17	63	40	37	16	3.2	8	M8*1.25P	1	
<b>-FMHC22-150-D47</b>	200	150	124	26	17	63	50	47	22	4.8	10	M10*1.25P	1	
-200-D47	250	200	174	26	17	63	50	47	22	4.8	10	M10*1.25P	1	
-250-D47	300	250	224	26	18	63	50	47	22	4.8	10	M10*1.25P	1	
-300-D47	350	300	274	26	18	63	50	47	22	4.8	10	M10*1.25P	1	
-350-D47	400	350	324	26	18	63	50	47	22	4.8	10	M10*1.25P	1	
-400-D47	450	400	374	26	18	63	50	47	22	4.8	10	M10*1.25P	1	
-450-D47	500	450	424	26	18	63	50	47	22	4.8	10	M10*1.25P	1	
-500-D47	550	500	474	26	18	63	50	47	22	4.8	10	M10*1.25P	1	
<b>-FMHC27-200-D60</b>	252	200	174	26	20	63	-	60	27	5.8	12	M12*1.75P	2	
-250-D60	302	250	224	26	20	63	-	60	27	5.8	12	M12*1.75P	2	
-300-D60	352	300	274	26	20	63	-	60	27	5.8	12	M12*1.75P	2	
-350-D60	402	350	324	26	20	63	-	60	27	5.8	12	M12*1.75P	2	
-400-D60	452	400	374	26	20	63	-	60	27	5.8	12	M12*1.75P	2	
-450-D60	502	450	424	26	20	63	-	60	27	5.8	12	M12*1.75P	2	
-500-D60	552	500	474	26	20	63	-	60	27	5.8	12	M12*1.75P	2	

## 规格说明:

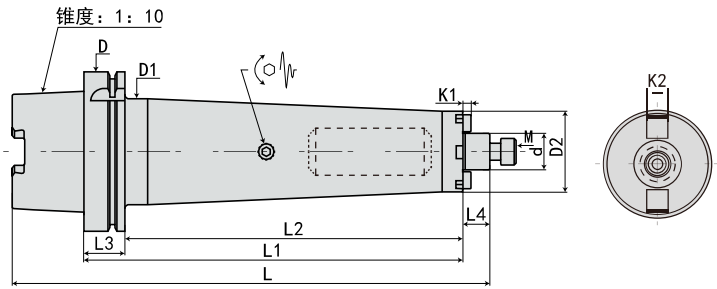
**HSK63A - FMHC - 16 - 150 - D37**

- 锥柄形式 Shank size
- 功能代号 Holder type
- 接口直径 Bore diameter of cutter
- L1 长度 Length (L1)
- 刀杆直径 Diameter



·HSK100A-FMHC 阻尼减振铣刀柄

HSK100A-FMHC DAMPING MILLING TOOL HOLDER



规格 Model	L	L1	L2	L3	L4	D	D1	D2	d	K1	K2	M	重量 KG
HSK100A-FMHC16-200-D37	267	200	171	29	17	100	40	37	16	3.2	8	M8*1.25P	
-250-D37	317	250	221	29	17	100	40	37	16	3.2	8	M8*1.25P	
-300-D37	367	300	271	29	17	100	40	37	16	3.2	8	M8*1.25P	
-350-D37	417	350	321	29	17	100	40	37	16	3.2	8	M8*1.25P	
-FMHC22-200-D47	268	200	171	29	18	100	50	47	22	4.8	10	M10*1.25P	
-250-D47	318	250	221	29	18	100	50	47	22	4.8	10	M10*1.25P	
-300-D47	368	300	271	29	18	100	50	47	22	4.8	10	M10*1.25P	
-350-D47	418	350	321	29	18	100	50	47	22	4.8	10	M10*1.25P	
-400-D47	468	400	371	29	18	100	50	47	22	4.8	10	M10*1.25P	
-450-D47	518	450	421	29	18	100	50	47	22	4.8	10	M10*1.25P	
-500-D47	568	500	471	29	18	100	50	47	22	4.8	10	M10*1.25P	
-550-D47	618	550	521	29	18	100	50	47	22	4.8	10	M10*1.25P	
-600-D47	668	600	571	29	18	100	50	47	22	4.8	10	M10*1.25P	
-650-D47	718	650	621	29	18	100	50	47	22	4.8	10	M10*1.25P	
-700-D47	768	700	671	29	18	100	50	47	22	4.8	10	M10*1.25P	
-250-D58	318	250	221	29	18	100	62	58	22	4.8	10	M10*1.25P	
-300-D58	368	300	271	29	18	100	62	58	22	4.8	10	M10*1.25P	
-350-D58	418	350	321	29	18	100	62	58	22	4.8	10	M10*1.25P	
-400-D58	468	400	371	29	18	100	62	58	22	4.8	10	M10*1.25P	
-450-D58	518	450	421	29	18	100	62	58	22	4.8	10	M10*1.25P	
-500-D58	568	500	471	29	18	100	62	58	22	4.8	10	M10*1.25P	
-550-D58	618	550	521	29	18	100	62	58	22	4.8	10	M10*1.25P	
-600-D58	668	600	571	29	18	100	62	58	22	4.8	10	M10*1.25P	
-650-D58	718	650	621	29	18	100	62	58	22	4.8	10	M10*1.25P	
-700-D58	768	700	671	29	18	100	62	58	22	4.8	10	M10*1.25P	

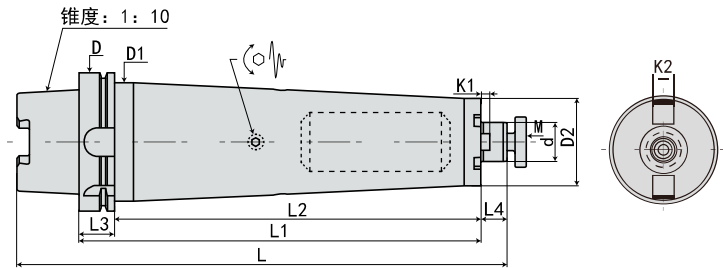
规格说明:

HSK100A - FMHC - 16 - 200 - D37

- 锥柄形式 Shank size
- 功能代号 Holder type
- 接口直径 Bore diameter of cutter
- L1 长度 Length (L1)
- 刀杆直径 Diameter

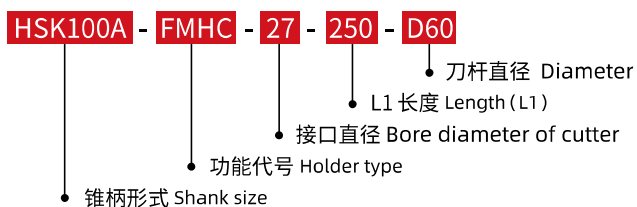
## ·HSK100A-FMHC 阻尼减振铣刀柄

## HSK100A-FMHC DAMPING MILLING TOOL HOLDER



规格 Model	L	L1	L2	L3	L4	D	D1	D2	d	K1	K2	M	重量 KG
HSK100A-FMHC27-250-D60	320	250	221	29	20	100	78	60	27	5.8	12	M12*1.75P	
-300-D60	370	300	271	29	20	100	78	60	27	5.8	12	M12*1.75P	
-350-D60	420	350	321	29	20	100	78	60	27	5.8	12	M12*1.75P	
-400-D60	470	400	371	29	20	100	78	60	27	5.8	12	M12*1.75P	
-450-D60	520	450	421	29	20	100	78	60	27	5.8	12	M12*1.75P	
-500-D60	570	500	471	29	20	100	78	60	27	5.8	12	M12*1.75P	
-550-D60	620	550	521	29	20	100	78	60	27	5.8	12	M12*1.75P	
-600-D60	670	600	571	29	20	100	78	60	27	5.8	12	M12*1.75P	
-650-D60	720	650	621	29	20	100	78	60	27	5.8	12	M12*1.75P	
-700-D60	770	700	671	29	20	100	78	60	27	5.8	12	M12*1.75P	
-250-D74	320	250	221	29	20	100	78	74	27	5.8	12	M12*1.75P	
-300-D74	370	300	271	29	20	100	78	74	27	5.8	12	M12*1.75P	
-350-D74	420	350	321	29	20	100	78	74	27	5.8	12	M12*1.75P	
-400-D74	470	400	371	29	20	100	78	74	27	5.8	12	M12*1.75P	
-450-D74	520	450	421	29	20	100	78	74	27	5.8	12	M12*1.75P	
-500-D74	570	500	471	29	20	100	78	74	27	5.8	12	M12*1.75P	
-550-D74	620	550	521	29	20	100	78	74	27	5.8	12	M12*1.75P	
-600-D74	670	600	571	29	20	100	78	74	27	5.8	12	M12*1.75P	
-650-D74	720	650	621	29	20	100	78	74	27	5.8	12	M12*1.75P	
-700-D74	770	700	671	29	20	100	78	74	27	5.8	12	M12*1.75P	
-FMHC32-250-D80	322	250	221	29	22	100	95	80	32	6.8	14	M16*2.0P	
-300-D80	372	300	271	29	22	100	95	80	32	6.8	14	M16*2.0P	
-350-D80	422	350	321	29	22	100	95	80	32	6.8	14	M16*2.0P	
-400-D80	472	400	371	29	22	100	95	80	32	6.8	14	M16*2.0P	
-450-D80	522	450	421	29	22	100	95	80	32	6.8	14	M16*2.0P	
-500-D80	572	500	471	29	22	100	95	80	32	6.8	14	M16*2.0P	
-550-D80	622	550	521	29	22	100	95	80	32	6.8	14	M16*2.0P	
-600-D80	672	600	571	29	22	100	95	80	32	6.8	14	M16*2.0P	
-FMHC40-300-D90	375	300	271	29	25	100	98	90	40	8.3	16	M16*2.0P	
-350-D90	425	350	321	29	25	100	98	90	40	8.3	16	M16*2.0P	
-400-D90	475	400	371	29	25	100	98	90	40	8.3	16	M16*2.0P	
-450-D90	525	450	421	29	25	100	98	90	40	8.3	16	M16*2.0P	
-500-D90	575	500	471	29	25	100	98	90	40	8.3	16	M16*2.0P	
-550-D90	625	550	521	29	25	100	98	90	40	8.3	16	M16*2.0P	
-600-D90	675	600	571	29	25	100	98	90	40	8.3	16	M16*2.0P	

规格说明:



·HSK63A-CKC 阻尼减振镗刀柄

HSK63A-CKC DAMPING BORING TOOL

A  
阻尼减振刀具  
DAMPING TOOLS



FIG. 1

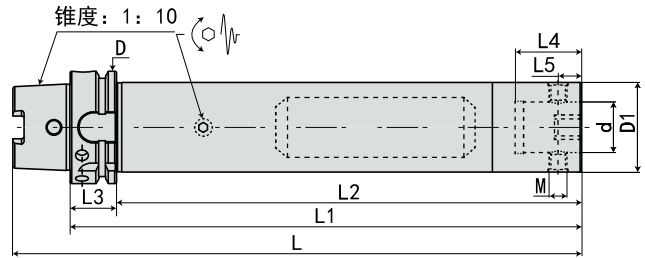
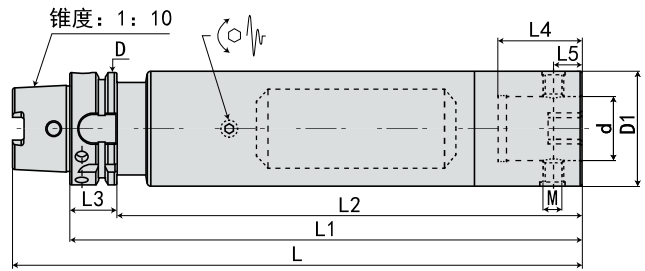
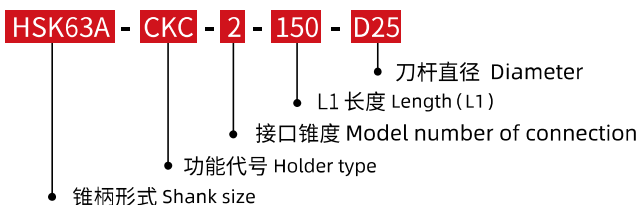


FIG. 2



规格 Model	L	L1	L2	L3	L4	L5	D	D1	d	M	FIG	重量 KG
<b>HSK63A-CKC2-150-D25</b>	182	150	124	26	31	6.62	63	25	14	M5*0.5P	1	
<b>-175-D25</b>	207	175	149	26	31	6.62	63	25	14	M5*0.5P	1	
<b>-200-D25</b>	232	200	174	26	31	6.62	63	25	14	M5*0.5P	1	
<b>-200-D32</b>	232	200	174	26	35	8	63	32	18	M6*0.75P	1	
<b>-230-D32</b>	262	230	204	26	35	8	63	32	18	M6*0.75P	1	
<b>-260-D32</b>	292	260	234	26	35	8	63	32	18	M6*0.75P	1	
<b>-300-D32</b>	332	300	274	26	35	8	63	32	18	M6*0.75P	1	
<b>-CKC4-235-D40</b>	267	235	209	26	39	10	63	40	22	M8*0.75P	1	
<b>-275-D40</b>	307	275	249	26	39	10	63	40	22	M8*0.75P	1	
<b>-315-D40</b>	347	315	289	26	39	10	63	40	22	M8*0.75P	1	
<b>-350-D40</b>	382	350	324	26	39	10	63	40	22	M8*0.75P	1	
<b>-CKC5-315-D50</b>	347	315	289	26	45	13	63	50	28	M10*1.0P	1	
<b>-350-D50</b>	382	350	324	26	45	13	63	50	28	M10*1.0P	1	
<b>-400-D50</b>	432	400	374	26	45	13	63	50	28	M10*1.0P	1	
<b>-450-D50</b>	482	450	424	26	45	13	63	50	28	M10*1.0P	1	
<b>-500-D50</b>	532	500	474	26	45	13	63	50	28	M10*1.0P	1	
<b>-CKC6-295-D63</b>	327	295	269	26	55	16	63	63	36	M12*1.0P	2	
<b>-350-D63</b>	382	350	324	26	55	16	63	63	36	M12*1.0P	2	
<b>-400-D63</b>	432	400	374	26	55	16	63	63	36	M12*1.0P	2	
<b>-450-D63</b>	482	450	424	26	55	16	63	63	36	M12*1.0P	2	
<b>-500-D63</b>	532	500	474	26	55	16	63	63	36	M12*1.0P	2	

规格说明:



## ·HSK100A-CKC 阻尼减振镗刀柄

## HSK100A-CKC DAMPING BORING TOOL

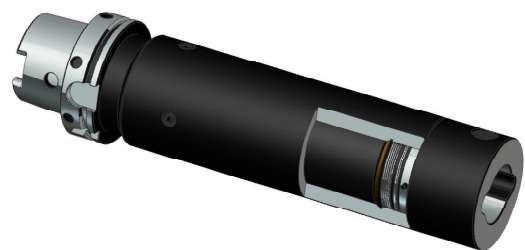


FIG. 1

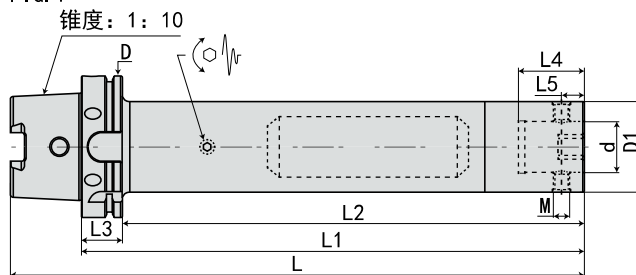
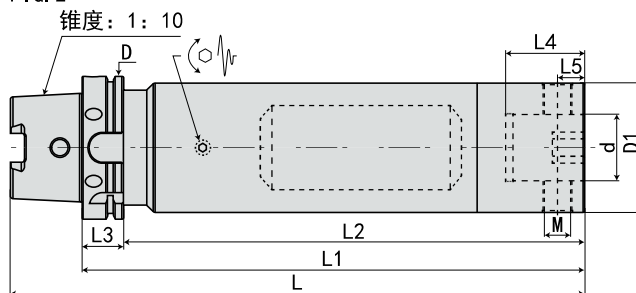


FIG. 2



规格 Model	L	L1	L2	L3	L4	L5	D	D1	d	M	FIG	重量 KG
HSK100A-CKC2-160-D25	210	160	131	29	31	6.62	100	25	14	M5*0.5P	1	
-185-D25	235	185	156	29	31	6.62	100	25	14	M5*0.5P	1	
-210-D25	260	210	181	29	31	6.62	100	25	14	M5*0.5P	1	
-250-D25	300	250	221	29	31	6.62	100	25	14	M5*0.5P	1	
-300-D25	350	300	271	29	31	6.62	100	25	14	M5*0.5P	1	
-CKC3-220-D32	270	220	191	29	35	8	100	32	18	M6*0.75P	1	
-250-D32	300	250	221	29	35	8	100	32	18	M6*0.75P	1	
-280-D32	330	280	251	29	35	8	100	32	18	M6*0.75P	1	
-300-D32	350	300	271	29	35	8	100	32	18	M6*0.75P	1	
-350-D32	400	350	321	29	35	8	100	32	18	M6*0.75P	1	
-CKC4-260-D40	310	260	231	29	39	10	100	40	22	M8*0.75P	1	
-300-D40	350	300	271	29	39	10	100	40	22	M8*0.75P	1	
-340-D40	390	340	311	29	39	10	100	40	22	M8*0.75P	1	
-400-D40	450	400	371	29	39	10	100	40	22	M8*0.75P	1	
-CKC5-310-D50	360	310	281	29	45	13	100	50	28	M10*1.0P	1	
-355-D50	405	355	326	29	45	13	100	50	28	M10*1.0P	1	
-400-D50	450	400	371	29	45	13	100	50	28	M10*1.0P	1	
-450-D50	500	450	421	29	45	13	100	50	28	M10*1.0P	1	
-500-D50	550	500	471	29	45	13	100	50	28	M10*1.0P	1	
-600-D50	650	600	571	29	45	13	100	50	28	M10*1.0P	1	
-700-D50	750	700	671	29	45	13	100	50	28	M10*1.0P	1	
-CKC6-375-D63	425	375	346	29	55	16	100	63	36	M12*1.0P	1	
-440-D63	490	440	411	29	55	16	100	63	36	M12*1.0P	1	
-500-D63	550	500	471	29	55	16	100	63	36	M12*1.0P	1	
-600-D63	650	600	571	29	55	16	100	63	36	M12*1.0P	1	
-700-D63	750	700	671	29	55	16	100	63	36	M12*1.0P	1	
-CKC7-450-D100	500	450	421	29	60	19.1	100	90	46	M20*1.5P	2	
-500-D100	550	500	471	29	60	19.1	100	90	46	M20*1.5P	2	
-600-D100	650	600	571	29	60	19.1	100	90	46	M20*1.5P	2	
-700-D100	750	700	671	29	60	19.1	100	90	46	M20*1.5P	2	

规格说明:

**HSK100A - CKC - 2 - 160 - D25**

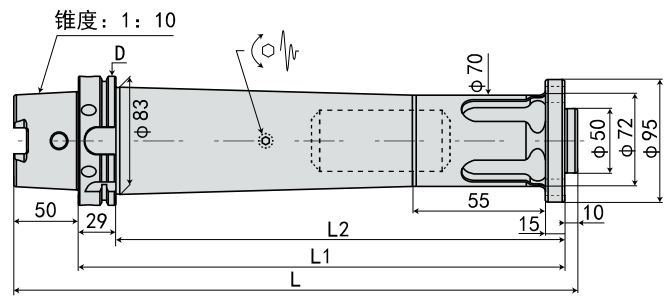
- 刀杆直径 Diameter
- L1 长度 Length (L1)
- 接口锥度 Model number of connection
- 功能代号 Holder type
- 锥柄形式 Shank size

A

阻尼减振刀具  
DAMPING TOOLS

·HSK100A-BSTC 阻尼减振镗刀柄

HSK100A-BSTC DAMPING BORING TOOL



规格 Model	L	L1	L2	D	重量 KG
<b>HSK100A-BSTC-400</b>	460	400	371	100	
<b>-450</b>	510	450	421	100	
<b>-500</b>	560	500	471	100	
<b>-600</b>	660	600	571	100	
<b>-700</b>	760	700	671	100	

规格说明:

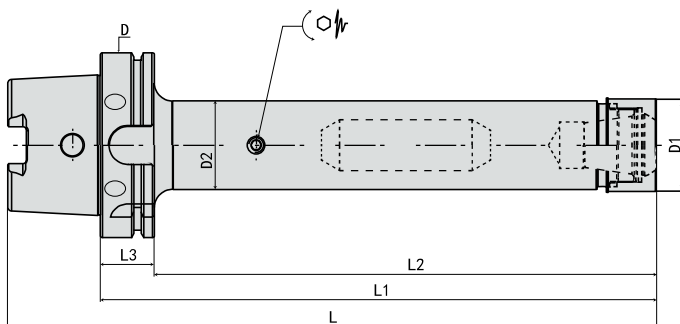
**HSK100A - BSTC - 400**

- L1 长度 Length (L1)
- 功能代号 Holder type
- 锥柄形式 Shank size



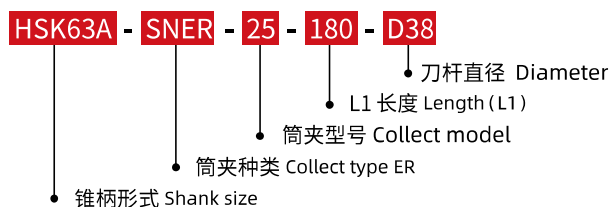
**·HSK63A-SNER 阻尼减振刀柄**

## HSK63A-SNER DAMPING BORING TOOL



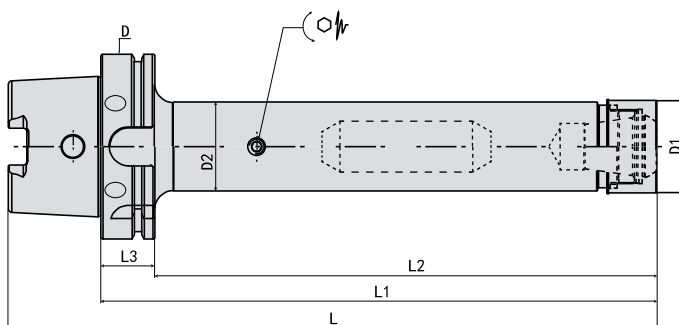
规格 Model	L	L1	L2	L3	D	D1	D2	夹持范围 Range	重量 KG
<b>HSK63A-SNER25-180-D38</b>	202	180	154	26	63	38	40	1-16 mm	
<b>-230-D38</b>	252	230	204	26	63	38	40	1-16 mm	
<b>-280-D38</b>	302	280	254	26	63	38	40	1-16 mm	
<b>-330-D38</b>	352	330	304	26	63	38	40	1-16 mm	
<b>-380-D38</b>	402	380	354	26	63	38	40	1-16 mm	
<b>-430-D38</b>	452	430	404	26	63	38	40	1-16 mm	
<b>-500-D38</b>	522	500	474	26	63	38	40	1-16 mm	
<b>-SNER32-180-D48</b>	202	180	154	26	63	48	50	2-20 mm	
<b>-230-D48</b>	252	230	204	26	63	48	50	2-20 mm	
<b>-280-D48</b>	302	280	254	26	63	48	50	2-20 mm	
<b>-330-D48</b>	352	330	304	26	63	48	50	2-20 mm	
<b>-380-D48</b>	402	380	354	26	63	48	50	2-20 mm	
<b>-430-D48</b>	452	430	404	26	63	48	50	2-20 mm	
<b>-500-D48</b>	522	500	474	26	63	48	50	2-20 mm	

规格说明:



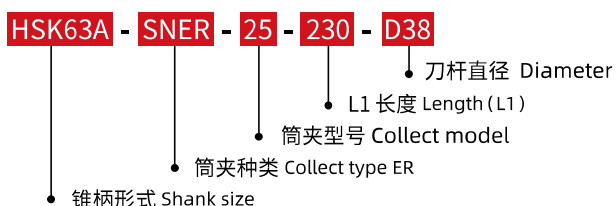
·HSK100A-SNER 阻尼减振刀柄

HSK100A-SNER DAMPING BORING TOOL



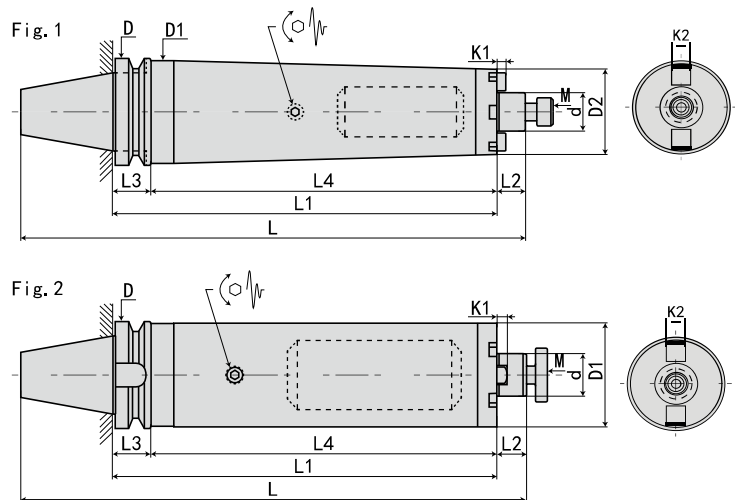
规格 Model	L	L1	L2	L3	D	D1	D2	夹持范围 Range	重量 KG
HSK100A-SNER25-230-D38	270	230	201	29	100	38	40	1-16 mm	
-280-D38	320	280	251	29	100	38	40	1-16 mm	
-330-D38	370	330	301	29	100	38	40	1-16 mm	
-380-D38	420	380	351	29	100	38	40	1-16 mm	
-430-D38	470	430	401	29	100	38	40	1-16 mm	
-480-D38	520	480	451	29	100	38	40	1-16 mm	
-530-D38	570	530	501	29	100	38	40	1-16 mm	
-600-D38	640	600	571	29	100	38	40	1-16 mm	
-SNER32-230-D48	270	230	201	29	100	48	50	2-20 mm	
-280-D48	320	280	251	29	100	48	50	2-20 mm	
-330-D48	370	330	301	29	100	48	50	2-20 mm	
-380-D48	420	380	351	29	100	48	50	2-20 mm	
-430-D48	470	430	401	29	100	48	50	2-20 mm	
-480-D48	520	480	451	29	100	48	50	2-20 mm	
-530-D48	570	530	501	29	100	48	50	2-20 mm	
-580-D48	620	580	551	29	100	48	50	2-20 mm	
-630-D48	670	630	601	29	100	48	50	2-20 mm	
-700-D48	740	700	671	29	100	48	50	2-20 mm	
-SNER40-230-D58	270	230	201	29	100	58	63	2-26 mm	
-280-D58	320	280	251	29	100	58	63	2-26 mm	
-330-D58	370	330	301	29	100	58	63	2-26 mm	
-380-D58	420	380	351	29	100	58	63	2-26 mm	
-430-D58	470	430	401	29	100	58	63	2-26 mm	
-480-D58	520	480	451	29	100	58	63	2-26 mm	
-530-D58	570	530	501	29	100	58	63	2-26 mm	
-580-D58	620	580	551	29	100	58	63	2-26 mm	
-630-D58	670	630	601	29	100	58	63	2-26 mm	
-700-D58	740	700	671	29	100	58	63	2-26 mm	

规格说明:



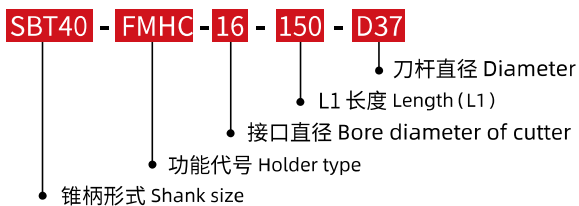
## ·SBT40-FMHC 阻尼减振铣刀柄

## SBT40-FMHC DAMPING MILLING TOOL HOLDER



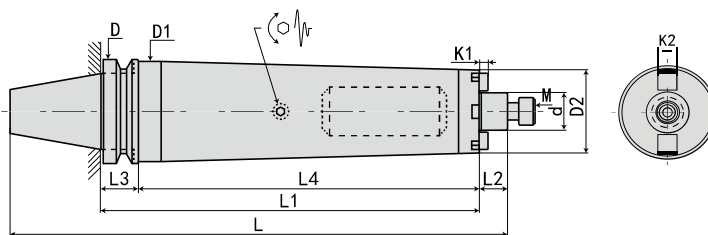
规格 Model	L	L1	L2	L3	L4	D	D1	D2	d	K1	K2	M	Fig	重量 KG
<b>SBT40-FMHC16-150-D37</b>	232.4	150	17	26	124	63	40	37	16	3.2	8	M8*1.25P	1	
<b>-200-D37</b>	282.4	200	17	26	174	63	40	37	16	3.2	8	M8*1.25P	1	
<b>-250-D37</b>	332.4	250	17	26	224	63	40	37	16	3.2	8	M8*1.25P	1	
<b>-300-D37</b>	382.4	300	17	26	274	63	40	37	16	3.2	8	M8*1.25P	1	
<b>-350-D37</b>	432.4	350	17	26	324	63	40	37	16	3.2	8	M8*1.25P	1	
<b>-FMHC22-150-D47</b>	233.4	150	18	26	124	63	50	47	22	4.8	10	M10*1.25P	1	
<b>-200-D47</b>	283.4	200	18	26	174	63	50	47	22	4.8	10	M10*1.25P	1	
<b>-250-D47</b>	333.4	250	18	26	224	63	50	47	22	4.8	10	M10*1.25P	1	
<b>-300-D47</b>	383.4	300	18	26	274	63	50	47	22	4.8	10	M10*1.25P	1	
<b>-350-D47</b>	433.4	350	18	26	324	63	50	47	22	4.8	10	M10*1.25P	1	
<b>-400-D47</b>	483.4	400	18	26	374	63	50	47	22	4.8	10	M10*1.25P	1	
<b>-450-D47</b>	533.4	450	18	26	424	63	50	47	22	4.8	10	M10*1.25P	1	
<b>-500-D47</b>	583.4	500	18	26	474	63	50	47	22	4.8	10	M10*1.25P	1	
<b>-FMHC27-200-D60</b>	283.4	200	20	26	174	63	-	60	27	5.8	12	M12*1.75P	2	
<b>-250-D60</b>	333.4	250	20	26	224	63	-	60	27	5.8	12	M12*1.75P	2	
<b>-300-D60</b>	383.4	300	20	26	274	63	-	60	27	5.8	12	M12*1.75P	2	
<b>-350-D60</b>	433.4	350	20	26	324	63	-	60	27	5.8	12	M12*1.75P	2	
<b>-400-D60</b>	483.4	400	20	26	374	63	-	60	27	5.8	12	M12*1.75P	2	
<b>-450-D60</b>	533.4	450	20	26	424	63	-	60	27	5.8	12	M12*1.75P	2	
<b>-500-D60</b>	583.4	500	20	26	474	63	-	60	27	5.8	12	M12*1.75P	2	

## 规格说明:



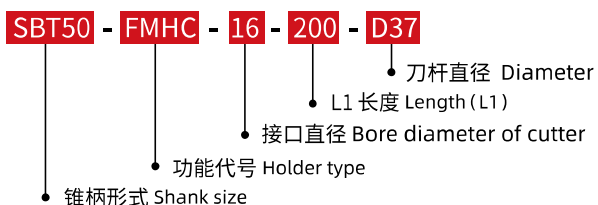
·SBT50-FMHC 阻尼减振铣刀柄

SBT50-FMHC DAMPING MILLING TOOL HOLDER



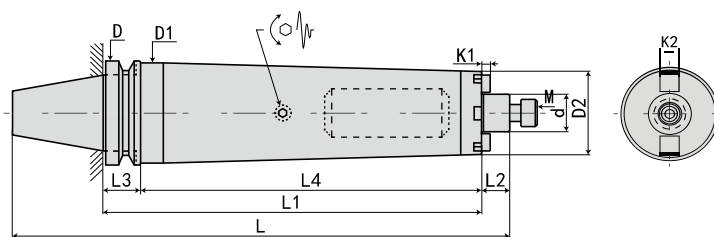
规格 Model	L	L1	L2	L3	L4	D	D1	D2	d	K1	K2	M	重量 KG
<b>SBT50-FMHC16-200-D37</b>	318.8	200	17	36.5	163.5	100	40	37	16	3.2	8	M8*1.25P	
<b>-250-D37</b>	368.8	250	17	36.5	213.5	100	40	37	16	3.2	8	M8*1.25P	
<b>-300-D37</b>	418.8	300	17	36.5	263.5	100	40	37	16	3.2	8	M8*1.25P	
<b>-350-D37</b>	468.8	350	17	36.5	313.5	100	40	37	16	3.2	8	M8*1.25P	
<b>-FMHC22-200-D47</b>	319.8	400	18	36.5	363.5	100	50	47	22	4.8	10	M10*1.25P	
<b>-250-D47</b>	369.8	450	18	36.5	413.5	100	50	47	22	4.8	10	M10*1.25P	
<b>-300-D47</b>	419.8	500	18	36.5	463.5	100	50	47	22	4.8	10	M10*1.25P	
<b>-350-D47</b>	469.8	350	18	36.5	313.5	100	50	47	22	4.8	10	M10*1.25P	
<b>-400-D47</b>	519.8	400	18	36.5	363.5	100	50	47	22	4.8	10	M10*1.25P	
<b>-450-D47</b>	569.8	450	18	36.5	413.5	100	50	47	22	4.8	10	M10*1.25P	
<b>-500-D47</b>	619.8	500	18	36.5	463.5	100	50	47	22	4.8	10	M10*1.25P	
<b>-550-D47</b>	669.8	550	18	36.5	513.5	100	50	47	22	4.8	10	M10*1.25P	
<b>-600-D47</b>	719.8	600	18	36.5	563.5	100	50	47	22	4.8	10	M10*1.25P	
<b>-650-D47</b>	769.8	650	18	36.5	613.5	100	50	47	22	4.8	10	M10*1.25P	
<b>-700-D47</b>	819.8	700	18	36.5	663.5	100	50	47	22	4.8	10	M10*1.25P	
<b>-250-D58</b>	369.8	250	18	36.5	213.5	100	62	58	22	4.8	10	M10*1.25P	
<b>-300-D58</b>	419.8	300	18	36.5	263.5	100	62	58	22	4.8	10	M10*1.25P	
<b>-350-D58</b>	469.8	350	18	36.5	313.5	100	62	58	22	4.8	10	M10*1.25P	
<b>-400-D58</b>	519.8	400	18	36.5	363.5	100	62	58	22	4.8	10	M10*1.25P	
<b>-450-D58</b>	569.8	450	18	36.5	413.5	100	62	58	22	4.8	10	M10*1.25P	
<b>-500-D58</b>	619.8	500	18	36.5	463.5	100	62	58	22	4.8	10	M10*1.25P	
<b>-550-D58</b>	669.8	550	18	36.5	513.5	100	62	58	22	4.8	10	M10*1.25P	
<b>-600-D58</b>	719.8	600	18	36.5	563.5	100	62	58	22	4.8	10	M10*1.25P	
<b>-650-D58</b>	769.8	650	18	36.5	613.5	100	62	58	22	4.8	10	M10*1.25P	
<b>-700-D58</b>	819.8	700	18	36.5	663.5	100	62	58	22	4.8	10	M10*1.25P	

规格说明:



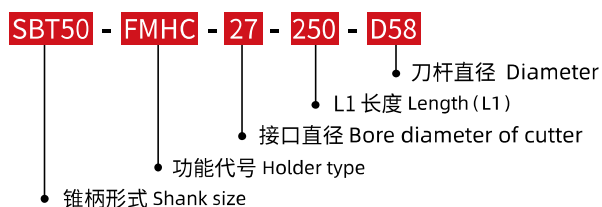
## ·SBT50-FMHC 阻尼减振铣刀柄

## SBT50-FMHC DAMPING MILLING TOOL HOLDER



规格 Model	L	L1	L2	L3	L4	D	D1	D2	d	K1	K2	M	重量 KG
<b>SBT50-FMHC27-250-D58</b>	371.8	250	20	36.5	213.5	100	62	58	27	5.8	12	M12*1.75P	
<b>-300-D58</b>	421.8	300	20	36.5	263.5	100	62	58	27	5.8	12	M12*1.75P	
<b>-350-D58</b>	471.8	350	20	36.5	313.5	100	62	58	27	5.8	12	M12*1.75P	
<b>-400-D58</b>	521.8	400	20	36.5	363.5	100	62	58	27	5.8	12	M12*1.75P	
<b>-450-D58</b>	571.8	450	20	36.5	413.5	100	62	58	27	5.8	12	M12*1.75P	
<b>-500-D58</b>	621.8	500	20	36.5	463.5	100	62	58	27	5.8	12	M12*1.75P	
<b>-550-D58</b>	671.8	550	20	36.5	513.5	100	62	58	27	5.8	12	M12*1.75P	
<b>-600-D58</b>	721.8	600	20	36.5	563.5	100	62	58	27	5.8	12	M12*1.75P	
<b>-650-D58</b>	771.8	650	20	36.5	613.5	100	62	58	27	5.8	12	M12*1.75P	
<b>-700-D58</b>	821.8	700	20	36.5	663.5	100	62	58	27	5.8	12	M12*1.75P	
<b>-250-D74</b>	371.8	250	20	36.5	213.5	100	78	74	27	5.8	12	M12*1.75P	
<b>-300-D74</b>	421.8	300	20	36.5	263.5	100	78	74	27	5.8	12	M12*1.75P	
<b>-350-D74</b>	471.8	350	20	36.5	313.5	100	78	74	27	5.8	12	M12*1.75P	
<b>-400-D74</b>	521.8	400	20	36.5	363.5	100	78	74	27	5.8	12	M12*1.75P	
<b>-450-D74</b>	571.8	450	20	36.5	413.5	100	78	74	27	5.8	12	M12*1.75P	
<b>-500-D74</b>	621.8	500	20	36.5	463.5	100	78	74	27	5.8	12	M12*1.75P	
<b>-550-D74</b>	671.8	550	20	36.5	513.5	100	78	74	27	5.8	12	M12*1.75P	
<b>-600-D74</b>	721.8	600	20	36.5	563.5	100	78	74	27	5.8	12	M12*1.75P	
<b>-650-D74</b>	771.8	650	20	36.5	613.5	100	78	74	27	5.8	12	M12*1.75P	
<b>-700-D74</b>	821.8	700	20	36.5	663.5	100	78	74	27	5.8	12	M12*1.75P	
<b>-FMHC32-250-D80</b>	373.8	250	22	36.5	213.5	100	95	80	32	6.8	14	M16*2.0P	
<b>-300-D80</b>	423.8	300	22	36.5	263.5	100	95	80	32	6.8	14	M16*2.0P	
<b>-350-D80</b>	473.8	350	22	36.5	313.5	100	95	80	32	6.8	14	M16*2.0P	
<b>-400-D80</b>	523.8	400	22	36.5	363.5	100	95	80	32	6.8	14	M16*2.0P	
<b>-450-D80</b>	573.8	450	22	36.5	413.5	100	95	80	32	6.8	14	M16*2.0P	
<b>-500-D80</b>	623.8	500	22	36.5	463.5	100	95	80	32	6.8	14	M16*2.0P	
<b>-550-D80</b>	673.8	550	22	36.5	513.5	100	95	80	32	6.8	14	M16*2.0P	
<b>-600-D80</b>	723.8	600	22	36.5	563.5	100	95	80	32	6.8	14	M16*2.0P	
<b>-FMHC40-300-D90</b>	426.8	300	25	36.5	263.5	100	98	90	40	8.3	16	M16*2.0P	
<b>-350-D90</b>	476.8	350	25	36.5	313.5	100	98	90	40	8.3	16	M16*2.0P	
<b>-400-D90</b>	526.8	400	25	36.5	363.5	100	98	90	40	8.3	16	M16*2.0P	
<b>-450-D90</b>	576.8	450	25	36.5	413.5	100	98	90	40	8.3	16	M16*2.0P	
<b>-500-D90</b>	626.8	500	25	36.5	463.5	100	98	90	40	8.3	16	M16*2.0P	
<b>-550-D90</b>	676.8	550	25	36.5	513.5	100	98	90	40	8.3	16	M16*2.0P	
<b>-600-D90</b>	726.8	600	25	36.5	563.5	100	98	90	40	8.3	16	M16*2.0P	

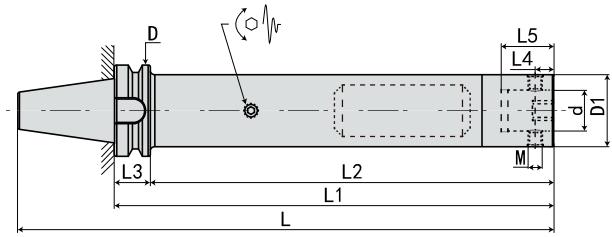

规格说明:





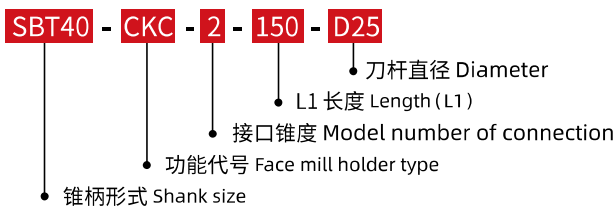
·SBT40-CKC 阻尼减振镗刀柄

SBT40-CKC DAMPING BORING TOOL



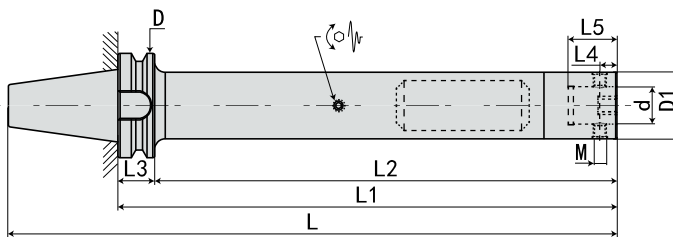
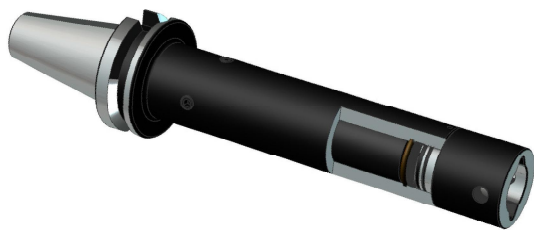
规格 Model	L	L1	L2	L3	L4	L5	D	D1	d	M	重量 KG
SBT40-CKC2-150-D25	215.4	150	124	26	6.62	31	63	25	14	M5*0.5P	
-175-D25	240.4	175	149	26	6.62	31	63	25	14	M5*0.5P	
-200-D25	265.4	200	174	26	6.62	31	63	25	14	M5*0.5P	
-CKC3-200-D32	265.4	200	174	26	8	35	63	32	18	M6*0.75P	
-230-D32	295.4	230	204	26	8	35	63	32	18	M6*0.75P	
-260-D32	325.4	260	234	26	8	35	63	32	18	M6*0.75P	
-300-D32	365.4	300	274	26	8	35	63	32	18	M6*0.75P	
-CKC4-235-D40	300.4	235	209	26	10	39	63	40	22	M8*0.75P	
-275-D40	340.4	275	249	26	10	39	63	40	22	M8*0.75P	
-315-D40	380.4	315	289	26	10	39	63	40	22	M8*0.75P	
-350-D40	415.4	350	324	26	10	39	63	40	22	M8*0.75P	
-CKC5-310-D50	375.4	310	284	26	13	45	63	50	28	M10*1.0P	
-350-D50	415.4	350	324	26	13	45	63	50	28	M10*1.0P	
-400-D50	465.4	400	374	26	13	45	63	50	28	M10*1.0P	
-450-D50	515.4	450	424	26	13	45	63	50	28	M10*1.0P	
-500-D50	565.4	500	474	26	13	45	63	50	28	M10*1.0P	
-CKC6-295-D63	360.4	295	269	26	16	55	63	63	36	M12*1.0P	
-350-D63	415.4	350	324	26	16	55	63	63	36	M12*1.0P	
-400-D63	465.4	400	374	26	16	55	63	63	36	M12*1.0P	
-450-D63	515.4	450	424	26	16	55	63	63	36	M12*1.0P	
-500-D63	565.4	500	474	26	16	55	63	63	36	M12*1.0P	

规格说明:



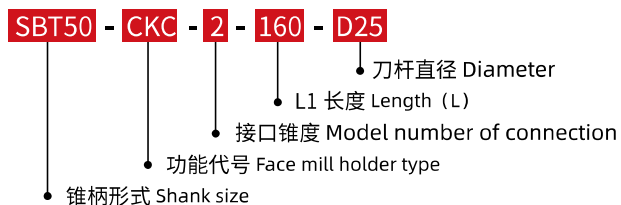
**·SBT50-CKC 阻尼减振镗刀柄**

## SBT50-CKC DAMPING BORING TOOL



规格 Model	L	L1	L2	L3	L4	L5	D	D1	d	M	重量 KG
<b>SBT50-CKC2-160-D25</b>	261.8	160	123.5	36.5	6.62	31	100	25	14	M5*0.5P	
<b>-185-D25</b>	286.8	185	148.5	36.5	6.62	31	100	25	14	M5*0.5P	
<b>-210-D25</b>	311.8	210	173.5	36.5	6.62	31	100	25	14	M5*0.5P	
<b>-250-D25</b>	351.8	250	213.5	36.5	6.62	31	100	25	14	M5*0.5P	
<b>-300-D25</b>	401.8	300	263.5	36.5	6.62	31	100	25	14	M5*0.5P	
<b>-CKC3-220-D32</b>	321.8	220	183.5	36.5	8	35	100	32	18	M6*0.75P	
<b>-250-D32</b>	351.8	250	213.5	36.5	8	35	100	32	18	M6*0.75P	
<b>-280-D32</b>	381.8	280	243.5	36.5	8	35	100	32	18	M6*0.75P	
<b>-300-D32</b>	401.8	300	263.5	36.5	8	35	100	32	18	M6*0.75P	
<b>-350-D32</b>	451.8	350	313.5	36.5	8	35	100	32	18	M6*0.75P	
<b>-CKC4-260-D40</b>	361.8	260	223.5	36.5	10	39	100	40	22	M8*0.75P	
<b>-300-D40</b>	401.8	300	263.5	36.5	10	39	100	40	22	M8*0.75P	
<b>-340-D40</b>	441.8	340	303.5	36.5	10	39	100	40	22	M8*0.75P	
<b>-400-D40</b>	501.8	400	363.5	36.5	10	39	100	40	22	M8*0.75P	
<b>-CKC5-310-D50</b>	411.8	310	273.5	36.5	13	45	100	50	28	M10*1.0P	
<b>-355-D50</b>	456.8	355	318.5	36.5	13	45	100	50	28	M10*1.0P	
<b>-400-D50</b>	501.8	400	363.5	36.5	13	45	100	50	28	M10*1.0P	
<b>-450-D50</b>	551.8	450	413.5	36.5	13	45	100	50	28	M10*1.0P	
<b>-500-D50</b>	601.8	500	463.5	36.5	13	45	100	50	28	M10*1.0P	
<b>-600-D50</b>	701.8	600	563.5	36.5	13	45	100	50	28	M10*1.0P	
<b>-700-D50</b>	801.8	700	663.5	36.5	13	45	100	50	28	M10*1.0P	
<b>-CKC6-375-D63</b>	476.8	375	338.5	36.5	16	55	100	63	36	M12*1.0P	
<b>-440-D63</b>	541.8	440	403.5	36.5	16	55	100	63	36	M12*1.0P	
<b>-500-D63</b>	601.8	500	463.5	36.5	16	55	100	63	36	M12*1.0P	
<b>-600-D63</b>	701.8	600	563.5	36.5	16	55	100	63	36	M12*1.0P	
<b>-700-D63</b>	801.8	700	663.5	36.5	16	55	100	63	36	M12*1.0P	
<b>-CKC7-450-D100</b>	551.8	450	413.5	36.5	19.1	60	100	90	46	M20*1.50P	
<b>-500-D100</b>	601.8	500	463.5	36.5	19.1	60	100	90	46	M20*1.50P	
<b>-600-D100</b>	701.8	600	563.5	36.5	19.1	60	100	90	46	M20*1.50P	
<b>-700-D100</b>	801.8	700	663.5	36.5	19.1	60	100	90	46	M20*1.50P	

规格说明:

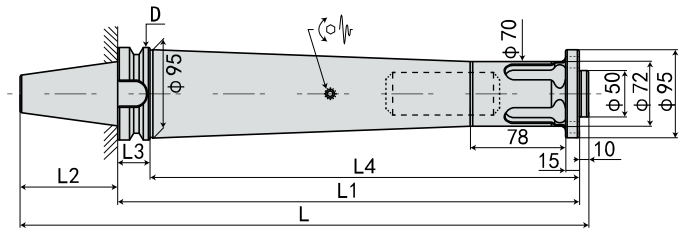


A

阻尼减振刀具  
DAMPING TOOLS

·SBT50-BSTC 阻尼减振镗刀柄

SBT50-BSTC DAMPING BORING TOOL



规格 Model	L	L1	L2	L3	L4	D	重量 KG
<b>SBT50-BSTC-400</b>	501.8	400	101.8	36.5	363.5	100	
<b>-450</b>	551.8	450	101.8	36.5	413.5	100	
<b>-500</b>	601.8	500	101.8	36.5	463.5	100	
<b>-600</b>	701.8	600	101.8	36.5	563.5	100	
<b>-700</b>	801.8	700	101.8	36.5	663.5	100	

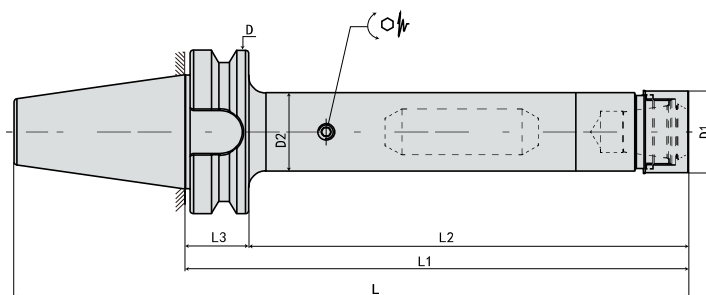
规格说明:

**SBT50** - **BSTC** - **400**

- L1 长度 Length (L1)
- 功能代号 Holder type
- 锥柄形式 Shank size

**·SBT40-SNER 阻尼减振刀柄**

## SBT40-SNER DAMPING ANTI-VIBRATION TOOL HOLDER



规格 Model	L	L1	L2	L3	D	D1	D2	夹持范围 Range	重量 KG
<b>SBT40-SNER25-180-D38</b>	235.4	180	154	26	63	38	40	1-16 mm	
<b>-230-D38</b>	285.4	230	204	26	63	38	40	1-16 mm	
<b>-280-D38</b>	335.4	280	254	26	63	38	40	1-16 mm	
<b>-330-D38</b>	385.4	330	304	26	63	38	40	1-16 mm	
<b>-380-D38</b>	435.4	380	354	26	63	38	40	1-16 mm	
<b>-430-D38</b>	485.4	430	404	26	63	38	40	1-16 mm	
<b>-500-D38</b>	555.4	500	474	26	63	38	40	1-16 mm	
<b>-SNER32-180-D48</b>	235.4	180	154	26	63	48	50	2-20 mm	
<b>-230-D48</b>	285.4	230	204	26	63	48	50	2-20 mm	
<b>-280-D48</b>	335.4	280	254	26	63	48	50	2-20 mm	
<b>-330-D48</b>	385.4	330	304	26	63	48	50	2-20 mm	
<b>-380-D48</b>	435.4	380	354	26	63	48	50	2-20 mm	
<b>-430-D48</b>	485.4	430	404	26	63	48	50	2-20 mm	
<b>-500-D48</b>	555.4	500	474	26	63	48	50	2-20 mm	

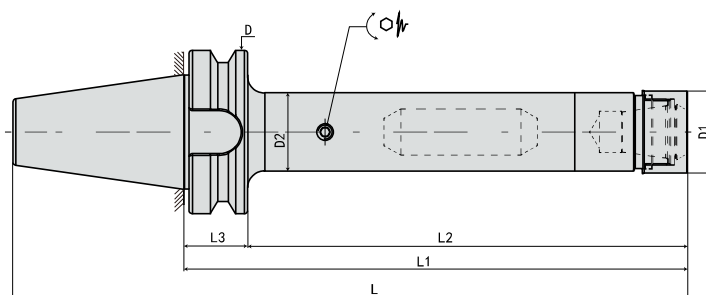
规格说明:

**SBT40 - SNER - 25 - 180 - D38**

- 锥柄形式 Shank size
- 筒夹种类 Collect type ER
- 筒夹型号 Collect model
- L1 长度 Length (L1)
- 刀杆直径 Diameter

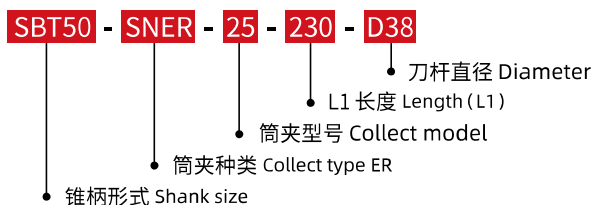
·SBT50-SNER 阻尼减振刀柄

SBT50-SNER DAMPING ANTI-VIBRATION TOOL HOLDER



规格 Model	L	L1	L2	L3	D	D1	D2	夹持范围 Range	重量 KG
<b>SBT50-SNER25-230-D38</b>	321.8	230	193.5	36.5	100	38	40	1-16 mm	
<b>-280-D38</b>	371.8	280	243.5	36.5	100	38	40	1-16 mm	
<b>-330-D38</b>	421.8	330	293.5	36.5	100	38	40	1-16 mm	
<b>-380-D38</b>	471.8	380	343.5	36.5	100	38	40	1-16 mm	
<b>-430-D38</b>	521.8	430	393.5	36.5	100	38	40	1-16 mm	
<b>-480-D38</b>	571.8	480	443.5	36.5	100	38	40	1-16 mm	
<b>-530-D38</b>	621.8	530	493.5	36.5	100	38	40	1-16 mm	
<b>-600-D38</b>	691.8	600	563.5	36.5	100	38	40	1-16 mm	
<b>-SNER32-230-D48</b>	321.8	230	193.5	36.5	100	48	50	2-20 mm	
<b>-280-D48</b>	371.8	280	243.5	36.5	100	48	50	2-20 mm	
<b>-330-D48</b>	421.8	330	293.5	36.5	100	48	50	2-20 mm	
<b>-380-D48</b>	471.8	380	343.5	36.5	100	48	50	2-20 mm	
<b>-430-D48</b>	521.8	430	393.5	36.5	100	48	50	2-20 mm	
<b>-480-D48</b>	571.8	480	443.5	36.5	100	48	50	2-20 mm	
<b>-530-D48</b>	621.8	530	493.5	36.5	100	48	50	2-20 mm	
<b>-580-D48</b>	671.8	580	543.5	36.5	100	48	50	2-20 mm	
<b>-630-D48</b>	721.8	630	593.5	36.5	100	48	50	2-20 mm	
<b>-700-D48</b>	791.8	700	663.5	36.5	100	48	50	2-20 mm	
<b>-SNER40-230-D58</b>	321.8	230	193.5	36.5	100	58	63	2-26 mm	
<b>-280-D58</b>	371.8	280	243.5	36.5	100	58	63	2-26 mm	
<b>-330-D58</b>	421.8	330	293.5	36.5	100	58	63	2-26 mm	
<b>-380-D58</b>	471.8	380	343.5	36.5	100	58	63	2-26 mm	
<b>-430-D58</b>	521.8	430	393.5	36.5	100	58	63	2-26 mm	
<b>-480-D58</b>	571.8	480	443.5	36.5	100	58	63	2-26 mm	
<b>-530-D58</b>	621.8	530	493.5	36.5	100	58	63	2-26 mm	
<b>-580-D58</b>	671.8	580	543.5	36.5	100	58	63	2-26 mm	
<b>-630-D58</b>	721.8	630	593.5	36.5	100	58	63	2-26 mm	
<b>-700-D58</b>	791.8	700	663.5	36.5	100	58	63	2-26 mm	

规格说明:





版权所有 翻印必究 ALL RIGHTS RESERVED

产品不断改进，当外形与参数变更时，均以实物为准，恕不另行通知

PRODUCTS ARE IMPROVED CONTINUOUSLY, EVERYTHING IS IN ACCORDANCE WITH PRACTICALITY UNDER CHANGED OUTLINE AND PARAMETER, AND WITHOUT STILL FURTHER NOTICE.



## 山东欧诺威数控刀具有限公司

山东省济宁市泗水县泉源大道与金工一路交互处

国内销售专线：

TEL: 400-697-5558

E-mail: sales@ounuowei.com

ounuowei.1688.com

www.onwcnc.com

外贸销售专线：

TEL: 0086 537 6598237

FAX: 0086 537 6598237

E-mail: md3rd@ounuowei.com

ounuowei.en.alibaba.com

www.ounuowei.com