

# HSK

DIN 69893-A

PRECISION TOOL HOLDERS SYSTEM

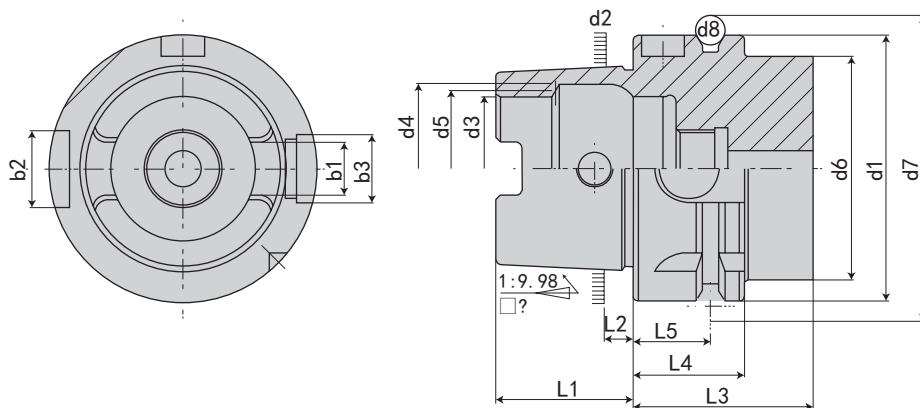


## HSK 数控刀柄系列

*ENC TOOL SYSTEMS*

·参考资料 REFERENCE DETAILS

DIN 69893A



规格 Model	d1 h10	d2	d3 H10	d4 H11	d5	d6 Max.	d7 0 -0.1	d8	L1 0 -0.2	L2	L3 Min.	L4 0 -0.1	L5 ±0.1	b1 ±0.04	b2 H10	b3 H10
HSK32A	32	24.007	17	20.5	19	26	37	4	16	3.2	35	20	16	7.05	9	7
HSK40A	40	30.007	21	25.5	23	34	45	4	20	4	35	20	16	8.05	11	9
HSK50A	50	38.009	26	32	29	42	59.3	7	25	5	42	26	18	10.54	14	12
HSK63A	63	48.010	34	40	37	53	72.3	7	32	6.3	42	26	18	12.54	18	16
HSK80A	80	60.012	42	50	46	67	88.8	7	40	8	42	26	18	16.04	20	18
HSK100A	100	75.013	53	63	58	85	109.75	7	50	10	45	29	20	20.02	22	20

特点:

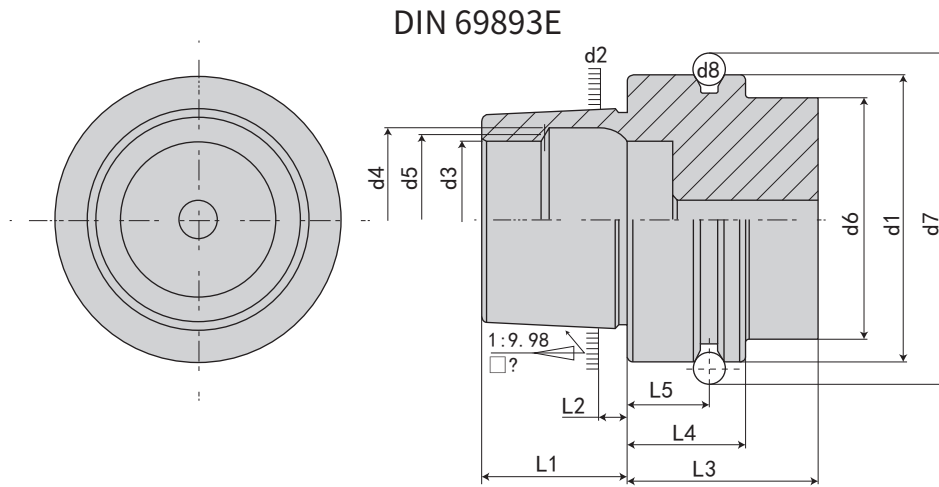
注:

- ◎ 锥度精度: < AT3
- ◎ 基本材质: 20CrMnTi/15CrMo
- ◎ 硬度: HRC56° 渗碳深度 > 0.8mm
- ◎ 真圆度: < 0.8μm
- ◎ 表面粗糙度: Ra < 0.5μm
- ◎ 刀杆有预设标准动平衡 G6.3, 可另外指定精密动平衡 G2.5
- ◎ 本体规范: DIN 69893-1

Features:

- ◎ Taper tolerance < AT3.
- ◎ Basic Material: 20CrMnTi/15CrMo.
- ◎ Hardness > HRC56° Carbon depth > 0.8mm.
- ◎ Roundness < 0.8μm.
- ◎ Surface roughness: Ra < 0.5μm.
- ◎ The shank has pre-balance at G6.3, and can provide precision balance at G2.5, made by request.
- ◎ Shank body standard: DIN69893-1.

## · 参考资料 REFERENCE DETAILS



规格 Model	d1 h10	d2	d3 H10	d4 H11	d5	d6 Max.	d7 0 -0.1	d8	L1 0 -0.2	L2	L3 Min.	L4 0 -0.1	L5 ±0.1
HSK25E	25	19	14	16.4	15	20	28.5	2	13	2.5	20	10	4.5
HSK32E	32	24	17	21	19	26	37	3	16	3.2	35	20	16
HSK40E	40	30	21	25.5	23	34	45	4	20	4	35	20	16
HSK50E	50	38	26	32	29	42	59.3	7	25	5	42	26	18
HSK63E	63	48	34	40	37	53	72.3	7	32	6.3	42	26	18

**特点:**
**注:**

- ◎ 锥度精度: < AT3
- ◎ 基本材质: 20CrMnTi/15CrMo
- ◎ 硬度: HRC56° 渗碳深度 > 0.8mm
- ◎ 真圆度: < 0.8μm
- ◎ 表面粗糙度: Ra < 0.5μm
- ◎ 刀杆有预设标准动平衡 G6.3, 可另外指定精密动平衡 G2.5
- ◎ 本体规范: DIN 69893-5

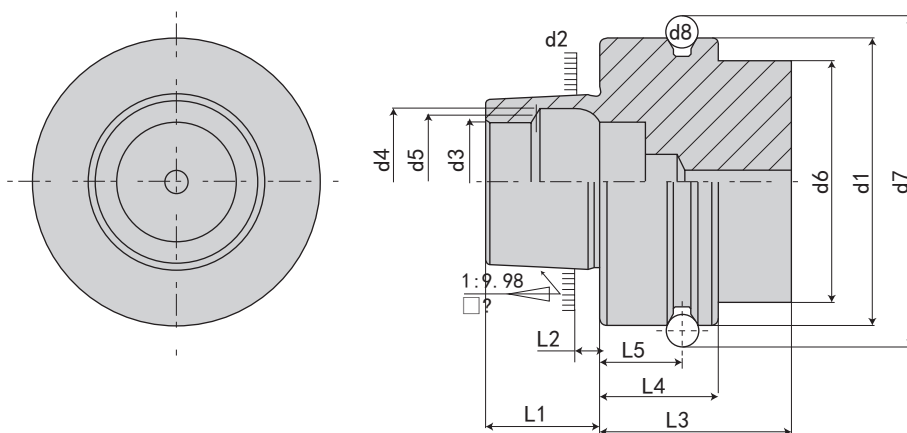
**Features:**

- ◎ Taper tolerance < AT3.
- ◎ Basic Material: 20CrMnTi/15CrMo.
- ◎ Hardness > HRC56° Carbon depth > 0.8mm.
- ◎ Roundness < 0.8μm.
- ◎ Surface roughness: Ra < 0.5μm.
- ◎ The shank has pre-balance at G6.3, and can provide precision balance at G2.5, made by request.
- ◎ Shank body standard: DIN69893-5.

·参考资料

REFERENCE DETAILS

DIN 69893F



规格 Model	d1 h10	d2	d3 H10	d4 H11	d5	d6 Max.	d7 0 -0.1	d8	L1 0 -0.2	L2	L3 Min.	L4 0 -0.1	L5 ±0.1
HSK50F	50	30.007	21	25.5	23	42	59.3	7	20	4	42	26	18
HSK63F	63	38.009	26	32	29	53	72.3	7	25	5	42	26	18
HSK80F	80	48	34	40	37	67	88.8	7	32	6.3	42	26	18

特点:

注:

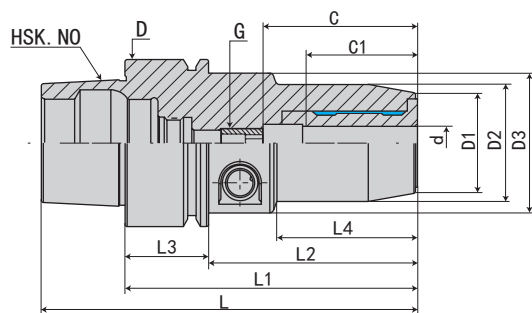
- ◎锥度精度: < AT3
- ◎基本材质: 20CrMnTi/15CrMo
- ◎硬度: HRC56° 渗碳深度 > 0.8mm
- ◎真圆度: < 0.8μm
- ◎表面粗糙度: Ra < 0.5μm
- ◎刀杆有预设标准动平衡 G6.3, 可另外指定精密动平衡 G2.5
- ◎本体规范: DIN 69893-6

Features:

- ◎ Taper tolerance < AT3.
- ◎ Basic Material: 20CrMnTi/15CrMo.
- ◎ Hardness > HRC56° Carbon depth > 0.8mm.
- ◎ Roundness < 0.8μm.
- ◎ Surface roughness: Ra < 0.5μm.
- ◎ The shank has pre-balance at G6.3, and can provide precision balance at G2.5, made by request.
- ◎ Shank body standard: DIN69893-6.



·HSK32E-PHC 液压刀柄 HSK32E-PHC HYDRAULIC TOOL HOLDER



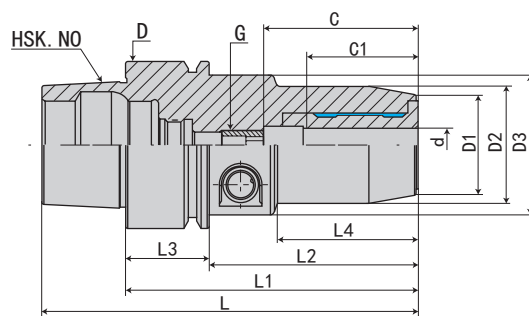
型号 Model	L	L1	L2	L3	L4	D	D1	D2	D3	d	最大插入深度 C Max. insertion depth	最少插入深度 C1 Min insertion depth	G	重量 KGS
HSK32E-PHC03-80	96	80	60	20	29	32	20	23	40	3	*	18	*	0.5
-PHC3.175-80	96	80	60	20	29	32	20	23	40	3.175	*	18	*	0.5
-PHC04-80	96	80	60	20	29	32	21	24	40	4	*	24	*	0.5
-PHC05-80	96	80	60	20	29	32	21	25	40	5	*	26	*	0.5
-PHC06-80	96	80	60	20	29	32	22	26	40	6	37	27	M5*0.8P	0.5
-PHC08-80	96	80	60	20	29	32	24	28	40	8	37	27	M6*1.0P	0.5
-PHC10-85	101	85	65	20	35	32	26	30	40	10	41	31	M6*1.0P	0.5
-PHC12-90	106	90	70	20	40	32	28	32	40	12	46	36	M6*1.0P	0.5

规格说明:



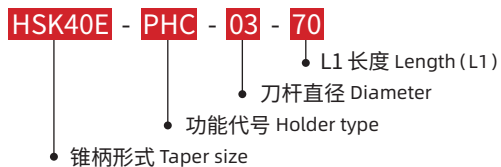
·HSK40E-PHC 液压刀柄

HSK40E-PHC HYDRAULIC TOOL HOLDER



型号 Model	L	L1	L2	L3	L4	D	D1	D2	D3	d	最大插入深度 C Max. insertion depth	最少插入深度 C1 Min insertion depth	G	重量 KGS
HSK40E-PHC03-70	90	70	50	20	36	40	20	23	33.5	3	*	18	*	0.5
-PHC3.175-70	90	70	50	20	36	40	20	23	33.5	3.175	*	18	*	0.5
-PHC4-70	90	70	50	20	36	40	21	24	33.5	4	*	24	*	0.5
-PHC05-70	90	70	50	20	36	40	21	25	33.5	5	*	26	*	0.5
-PHC06-70	90	70	50	20	36	40	22	26	33.5	6	37	27	M5*0.8P	0.5
-PHC08-70	90	70	50	20	36	40	24	28	33.5	8	37	27	M6*1.0P	0.5
-PHC10-75	95	75	55	20	42	40	26	30	33.5	10	41	31	M6*1.0P	0.5
-PHC12-80	100	80	60	20	48	40	28	32	33.5	12	46	36	M6*1.0P	0.6

规格说明:



·HSK50E-PHC 液压刀柄

HSK50E-PHC HYDRAULIC TOOL HOLDER



FIG.1

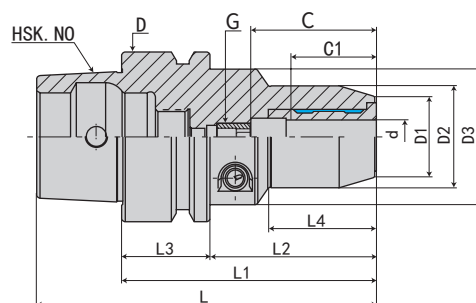
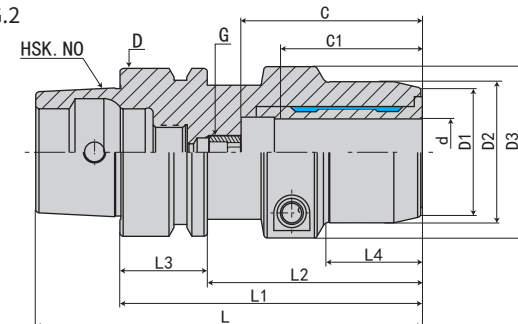
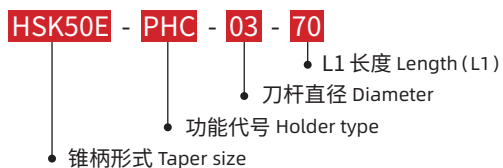


FIG.2



型号 Model	L	L1	L2	L3	L4	D	D1	D2	D3	d	最大插入深度 C Max. insertion depth	最少插入深度 C1 Min insertion depth	G	FIG	重量 KGS
HSK50E-PHC03-70	95	70	44	26	28	50	20	23	40	3	*	18	*	1	0.7
-PHC3.175-70	95	70	44	26	28	50	20	23	40	3.175	*	18	*	1	0.7
-PHC04-70	95	70	44	26	28	50	21	24	40	4	*	24	*	1	0.7
-PHC05-70	95	70	44	26	28	50	21	25	40	5	*	26	*	1	0.7
-PHC06-70	95	70	44	26	28	50	22	26	40	6	37	27	M5*0.8P	1	0.7
-PHC08-70	95	70	44	26	28	50	24	28	40	8	37	27	M6*1.0P	1	0.7
-PHC10-75	100	75	49	26	34	50	26	30	40	10	41	31	M8*1.0P	1	0.7
-PHC12-85	110	85	59	26	44	50	28	32	40	12	46	36	M10*1.0P	1	0.8
-PHC14-85	110	85	59	26	44	50	30	34	40	14	46	36	M10*1.0P	1	0.9
-PHC16-90	120	90	64	26	30	50	34	38	40	16	49	39	M10*1.0P	1	1
-PHC18-90	120	90	64	26	29	50	36	40	53	18	49	39	M10*1.0P	2	1.05
-PHC20-90	120	90	64	26	29	50	38	42	60	20	51	41	M10*1.0P	2	1.1

规格说明:



B  
HSK SHANK SYSTEMS  
HSK 刀柄系列

·HSK63E-PHC 液压刀柄

HSK63E-PHC HYDRAULIC TOOL HOLDER



FIG.1

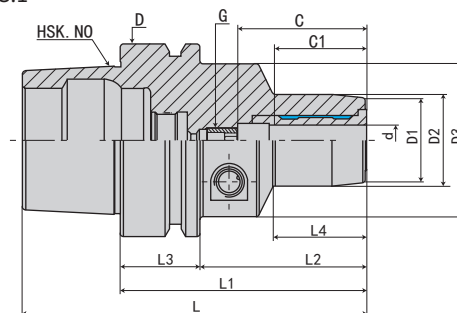
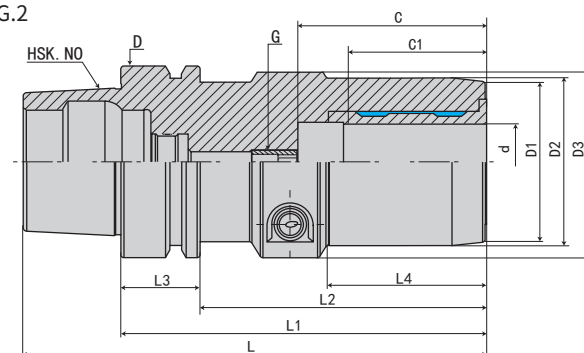


FIG.2



型号 Model	L	L1	L2	L3	L4	D	D1	D2	D3	d	最大插入深度 C Max. insertion depth	最少插入深度 C1 Min insertion depth	G	FIG	重量 KGS
HSK63E-PHC05- 70	102	70	44	26	24	63	21	25	50	5	*	26	*	1	1.1
-PHC06- 70	102	70	44	26	24	63	22	26	50	6	37	27	M5*0.8P	1	1.1
-PHC08- 70	102	70	44	26	24	63	24	28	50	8	37	27	M6*1.0P	1	1.1
-PHC10- 80	112	80	54	26	35	63	26	30	50	10	41	31	M8*1.0P	1	1.1
-PHC12- 85	117	85	59	26	40	63	28	32	50	12	46	36	M10*1.0P	1	1.2
-PHC14- 85	117	85	59	26	40	63	30	34	50	14	46	36	M10*1.0P	1	1.2
-PHC16- 90	122	90	64	26	46	63	34	38	50	16	49	39	M12*1.0P	1	1.3
-PHC18- 90	122	90	64	26	47	63	36	40	50	18	49	39	M12*1.0P	1	1.3
-PHC20- 90	122	90	64	26	48	63	38	42	50	20	51	41	M16*1.0P	1	1.3
-PHC25-120	152	120	94	26	59	63	53	57	63	25	57	47	M16*1.0P	2	2.3
-PHC32-125	157	125	99	26	63	63	60	64	75	32	61	51	M16*1.0P	2	2.8

规格说明:

- HSK63E - PHC - 05 - 70
- 锥柄形式 Taper size
  - 功能代号 Holder type
  - 刀杆直径 Diameter
  - L1长度 Length (L1)

**·HSK63F-PHC 液压刀柄**

## HSK63F-PHC HYDRAULIC TOOL HOLDER



FIG.1

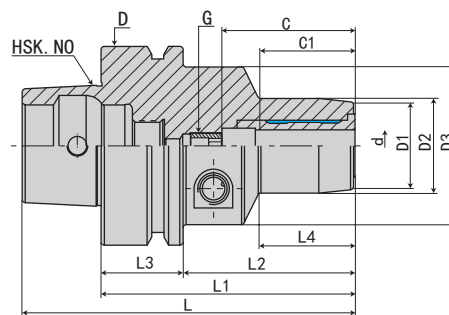
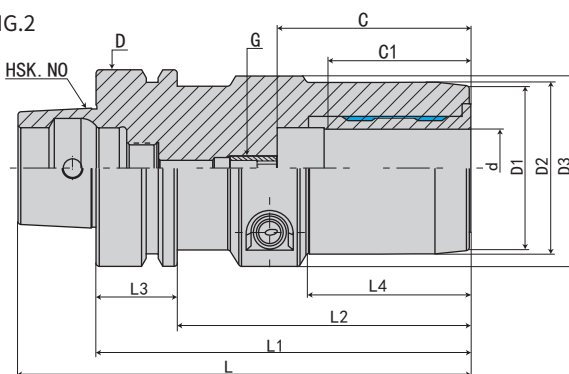


FIG.2



型号 Model	L	L1	L2	L3	L4	D	D1	D2	D3	d	最大插入深度 C Max. insertion depth	最少插入深度 C1 Min insertion depth	G	FIG	重量 KGS
<b>HSK63F-PHC05- 70</b>	95	70	44	26	24	63	21	25	50	5	*	26	*	1	1
<b>-PHC06- 70</b>	95	70	44	26	24	63	22	26	50	6	37	27	M5*0.8P	1	1
<b>-PHC08- 70</b>	95	70	44	26	24	63	24	28	50	8	37	27	M6*1.0P	1	1
<b>-PHC10- 80</b>	105	80	54	26	35	63	26	30	50	10	41	31	M8*1.0P	1	1.1
<b>-PHC12- 85</b>	110	85	59	26	40	63	28	32	50	12	46	36	M10*1.0P	1	1.1
<b>-PHC14- 85</b>	110	85	59	26	40	63	30	34	50	14	46	36	M10*1.0P	1	1.2
<b>-PHC16- 90</b>	115	90	64	26	46	63	34	38	50	16	49	39	M12*1.0P	1	1.2
<b>-PHC18- 90</b>	115	90	64	26	47	63	36	40	50	18	49	39	M12*1.0P	1	1.4
<b>-PHC20- 90</b>	115	90	64	26	48	63	38	42	50	20	51	41	M16*1.0P	1	1.4
<b>-PHC25-120</b>	145	120	94	26	59	63	53	57	53	25	57	47	M16*1.0P	2	2.1
<b>-PHC32-125</b>	150	125	99	26	63	63	60	64	53	32	61	51	M16*1.0P	2	2.2

规格说明:

**HSK63F - PHC - 05 - 70**

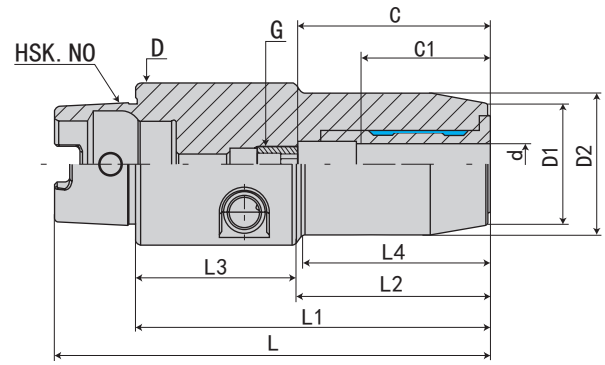
- L1 长度 Length (L1)
- 刀杆直径 Diameter
- 功能代号 Holder type
- 锥柄形式 Taper size

B

 HSK SHANK SYSTEMS  
 HSK 刀柄系列

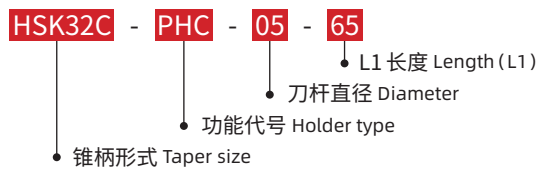
·HSK32C-PHC 液压刀柄

HSK32C-PHC HYDRAULIC TOOL HOLDER



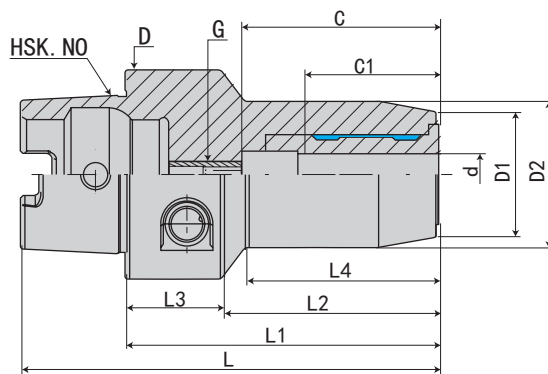
型号 Model	L	L1	L2	L3	L4	D	D1	D2	D3	d	最大插入深度 C Max. insertion depth	最少插入深度 C1 Min insertion depth	G	重量 KGS
<b>HSK32C-PHC05-65</b>	81	65	45	20	29	32	21	25	5	*	26	*	0.5	
<b>-PHC06-65</b>	81	65	45	20	29	32	22	26	40	6	37	27	M5*0.8P	0.5
<b>-PHC08-70</b>	86	70	50	20	29	32	24	28	40	8	37	27	M6*1.0P	0.5
<b>-PHC10-75</b>	91	75	55	20	35	32	26	30	40	10	41	31	M6*1.0P	0.5
<b>-PHC12-80</b>	96	80	60	20	40	32	28	32	40	12	46	36	M6*1.0P	0.5

规格说明:



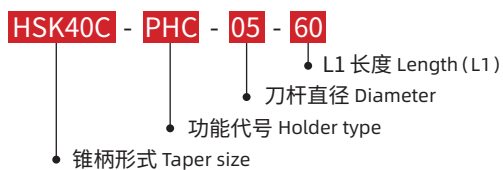
·HSK40C-PHC 液压刀柄

HSK40C-PHC HYDRAULIC TOOL HOLDER



型号 Model	L	L1	L2	L3	L4	D	D1	D2	d	最大插入深度 C Max. insertion depth	最少插入深度 C1 Min insertion depth	G	重量 KGS
HSK40C-PHC05-60	80	60	40	20	35	40	21	25	5	*	26	*	0.4
-PHC06-60	80	60	40	20	35	40	22	26	6	37	27	M5*0.8P	0.4
-PHC08-60	80	60	40	20	36	40	24	28	8	37	27	M6*1.0P	0.4
-PHC10-65	85	65	45	20	41	40	26	30	10	41	31	M6*1.0P	0.5
-PHC12-70	90	70	50	20	47	40	28	32	12	46	36	M6*1.0P	0.5

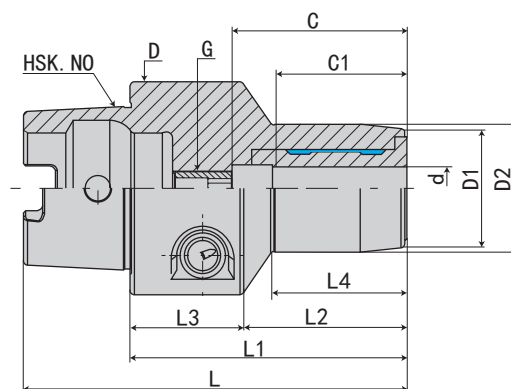
规格说明:





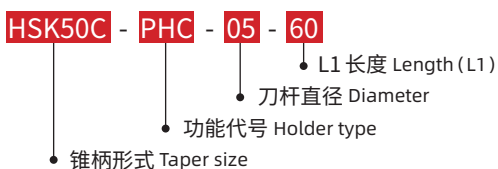
·HSK50C-PHC 液压刀柄

HSK50C-PHC HYDRAULIC TOOL HOLDER



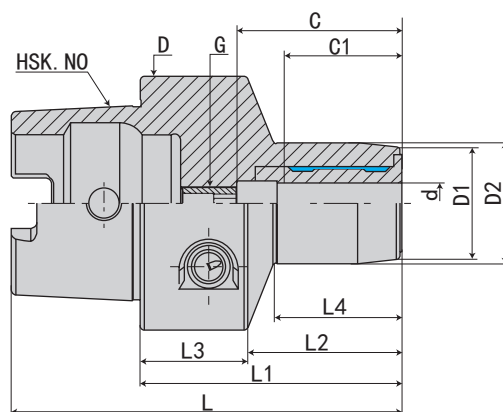
型号 Model	L	L1	L2	L3	L4	D	D1	D2	d	最大插入深度 C Max. insertion depth	最少插入深度 C1 Min insertion depth	G	重量 KGS
<b>HSK50C-PHC05-60</b>	85	60	34	26	30	50	21	25	5	*	26	*	0.6
<b>-PHC06-60</b>	85	60	34	26	30	50	22	26	6	37	27	M5*0.8P	0.6
<b>-PHC08-60</b>	85	60	34	26	30	50	24	28	8	37	27	M6*1.0P	0.6
<b>-PHC10-65</b>	90	65	39	26	35	50	26	30	10	41	31	M8*1.0P	0.7
<b>-PHC12-75</b>	100	75	49	26	40	50	28	32	12	46	36	M10*1.0P	0.7
<b>-PHC14-75</b>	100	75	49	26	40	50	30	34	14	46	36	M10*1.0P	0.7
<b>-PHC16-80</b>	105	80	54	26	50	50	34	38	16	49	39	M12*1.0P	0.8
<b>-PHC18-80</b>	105	80	54	26	50	50	36	40	18	49	39	M12*1.0P	0.9
<b>-PHC20-80</b>	105	80	54	26	50	50	38	42	20	51	41	M16*1.0P	0.9

规格说明:



**·HSK63C-PHC 液压刀柄**

HSK63C-PHC HYDRAULIC TOOL HOLDER



型号 Model	L	L1	L2	L3	L4	D	D1	D2	d	最大插入深度 C Max. insertion depth	最少插入深度 C1 Min insertion depth	G	重量 KGS
<b>HSK63C-PHC05- 60</b>	92	60	34	26	25	63	21	25	5	*	26	*	0.9
<b>-PHC06- 60</b>	92	60	34	26	25	63	22	26	6	37	27	M5*0.8P	0.9
<b>-PHC08- 60</b>	92	60	34	26	25	63	24	28	8	37	27	M6*1.0P	0.9
<b>-PHC10- 65</b>	97	65	39	26	31	63	26	30	10	41	31	M8*1.0P	1
<b>-PHC12- 75</b>	107	75	49	26	41	63	28	32	12	46	36	M10*1.0P	1
<b>-PHC14- 75</b>	107	75	49	26	42	63	30	34	14	46	36	M10*1.0P	1.1
<b>-PHC16- 80</b>	112	80	54	26	48	63	34	38	16	49	39	M12*1.0P	1.1
<b>-PHC18- 80</b>	112	80	54	26	48	63	36	40	18	49	39	M12*1.0P	1.2
<b>-PHC20- 80</b>	112	80	54	26	49	63	38	42	20	51	41	M16*1.0P	1.2
<b>-PHC25- 95</b>	127	95	69	26	63	63	53	57	25	57	47	M16*1.0P	1.8
<b>-PHC32-100</b>	132	100	74	26	60	63	59	63	32	61	51	M16*1.0P	2

规格说明:

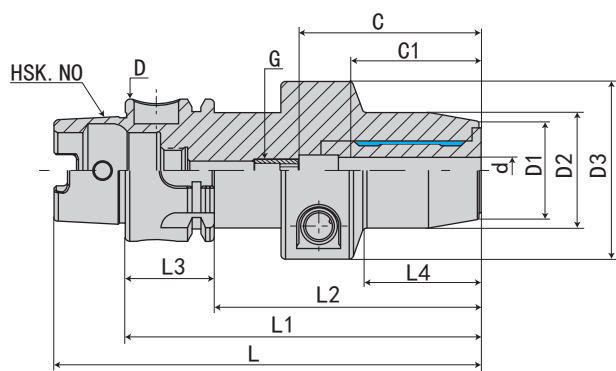
**HSK63C - PHC - 05 - 60**

- L1 长度 Length (L1)
- 刀杆直径 Diameter
- 功能代号 Holder type
- 锥柄形式 Taper size

 B  
 HSK SHANK SYSTEMS  
 HSK 刀柄系列

·HSK32A-PHC 液压刀柄

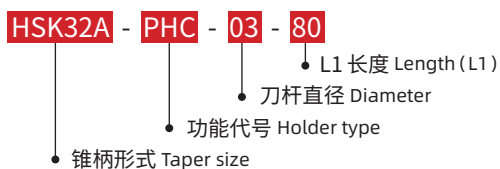
HSK32A-PHC HYDRAULIC TOOL HOLDER



B  
HSK 刀柄系列  
HSK SHANK SYSTEMS

型号 Model	L	L1	L2	L3	L4	D	D1	D2	D3	d	最大插入深度 C Max. insertion depth	最少插入深度 C1 Min insertion depth	G	重量 KGS
HSK32A-PHC03-80	96	80	60	20	29	32	20	23	40	3	*	18	*	0.5
-PHC3.175-80	96	80	60	20	29	32	20	23	40	3.175	*	18	*	0.5
-PHC04-80	96	80	60	20	29	32	21	24	40	4	*	24	*	0.5
-PHC05-80	96	80	60	20	29	32	21	25	40	5	*	26	*	0.5
-PHC06-80	96	80	60	20	29	32	22	26	40	6	37	27	M5*0.8P	0.5
-PHC08-80	96	80	60	20	29	32	24	28	40	8	37	27	M6*1.0P	0.5
-PHC10-85	101	85	65	20	35	32	26	30	40	10	41	31	M6*1.0P	0.5
-PHC12-90	106	90	70	20	40	32	28	32	40	12	46	36	M6*1.0P	0.5

规格说明:



·HSK40A-PHC 液压刀柄

HSK40A-PHC HYDRAULIC TOOL HOLDER



FIG.1

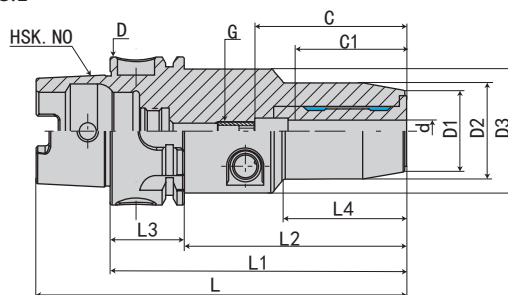
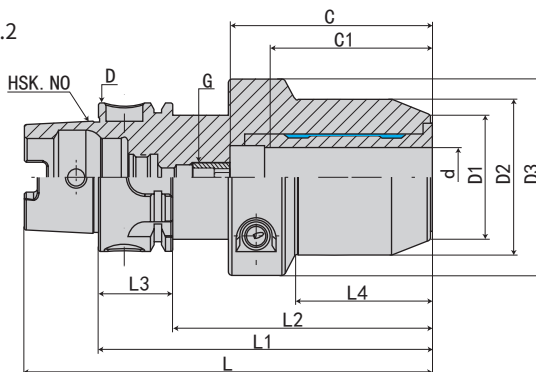
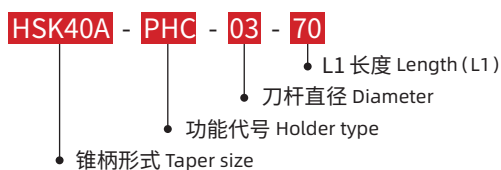


FIG.2



型号 Model	L	L1	L2	L3	L4	D	D1	D2	D3	d	最大插入深度 C Max. insertion depth	最少插入深度 C1 Min insertion depth	G	FIG	重量 KGS
HSK40A-PHC03- 70	90	70	50	20	36	40	20	23	33.5	3	*	18	*	1	0.4
-PHC3.175-70	90	70	50	20	36	40	20	23	33.5	3.175	*	18	*	1	0.4
-PHC04- 70	90	70	50	20	36	40	21	24	33.5	4	*	24	*	1	0.4
-PHC05- 70	90	70	50	20	36	40	21	25	33.5	5	*	26	*	1	0.4
-PHC06- 70	90	70	50	20	36	40	22	26	33.5	6	37	27	M5*0.8P	1	0.4
-PHC08- 70	90	70	50	20	36	40	24	28	33.5	8	37	27	M6*1.0P	1	0.5
-PHC10- 75	95	75	55	20	42	40	26	30	33.5	10	41	31	M6*1.0P	1	0.5
-PHC12- 80	100	80	60	20	48	40	28	32	33.5	12	46	36	M6*1.0P	1	0.5
-PHC14- 85	105	85	65	20	32	40	30	34	53	14	46	36	M8*1.0P	2	0.7
-PHC16- 90	110	90	70	20	37	40	34	38	53	16	49	39	M8*1.0P	2	0.8
-PHC18- 95	115	95	75	20	42	40	36	40	53	18	49	39	M8*1.0P	2	0.8
-PHC20-100	120	100	80	20	47	40	38	42	53	20	51	41	M8*1.0P	2	1

规格说明:



B  
HSK 刀柄系列  
HSK SHANK SYSTEMS

·HSK50A-PHC 液压刀柄

HSK50A-PHC HYDRAULIC TOOL HOLDER



FIG.1

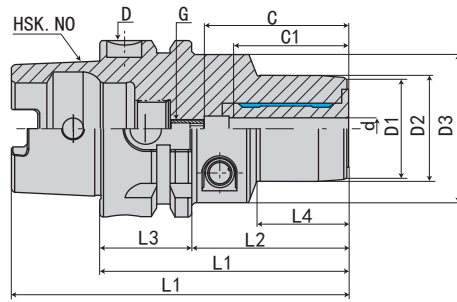
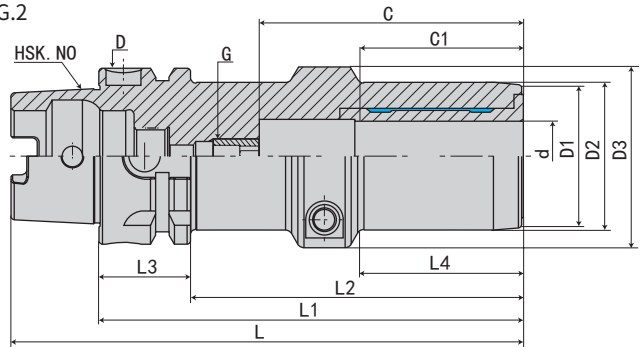


FIG.2



型号 Model	L	L1	L2	L3	L4	D	D1	D2	D3	d	最大插入深度 C Max. insertion depth	最少插入深度 C1 Min insertion depth	G	FIG	重量 KGS
HSK50A-PHC03- 70	95	70	44	26	28	50	20	23	40	3	*	18	*	1	0.7
-PHC3.175- 70	95	70	44	26	28	50	20	23	40	3.175	*	18	*	1	0.7
-PHC04- 70	95	70	44	26	28	50	21	24	40	4	*	24	*	1	0.7
-PHC05- 70	95	70	44	26	28	50	21	25	40	5	*	26	*	1	0.7
-PHC06- 70	95	70	44	26	28	50	22	26	40	6	37	27	M5*0.8P	1	0.7
-PHC08- 70	95	70	44	26	28	50	24	28	40	8	37	27	M6*1.0P	1	0.7
-PHC10- 75	100	75	49	26	34	50	26	30	40	10	41	31	M8*1.0P	1	0.7
-PHC12- 85	110	85	59	26	44	50	28	32	40	12	46	36	M10*1.0P	1	0.8
-PHC14- 85	110	85	59	26	44	50	30	34	40	14	46	36	M10*1.0P	1	0.8
-PHC16- 90	115	90	64	26	30	50	34	38	53	16	49	39	M10*1.0P	2	1.1
-PHC18- 90	115	90	64	26	30	50	36	40	57	18	49	39	M10*1.0P	2	1.1
-PHC20- 90	115	90	64	26	29	50	38	42	60	20	51	41	M10*1.0P	2	1.1
-PHC25-100	125	100	74	26	43	50	53	57	63	25	57	47	M10*1.0P	2	1.9
-PHC32-110	135	110	84	26	46	50	59	63	67	32	61	51	M10*1.0P	2	2.1

规格说明:

HSK50A - PHC - 03 - 70

- L1 长度 Length (L1)
- 刀杆直径 Diameter
- 功能代号 Holder type
- 锥柄形式 Taper size

**·HSK63A-PHC 液压刀柄**

## HSK63A-PHC HYDRAULIC TOOL HOLDER



FIG.1

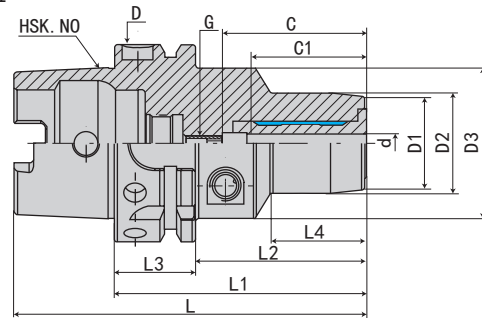
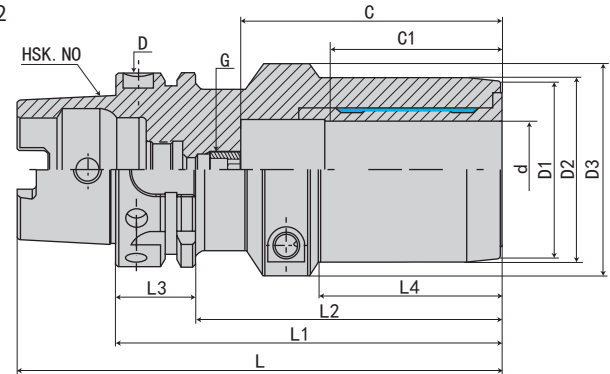


FIG.2



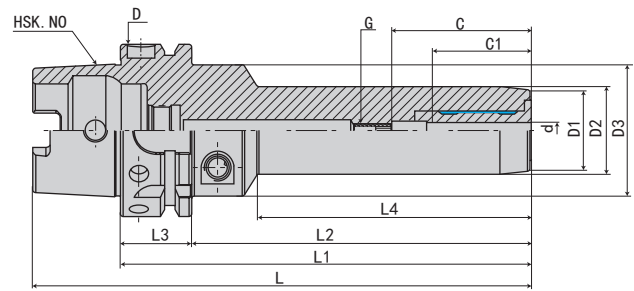
型号 Model	L	L1	L2	L3	L4	D	D1	D2	D3	d	最大插入深度 C Max. insertion depth	最少插入深度 C1 Min insertion depth	G	FIG	重量 KGS
<b>HSK63A-PHC03- 70</b>	102	70	44	26	24	63	20	23	50	3	*	18	*	1	1
<b>-PHC03.175- 70</b>	102	70	44	26	24	63	20	23	50	3.175	*	18	*	1	1
<b>-PHC04- 70</b>	102	70	44	26	24	63	21	24	50	4	*	24	*	1	1
<b>-PHC05- 70</b>	102	70	44	26	24	63	21	25	50	5	*	26	*	1	1
<b>-PHC06- 70</b>	102	70	44	26	24	63	22	26	50	6	37	27	M5*0.8P	1	1
<b>-PHC08- 70</b>	102	70	44	26	24	63	24	28	50	8	37	27	M6*1.0P	1	1
<b>-PHC10- 80</b>	112	80	54	26	35	63	26	30	50	10	41	31	M8*1.0P	1	1.1
<b>-PHC12- 85</b>	117	85	59	26	40	63	28	32	50	12	46	36	M10*1.0P	1	1.1
<b>-PHC14- 85</b>	117	85	59	26	40	63	30	34	50	14	46	36	M10*1.0P	1	1.1
<b>-PHC16- 90</b>	122	90	64	26	46	63	34	38	50	16	49	39	M12*1.0P	1	1.2
<b>-PHC18- 90</b>	122	90	64	26	47	63	36	40	50	18	49	39	M12*1.0P	1	1.3
<b>-PHC20- 90</b>	122	90	64	26	48	63	38	42	50	20	51	41	M16*1.0P	1	1.3
<b>-PHC25-120</b>	152	120	94	26	63	63	53	57	63	25	57	47	M16*1.0P	2	2.16
<b>-PHC32-125</b>	157	125	99	26	61	63	59	63	69	32	61	51	M16*1.0P	2	2.7
<b>-PHC40-140</b>	172	140	114	26	65	63	67	71	74	40			M16*1.0P	2	3.2
<b>-PHC42-140</b>	172	140	114	26	65	63	69	73	74	42			M16*1.0P	2	3.2

## 规格说明:

**HSK63A - PHC - 03 - 70**

- L1 长度 Length (L1)
- 刀杆直径 Diameter
- 功能代号 Holder type
- 锥柄形式 Taper size

**·HSK63A-JPHC 液压刀柄** HSK63A-JPHC HYDRAULIC TOOL HOLDER



型号 Model	L	L1	L2	L3	L4	D	D1	D2	D3	d	最大插入深度 C Max. insertion depth	最少插入深度 C1 Min insertion depth	G	重量 KGS
<b>HSK63A-JPHC05-120</b>	152	120	94	26	73	63	21	25	50	5	*	26	*	1.2
-150	182	150	124	26	103	63	21	25	50	5	*	26	*	1.7
-200	232	200	174	26	153	63	21	25	50	5	*	26	*	1.9
-250	282	250	224	26	203	63	21	25	50	5	*	26	*	2.1
<b>HSK63A-JPHC06-120</b>	152	120	94	26	73	63	22	26	50	6	37	27	M5*0.8P	1.2
-150	182	150	124	26	103	63	22	26	50	6	37	27	M5*0.8P	1.7
-200	232	200	174	26	153	63	22	26	50	6	37	27	M5*0.8P	1.9
-250	282	250	224	26	203	63	22	26	50	6	37	27	M5*0.8P	2.1
<b>-JPHC08-120</b>	152	120	94	26	74	63	24	28	50	8	37	27	M6*1.0P	1.2
-150	182	150	124	26	104	63	24	28	50	8	37	27	M6*1.0P	1.7
-200	232	200	174	26	154	63	24	28	50	8	37	27	M6*1.0P	1.9
-250	282	250	224	26	204	63	24	28	50	8	37	27	M6*1.0P	2.1
<b>-JPHC10-120</b>	152	120	94	26	74	63	26	30	50	10	41	31	M8*1.0P	1.2
-150	182	150	124	26	104	63	26	30	50	10	41	31	M8*1.0P	1.7
-200	232	200	174	26	154	63	26	30	50	10	41	31	M8*1.0P	1.9
-250	282	250	224	26	204	63	26	30	50	10	41	31	M8*1.0P	2.1
<b>-JPHC12-120</b>	152	120	94	26	75	63	28	32	50	12	46	36	M10*1.0P	1.3
-150	182	150	124	26	105	63	28	32	50	12	46	36	M10*1.0P	1.7
-200	232	200	174	26	155	63	28	32	50	12	46	36	M10*1.0P	1.9
-250	282	250	224	26	204	63	28	32	50	12	46	36	M10*1.0P	2.2
<b>-JPHC14-120</b>	152	120	94	26	75	63	30	34	50	14	46	36	M10*1.0P	1.3
-150	182	150	124	26	105	63	30	34	50	14	46	36	M10*1.0P	1.7
-200	232	200	174	26	155	63	30	34	50	14	46	36	M10*1.0P	1.9
-250	282	250	224	26	204	63	30	34	50	14	46	36	M10*1.0P	2.2
<b>-JPHC16-120</b>	152	120	94	26	76	63	34	38	50	16	49	39	M12*1.0P	1.4
-150	182	150	124	26	106	63	34	38	50	16	49	39	M12*1.0P	2
-200	232	200	174	26	156	63	34	38	50	16	49	39	M12*1.0P	2.3
-250	282	250	224	26	206	63	34	38	50	16	49	39	M12*1.0P	2.6
<b>-JPHC18-120</b>	152	120	94	26	77	63	36	40	50	18	49	39	M12*1.0P	1.5
-150	182	150	124	26	107	63	36	40	50	18	49	39	M12*1.0P	2.1
-200	232	200	174	26	157	63	36	40	50	18	49	39	M12*1.0P	2.4
-250	282	250	224	26	207	63	36	40	50	18	49	39	M12*1.0P	2.7
<b>-JPHC20-120</b>	152	120	94	26	78	63	38	42	50	20	51	41	M16*1.0P	1.5
-150	182	150	124	26	108	63	38	42	50	20	51	41	M16*1.0P	2.1
-200	232	200	174	26	158	63	38	42	50	20	51	41	M16*1.0P	2.4
-250	282	250	224	26	208	63	38	42	50	20	51	41	M16*1.0P	2.7

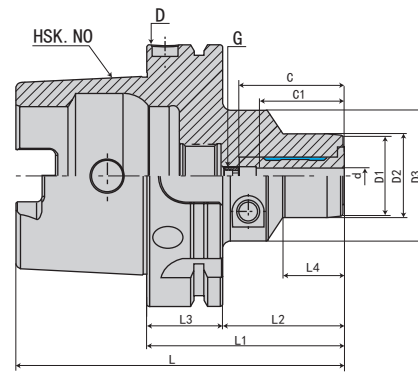
规格说明:





**·HSK80A-PHC 液压刀柄**

## HSK80A-PHC HYDRAULIC TOOL HOLDER



型号 Model	L	L1	L2	L3	L4	D	D1	D2	D3	d	最大插入深度 C Max. insertion depth	最少插入深度 C1 Min insertion depth	G	重量 KGS
<b>HSK80A-PHC05- 70</b>	110	70	44	26	24	80	21	25	50	5	*	26	*	1.4
<b>-PHC06- 70</b>	110	70	44	26	24	80	22	26	50	6	37	27	M5*0.8P	1.4
<b>-PHC08- 70</b>	110	70	44	26	24	80	24	28	50	8	37	27	M6*1.0P	1.4
<b>-PHC10- 80</b>	120	80	54	26	35	80	26	30	50	10	41	31	M8*1.0P	1.5
<b>-PHC12- 85</b>	125	85	59	26	40	80	28	32	50	12	46	36	M10*1.0P	1.6
<b>-PHC14- 85</b>	125	85	59	26	40	80	30	34	50	14	46	36	M10*1.0P	1.6
<b>-PHC16- 95</b>	135	95	69	26	51	80	34	38	50	16	49	39	M12*1.0P	1.6
<b>-PHC18- 95</b>	135	95	69	26	51	80	36	40	50	18	49	39	M12*1.0P	1.7
<b>-PHC20- 95</b>	135	95	69	26	51	80	38	42	50	20	51	41	M16*1.0P	1.7
<b>-PHC25-110</b>	150	110	84	26	65	80	53	57	63	25	57	47	M16*1.0P	2.6
<b>-PHC32-125</b>	165	125	99	26	63	80	59	63	75	32	61	51	M16*1.0P	3.1
<b>-PHC40-140</b>	180	140	114	26		80			75	40			M16*1.0P	3.8
<b>-PHC42-140</b>	180	140	114	26		80			75	42			M16*1.0P	3.8

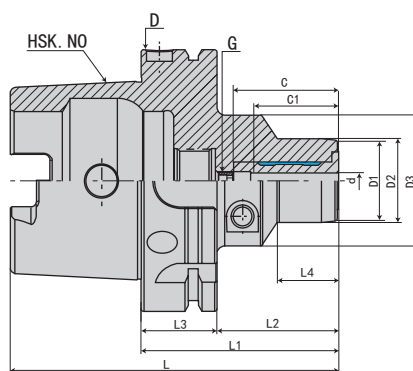
规格说明:

**HSK80A - PHC - 05 - 70**

- L1 长度 Length (L1)
- 刀杆直径 Diameter
- 功能代号 Holder type
- 锥柄形式 Taper size

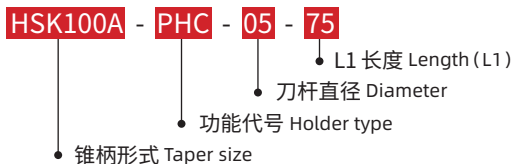
·HSK100A-PHC 液压刀柄

HSK100A-PHC HYDRAULIC TOOL HOLDER

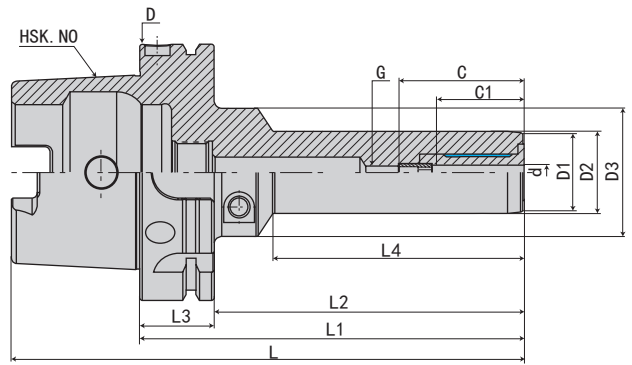


型号 Model	L	L1	L2	L3	L4	D	D1	D2	D3	d	最大插入深度 C Max. insertion depth	最少插入深度 C1 Min insertion depth	G	重量 KGS
HSK100A-PHC05- 75	125	75	46	29	26	100	21	25	50	5	*	26	*	2.3
-PHC06- 75	125	75	46	29	26	100	22	26	50	6	37	27	M5*0.8P	2.3
-PHC08- 75	125	75	46	29	26	100	24	28	50	8	37	27	M6*1.0P	2.3
-PHC10- 90	140	90	61	29	42	100	26	30	50	10	41	31	M8*1.0P	2.5
-PHC12- 95	145	95	66	29	47	100	28	32	50	12	46	36	M10*1.0P	2.5
-PHC14- 95	145	95	66	29	47	100	30	34	50	14	46	36	M10*1.0P	2.5
-PHC16-100	150	100	71	29	53	100	34	38	50	16	49	39	M12*1.0P	2.6
-PHC18-100	150	100	71	29	53	100	36	40	50	18	49	39	M12*1.0P	2.6
-PHC20-105	155	105	76	29	59	100	38	42	50	20	51	41	M16*1.0P	2.7
-PHC25-110	160	110	81	29	62	100	53	57	63	25	57	47	M16*1.0P	3.3
-PHC32-110	160	110	81	29	62	100	59	63	75	32	61	51	M16*1.0P	3.5
-PHC40-140	190	140	111	29		100				40			M16*1.0P	4
-PHC42-140	190	140	111	29		100				42			M16*1.0P	4
-PHC50-				29		100				50			M16*1.0P	5

规格说明:

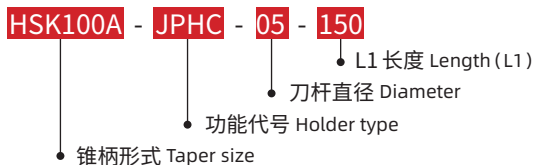


·HSK100A-JPHC 液压刀柄 HSK100A-JPHC HYDRAULIC TOOL HOLDER



型号 Model	L	L1	L2	L3	L4	D	D1	D2	D3	d	最大插入深度 C Max. insertion depth	最少插入深度 C1 Min insertion depth	G	重量 KGS
HSK100A-JPHC05-150	200	150	121	29	101	100	21	25	50	5	*	26	*	2.6
-200	250	200	171	29	151	100	21	25	50	5	*	26	*	2.8
-250	300	250	221	29	201	100	21	25	50	5	*	26	*	3.1
HSK100A-JPHC06-150	200	150	121	29	101	100	22	26	50	6	37	27	M5*0.8P	2.6
-200	250	200	171	29	151	100	22	26	50	6	37	27	M5*0.8P	2.8
-250	300	250	221	29	201	100	22	26	50	6	37	27	M5*0.8P	3.1
-JPHC08-150	200	150	121	29	101	100	24	28	50	8	37	27	M6*1.0P	2.6
-200	250	200	171	29	151	100	24	28	50	8	37	27	M6*1.0P	2.8
-250	300	250	221	29	201	100	24	28	50	8	37	27	M6*1.0P	3.1
-JPHC10-150	200	150	121	29	102	100	26	30	50	10	41	31	M8*1.0P	2.9
-200	250	200	171	29	152	100	26	30	50	10	41	31	M8*1.0P	3.2
-250	300	250	221	29	202	100	26	30	50	10	41	31	M8*1.0P	3.5
-JPHC12-150	200	150	121	29	102	100	28	32	50	12	46	36	M10*1.0P	2.9
-200	250	200	171	29	152	100	28	32	50	12	46	36	M10*1.0P	3.2
-250	300	250	221	29	202	100	28	32	50	12	46	36	M10*1.0P	3.5
-JPHC14-150	200	150	121	29	102	100	30	34	50	14	46	36	M10*1.0P	2.9
-200	250	200	171	29	152	100	30	34	50	14	46	36	M10*1.0P	3.2
-250	300	250	221	29	202	100	30	34	50	14	46	36	M10*1.0P	3.5
-JPHC16-150	200	150	121	29	103	100	34	38	50	16	49	39	M12*1.0P	3.1
-200	250	200	171	29	153	100	34	38	50	16	49	39	M12*1.0P	3.6
-250	300	250	221	29	203	100	34	38	50	16	49	39	M12*1.0P	4.1
-JPHC18-150	200	150	121	29	103	100	36	40	50	18	49	39	M12*1.0P	3.1
-200	250	200	171	29	153	100	36	40	50	18	49	39	M12*1.0P	3.6
-250	300	250	221	29	203	100	36	40	50	18	49	39	M12*1.0P	4.1
-JPHC20-150	200	150	121	29	104	100	38	42	50	20	51	41	M16*1.0P	3.2
-200	250	200	171	29	154	100	38	42	50	20	51	41	M16*1.0P	3.7
-250	300	250	221	29	204	100	38	42	50	20	51	41	M16*1.0P	4.2

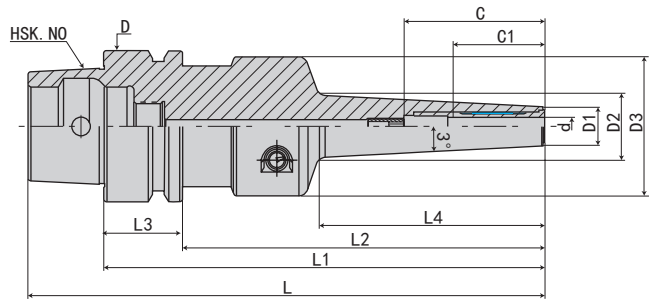
规格说明:



B  
HSK SHANK SYSTEMS  
HSK 刀柄系列

·HSK50E-SPHC 液压刀柄

HSK50E-SPHC HYDRAULIC TOOL HOLDER

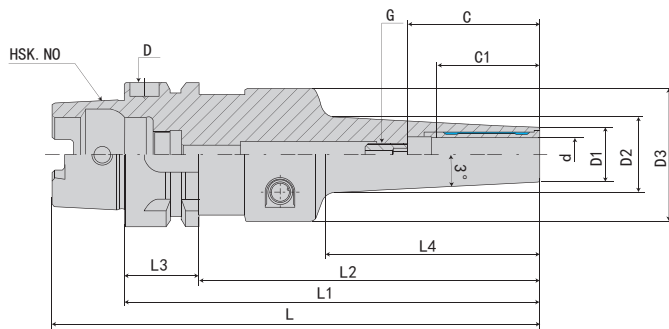


型号 Model	L	L1	L2	L3	L4	D	D1	D2	D3	d	最大插入深度 C Max. insertion depth	最少插入深度 C1 Min insertion depth	G	重量 KGS
HSK50E-SPHC03-115	140	115	89	26	42	50	11		46	3	*	18	*	0.6
-SPHC04-115	140	115	89	26	42	50	11		46	4	*	24	*	0.6
-SPHC05-115	140	115	89	26	42	50	12		46	5	*	26	*	0.6
-SPHC06-145	170	145	119	26	74	50	13		46	6	37	27	M5*0.8P	1.1
-SPHC08-145	170	145	119	26	74	50	15		46	8	37	27	M6*1.0P	1.1
-SPHC10-145	170	145	119	26	74	50	17		46	10	41	31	M8*1.0P	1.1
-SPHC12-145	170	145	119	26	75	50	19		46	12	46	36	M10*1.0P	1.1

规格说明:

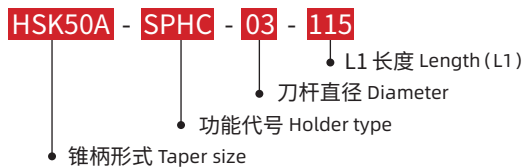
HSK50E - SPHC - 03 - 115

- 锥柄形式 Taper size
- 功能代号 Holder type
- 刀杆直径 Diameter
- L1 长度 Length (L1)

**·HSK50A-SPHC 液压刀柄** HSK50A-SPHC HYDRAULIC TOOL HOLDER


型号 Model	L	L1	L2	L3	L4	D	D1	D2	D3	d	最大插入深度 C Max. insertion depth	最少插入深度 C1 Min insertion depth	G	重量 KGS
<b>HSK50A-SPHC03-115</b>	140	115	89	26	42	50	11		46	3	*	18	*	0.6
<b>-SPHC04-115</b>	140	115	89	26	42	50	11		46	4	*	24	*	0.6
<b>-SPHC05-115</b>	140	115	89	26	42	50	12		46	5	*	26	*	0.6
<b>-SPHC06-145</b>	170	145	119	26	74	50	13		46	6	37	27	M5*0.8P	1.1
<b>-SPHC08-145</b>	170	145	119	26	74	50	15		46	8	37	27	M6*1.0P	1.1
<b>-SPHC10-145</b>	170	145	119	26	74	50	17		46	10	41	31	M8*1.0P	1.1
<b>-SPHC12-145</b>	170	145	119	26	75	50	19		46	12	46	36	M10*1.0P	1.1

规格说明:

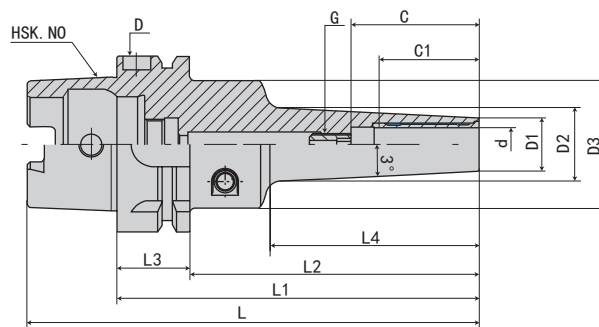


B

 HSK SHANK SYSTEMS  
 HSK 刀柄系列

·HSK63A-SPHC 液压刀柄

HSK63A-SPHC HYDRAULIC TOOL HOLDER

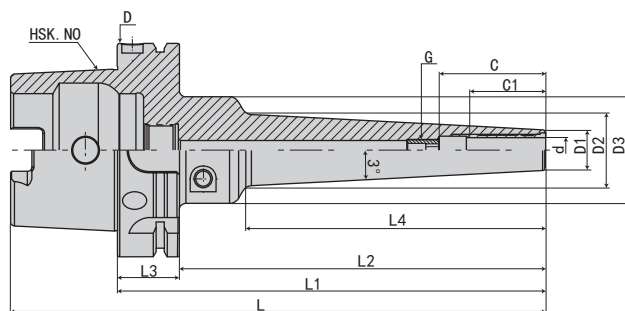


型号 Model	L	L1	L2	L3	L4	D	D1	D2	D3	d	最大插入深度 C Max. insertion depth	最少插入深度 C1 Min insertion depth	G	重量 KGS
HSK63A-SPHC03-100	132	100	74	26	42	63	11		46	3	*	18	*	0.9
-130	162	130	104	26	72	63	11		46	3	*	18	*	1
-SPHC04-100	132	100	74	26	42	63	11		46	4	*	24	*	0.9
-130	162	130	104	26	72	63	11		46	4	*	24	*	1
-SPHC05-100	132	100	74	26	42	63	12		46	5	*	26	*	0.9
-130	162	130	104	26	72	63	12		46	5	*	26	*	1
-SPHC06-130	162	130	104	26	74	63	13		46	6	37	27	M5*0.8P	1.2
-160	192	160	134	26	104	63	13		46	6	37	27	M5*0.8P	1.3
-200	232	200	174	26	144	63	13		46	6	37	27	M5*0.8P	1.4
-SPHC08-130	162	130	104	26	74	63	15		46	8	37	27	M6*1.0P	1.2
-160	192	160	134	26	104	63	15		46	8	37	27	M6*1.0P	1.3
-200	232	200	174	26	144	63	15		46	8	37	27	M6*1.0P	1.4
-SPHC10-130	162	130	104	26	74	63	17		46	10	41	31	M8*1.0P	1.2
-160	192	160	134	26	104	63	17		46	10	41	31	M8*1.0P	1.3
-200	232	200	174	26	144	63	17		46	10	41	31	M8*1.0P	1.4
-SPHC12-130	162	130	104	26	75	63	19		46	12	46	36	M10*1.0P	1.2
-160	192	160	134	26	105	63	19		46	12	46	36	M10*1.0P	1.3
-200	232	200	174	26	145	63	19		46	12	46	36	M10*1.0P	1.4
-SPHC14-130	162	130	104	26	75	63	21		46	14	46	36	M10*1.0P	1.3
-160	192	160	134	26	105	63	21		46	14	46	36	M10*1.0P	1.4
-200	232	200	174	26	145	63	21		46	14	46	36	M10*1.0P	1.5
-SPHC16-130	162	130	104	26	76	63	23		50	16	49	39	M12*1.0P	1.3
-160	192	160	134	26	106	63	23		50	16	49	39	M12*1.0P	1.4
-200	232	200	174	26	146	63	23		50	16	49	39	M12*1.0P	1.5
-SPHC18-130	162	130	104	26	76	63	25		50	18	49	39	M12*1.0P	1.4
-160	192	160	134	26	106	63	25		50	18	49	39	M12*1.0P	1.5
-200	232	200	174	26	146	63	25		50	18	49	39	M12*1.0P	1.6
-SPHC20-130	162	130	104	26	77	63	27		50	20	51	41	M16*1.0P	1.4
-160	192	160	134	26	107	63	27		50	20	51	41	M16*1.0P	1.5
-200	232	200	174	26	147	63	27		50	20	51	41	M16*1.0P	1.6

规格说明:

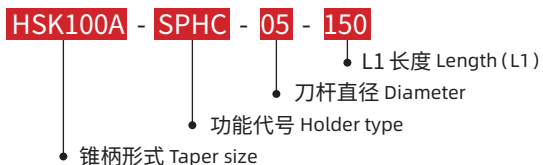
HSK63A - SPHC - 03 - 100

- L1 长度 Length (L1)
- 刀杆直径 Diameter
- 功能代号 Holder type
- 锥柄形式 Taper size

**·HSK100A-SPHC 液压刀柄** HSK100A-SPHC HYDRAULIC TOOL HOLDER


型号 Model	L	L1	L2	L3	L4	D	D1	D2	D3	d	最大插入深度 C Max. insertion depth	最少插入深度 C1 Min insertion depth	G	重量 KGS
HSK100A-SPHC05-150	200	150	121	29	90	100	12		50	5	*	26	*	2.9
-200	250	200	171	29	140	100	12		50	5	*	26	*	3.1
-250	300	250	221	29	190	100	12		50	5	*	26	*	3.3
-300	350	300	271	29	240	100	12		50	5	*	26	*	3.5
-SPHC06-150	200	150	121	29	90	100	13		50	6	37	27	M5*0.8P	2.9
-200	250	200	171	29	140	100	13		50	6	37	27	M5*0.8P	3.1
-250	300	250	221	29	190	100	13		50	6	37	27	M5*0.8P	3.3
-300	350	300	271	29	240	100	13		50	6	37	27	M5*0.8P	3.5
-SPHC08-150	200	150	121	29	90	100	15		50	8	37	27	M6*1.0P	2.9
-200	250	200	171	29	140	100	15		50	8	37	27	M6*1.0P	3.1
-250	300	250	221	29	190	100	15		50	8	37	27	M6*1.0P	3.3
-300	350	300	271	29	240	100	15		50	8	37	27	M6*1.0P	3.5
-SPHC10-150	200	150	121	29	90	100	17		50	10	41	31	M8*1.0P	2.9
-200	250	200	171	29	140	100	17		50	10	41	31	M8*1.0P	3.1
-250	300	250	221	29	190	100	17		50	10	41	31	M8*1.0P	3.3
-300	350	300	271	29	240	100	17		50	10	41	31	M8*1.0P	3.5
-SPHC12-150	200	150	121	29	90	100	19		50	12	46	36	M10*1.0P	3
-200	250	200	171	29	140	100	19		50	12	46	36	M10*1.0P	3.2
-250	300	250	221	29	190	100	19		50	12	46	36	M10*1.0P	3.4
-300	350	300	271	29	240	100	19		50	12	46	36	M10*1.0P	3.6
-SPHC14-150	200	150	121	29	90	100	21		50	14	46	36	M10*1.0P	3
-200	250	200	171	29	140	100	21		50	14	46	36	M10*1.0P	3.2
-250	300	250	221	29	190	100	21		50	14	46	36	M10*1.0P	3.4
-300	350	300	271	29	240	100	21		50	14	46	36	M10*1.0P	3.6
-SPHC16-150	200	150	121	29	90	100	23		50	16	49	39	M12*1.0P	3.2
-200	250	200	171	29	140	100	23		50	16	49	39	M12*1.0P	3.4
-250	300	250	221	29	190	100	23		50	16	49	39	M12*1.0P	3.6
H-300	350	300	271	29	240	100	23		50	16	49	39	M12*1.0P	3.8
-SPHC18-150	200	150	121	29	90	100	25		50	18	49	39	M12*1.0P	3.2
-200	250	200	171	29	140	100	25		50	18	49	39	M12*1.0P	3.4
-250	300	250	221	29	190	100	25		50	18	49	39	M12*1.0P	3.6
-300	350	300	271	29	240	100	25		50	18	49	39	M12*1.0P	3.8
-SPHC20-150	200	150	121	29	90	100	27		50	20	51	41	M16*1.0P	3.4
-200	250	200	171	29	140	100	27		50	20	51	41	M16*1.0P	3.6
-250	300	250	221	29	190	100	27		50	20	51	41	M16*1.0P	3.8
-300	350	300	271	29	240	100	27		50	20	51	41	M16*1.0P	4

规格说明:

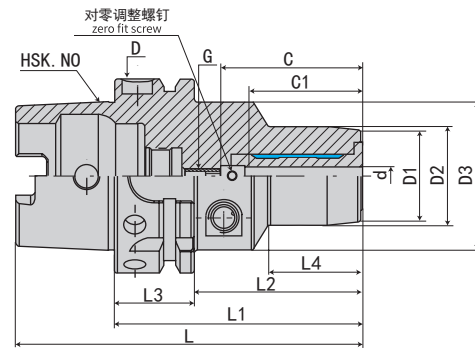


B

 HSK SHANK SYSTEMS  
 HSK 刀柄系列



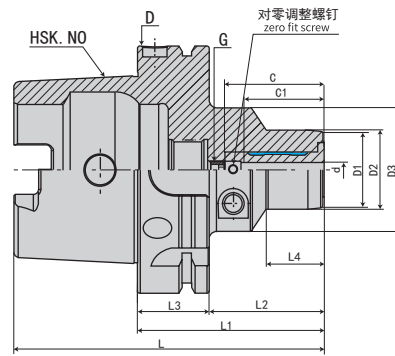
·HSK63A-ZPHC 调零液压刀柄 HSK63A-ZPHC ZERO FIT HYDRAULIC TOOL HOLDER



型号 Model	L	L1	L2	L3	L4	D	D1	D2	D3	d	最大插入深度 C Max. insertion depth	最少插入深度 C1 Min insertion depth	G	重量 KGS
HSK63A-ZPHC05- 90	122	90	64	26	44	63	21	25	50	5	*	26	*	1.2
-ZPHC06- 90	122	90	64	26	44	63	23	26	50	6	41	31	M5*0.8P	1.2
-ZPHC08- 90	122	90	64	26	44	63	25	28	50	8	41	31	M6*1.0P	1.2
-ZPHC10- 95	127	95	69	26	50	63	27	30	50	10	48	38	M8*1.0P	1.3
-ZPHC12-100	132	100	74	26	55	63	29	32	50	12	53	43	M10*1.0P	1.3
-ZPHC16-105	137	105	79	26	61	63	35	38	50	16	58	48	M12*1.0P	1.4
-ZPHC20-105	137	105	79	26	63	63	39	42	50	20	58	48	M16*1.0P	1.5
-ZPHC25-115	147	115	89	26	89	63	46	50	*	25	67	57	M16*1.0P	2.6
-ZPHC32-130	162	130	104	26	104	63	56	60	52.5	30	71	61	M16*1.0P	3.2

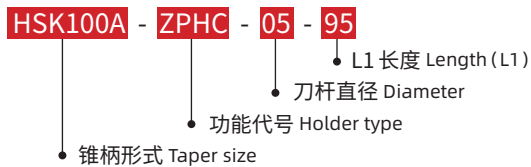
规格说明:



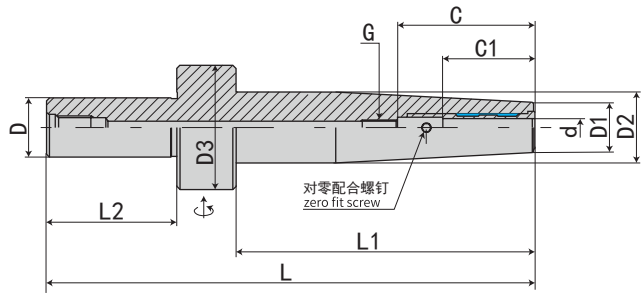
**·HSK100A-ZPHC 调零液压刀柄** HSK100A-ZPHC ZERO FIT HYDRAULIC TOOL HOLDER


型号 Model	L	L1	L2	L3	L4	D	D1	D2	D3	d	最大插入深度 C Max. insertion depth	最少插入深度 C1 Min insertion depth	G	重量 KGS
<b>HSK100A-ZPHC05- 95</b>	145	95	66	29	46	100	22	25	50	5	*	26	*	2.8
<b>-ZPHC06- 95</b>	145	95	66	29	46	100	23	26	50	6	41	31	M5*0.8P	2.8
<b>-ZPHC08- 95</b>	145	95	66	29	46	100	25	28	50	8	41	31	M6*1.0P	2.8
<b>-ZPHC10-100</b>	150	100	71	29	52	100	27	30	50	10	48	38	M8*1.0P	2.9
<b>-ZPHC12-105</b>	155	105	76	29	57	100	29	32	50	12	53	43	M10*1.0P	3
<b>-ZPHC16-110</b>	160	110	81	29	63	100	35	38	50	16	58	48	M12*1.0P	3.1
<b>-ZPHC20-110</b>	160	110	81	29	64	100	39	42	50	20	58	48	M16*1.0P	3.4
<b>-ZPHC25-120</b>	170	120	91	29	72	100	53	57	63	25	67	57	M16*1.0P	3.8
<b>-ZPHC32-120</b>	170	120	91	29	72	100	58	63	75	32	71	61	M16*1.0P	4.2

## 规格说明:

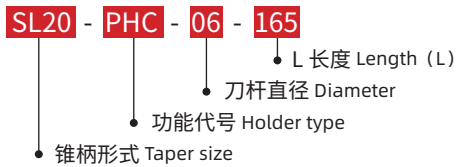


·SL-PHC 液压刀柄 SL-PHC HYDRAULIC TOOL HOLDER



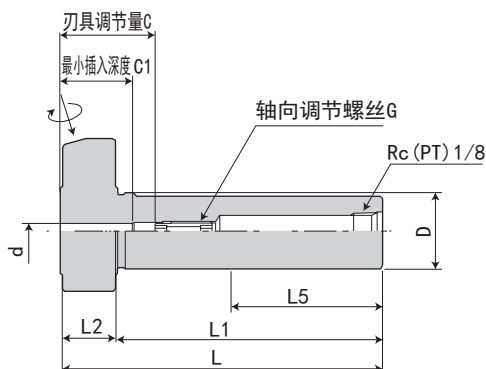
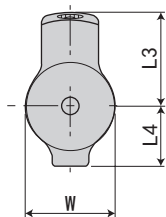
型号 Model	L	L1	L2	D	D1	D2	D3	d	最大插入深度 C Max. insertion depth	最少插入深度 C1 Min insertion depth	G	重量 KGS
SL20-PHC06-165	165	101	50	20	16	24	42	6	41	31	M5*0.8P	0.5
-PHC08-165	165	101	50	20	18	26	42	8	41	31	M6*1.0P	0.5
-PHC10-165	165	101	50	20	20	28	42	10	48	38	M8*1.0P	0.6
-PHC12-165	165	101	50	20	22	30	42	12	53	43	M10*1.0P	0.7
-PHC14-165	165	101	50	20	24	32	42	14	53	43	M10*1.0P	0.7
-PHC16-165	165	101	50	20	26	28	42	16	58	48	M12*1.0P	0.8
-PHC18-165	165	101	50	20	28	30	42	18	58	48	M12*1.0P	0.8
-PHC20-165	165	101	50	20	29	31.5	42	20	58	48	M16*1.0P	0.8
-PHC20-215	215	151	50	20	29	31.5	42	20	58	48	M16*1.0P	1.2

规格说明:



**·SL-HDC 走心机液压刀柄**

## SL-HDC SLIDING HEADSTOCK MACHINE HYDRAULIC TOOL HOLDER



型号 Model	L	L1	L2	L3	L4	W	D	d	最大插入深度 C Max. insertion depth	最少插入深度 C1 Min insertion depth	G	重量 KGS
<b>SL19.05-HDC 3-60*</b>	75	60	15	24.5	15.8	22	19.05	3	20-32	16		0.18
<b>-HDC3.175-60*</b>	75	60	15	24.5	15.8	22	19.05	3.175	20-32	16		0.18
<b>-HDC 4-60</b>	75	60	15	24.5	15.8	22	19.05	4	23-32	19		0.18
<b>-HDC 6-60</b>	75	60	15	24.5	15.8	22	19.05	6	31-48	25		0.18
<b>-HDC 8-60X</b>	75	60	15	25.5	15.8	22	19.05	8	65	31		0.17
<b>SL20-HDC 3-70*</b>	85	70	15	24.5	15.8	23	20	3	20-32	16		0.22
<b>-HDC 4-70</b>	85	70	15	24.5	15.8	23	20	4	23-32	19		0.22
<b>-HDC 6-70</b>	85	70	15	24.5	15.8	23	20	6	31-48	25		0.22
<b>-HDC 8-70X</b>	85	70	15	25.5	15.8	23	20	8	75	31		0.21
<b>SL22-HDC 3-70*</b>	85	70	15	24.5	15.8	25	22	3	20-32	16		0.26
<b>-HDC 4-70</b>	85	70	15	24.5	15.8	25	22	4	23-32	19		0.26
<b>-HDC 6-70X</b>	85	70	15	24.5	15.8	25	22	6	75	25		0.26
<b>-HDC 8-70X</b>	85	70	15	25.5	15.8	25	22	8	75	31		0.25
<b>-HDC10-70X</b>	85	70	15	27	16.8	25	22	10	70	33		0.24
<b>SL25-HDC 3-65*</b>	80	65	15	23	14	28	25	3	20-32	16		0.31
<b>-HDC 4-65</b>	80	65	15	23	14	28	25	4	23-32	19		0.31
<b>-HDC 6-65</b>	80	65	15	24.5	15	28	25	6	31-48	25		0.31
<b>-HDC 8-65X</b>	80	65	15	25.5	16	28	25	8	70	31		0.31
<b>-HDC10-65X</b>	80	65	15	27	17	28	25	10	65	33		0.29
<b>-HDC12-65X</b>	80	65	15	28	18	28	25	12	65	36		0.28
<b>SL25.4-HDC 3-80*</b>	95	80	15	23	14	28	25.4	3	20-32	16		0.37
<b>-HDC 4-80</b>	95	80	15	23	14	28	25.4	4	23-32	19		0.37
<b>-HDC 6-80</b>	95	80	15	24.5	15	28	25.4	6	31-48	25		0.37
<b>-HDC 8-80X</b>	95	80	15	25.5	16	28	25.4	8	85	31		0.37
<b>-HDC10-80X</b>	95	80	15	27	17	28	25.4	10	80	33		0.35
<b>-HDC12-80X</b>	95	80	15	28	18	28	25.4	12	80	36		0.33

规格说明:

**SL19.05 - HDC - 3 - 160**

- L1 长度 Length (L1)
- 刀杆直径 Diameter
- 功能代号 Holder type
- 锥柄形式 Taper size

·SL-HDC 走心机液压刀柄

SL-HDC SLIDING HEADSTOCK MACHINE HYDRAULIC TOOL HOLDER



FIG.1

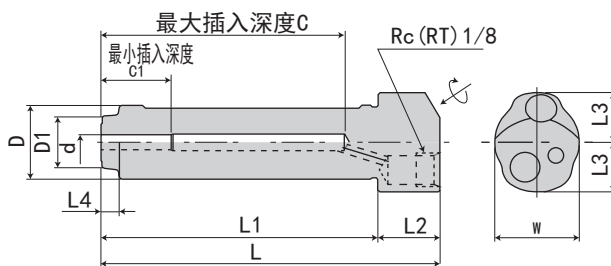
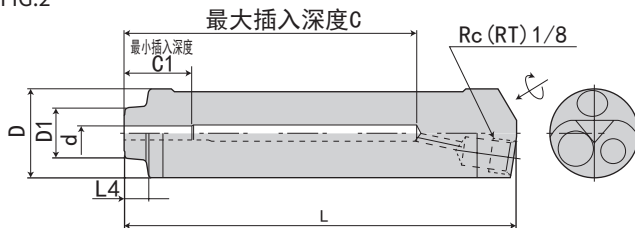
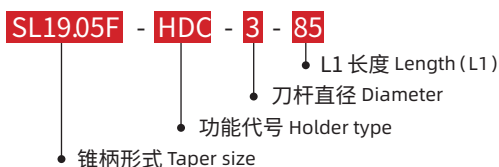


FIG.2



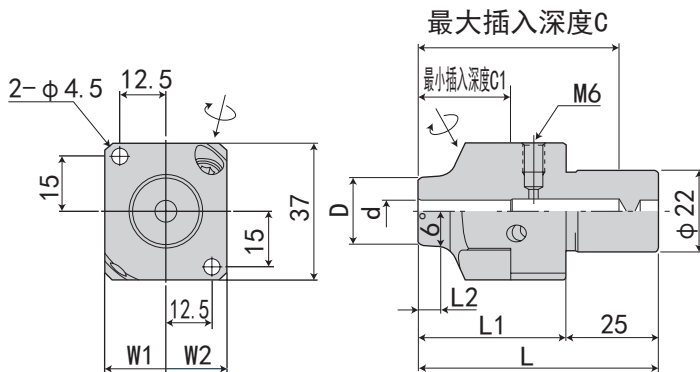
型号 Model	L	L1	L2	L3	L4	W	D	D1	d	最大插入深度 C Max. insertion depth	最少插入深度 C1 Min insertion depth	FIG	重量 KGS
SL19.05F-HDC3-85*	102	85	17	13.5	5	22	19.05	14	3	76	16	1	0.24
-HDC3.175-85*	102	85	17	13.5	5	22	19.05	14	3.175	76	16	1	0.24
-HDC4-85	102	85	17	13.5	5	22	19.05	14	4	76	19	1	0.24
-HDC6-80	97	80	17	13.5	-	22	19.05	-	6	71	25	1	0.22
-HDC8-80	97	80	17	13.5	-	22	19.05	-	8	71	31	1	0.21
SL20F-HDC3-75*	92	75	17	13.5	5	23	20	14	3	66	16	1	0.24
-HDC4-75	92	75	17	13.5	5	23	20	14	4	66	19	1	0.24
-HDC6-70	87	70	17	13.5	-	23	20	-	6	61	25	1	0.22
-HDC8-70	87	70	17	13.5	-	23	20	-	8	61	31	1	0.21
SL22F-HDC3-75*	92	75	17	13.5	5	25	22	14	3	66	16	1	0.28
-HDC4-75	92	75	17	13.5	5	25	22	14	4	66	19	1	0.28
-HDC6-70	87	70	17	13.5	-	25	22	-	6	61	25	1	0.26
-HDC8-70	87	70	17	13.5	-	25	22	-	8	61	31	1	0.25
-HDC10-70	87	70	17	13.5	-	25	22	-	10	61	33	1	0.22
SL25F-HDC3-110*	110	-	-	-	7	-	25	14	3	82	16	2	0.37
-HDC4-110	110	-	-	-	7	-	25	14	4	82	19	2	0.37
-HDC6-105	105	-	-	-	3	-	25	14	6	77	25	2	0.34
-HDC8-100	100	-	-	-	3	-	25	17	8	72	31	2	0.31
-HDC10-95	95	-	-	-	-	-	25	-	10	67	33	2	0.28
-HDC12-90	90	-	-	-	-	-	25	-	12	61	36	2	0.24
SL25.4F-HDC3-105*	105	-	-	-	7	-	25.4	14	3	77	16	2	0.36
-HDC4-105	105	-	-	-	7	-	25.4	14	4	77	19	2	0.36
-HDC6-100	100	-	-	-	3	-	25.4	14	6	72	25	2	0.34
-HDC8-95	95	-	-	-	3	-	25.4	17	8	67	31	2	0.3
-HDC10-90	90	-	-	-	-	-	25.4	-	10	62	33	2	0.27
-HDC12-85	85	-	-	-	-	-	25.4	-	12	56	36	2	0.24

规格说明:



·SL-HDC 走心机液压刀柄

SL-HDC SLIDING HEADSTOCK MACHINE HYDRAULIC TOOL HOLDER



型号 Model	L	L1	L2	W1	W2	D	d	最大插入深度 C Max. insertion depth	最少插入深度 C1 Min insertion depth	重量 KGS
SL22R-HDC3-40*	65	40	7	16.5	16.5	14	3	35	16	0.34
-HDC4-40	65	40	9	16.5	16.5	14	4	42	19	0.33
-HDC6-40	65	40	5	16.5	16.5	18	6	55	25	0.36
-HDC8-40	65	40	6	16.5	17.5	20	8	54	31	0.36
-HDC10-40	65	40	6	16.5	17.5	22	10	54	33	0.35

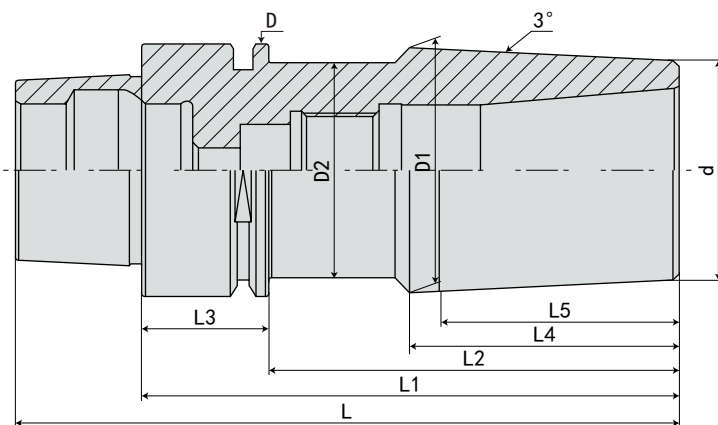
规格说明:

SL22 - HDC - 3 - 40

- L1 长度 Length (L1)
- 刀杆直径 Bore diameter
- 功能代号 Holder type
- 锥柄形式 Taper size

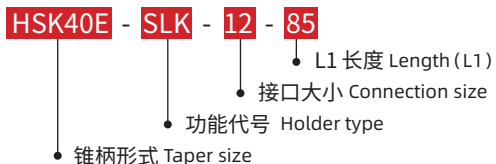
·HSK40E-SLK 热缩基础柄

HSK40E-SLK SEMI-FINISHED SHRINK FIT CHUCK



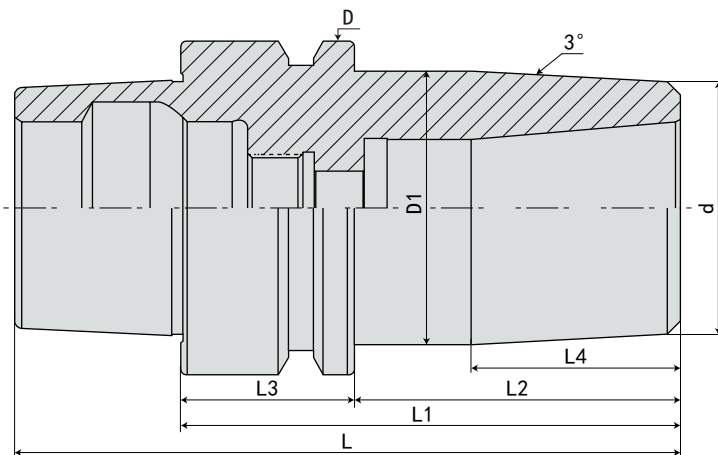
规格 Model	L	L1	L2	L3	L4	L5	D	D1	D2	d	重量 KGS
HSK40E-SLK12-85	105	85	65	20	43	38	40	38	34	34	0.6

规格说明:



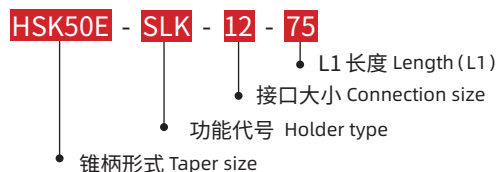
·HSK50E-SLK 热缩基础柄

HSK50E-SLK SEMI-FINISHED SHRINK FIT CHUCK



规格 Model	L	L1	L2	L3	L4	D	D1	d	重量 KGS
HSK50E-SLK12- 75	100	75	49	26	31.5	50	41	38	0.8
-120	145	120	94	26	31.5	50	41	38	1.3

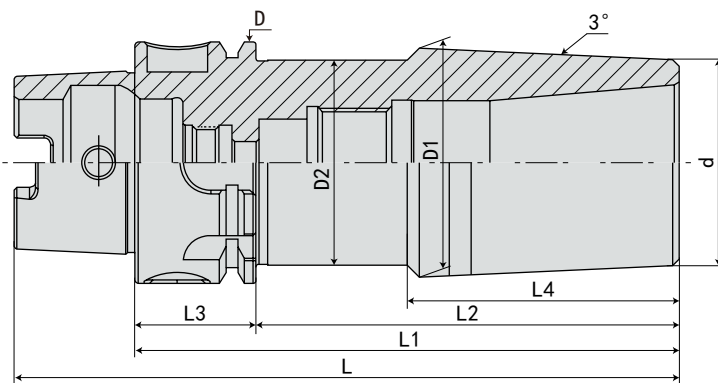
规格说明:





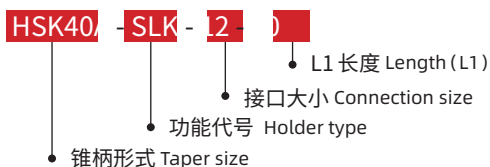
·HSK40A-SLK 热缩基础柄

HSK40A-SLK SEMI-FINISHED SHRINK FIT CHUCK



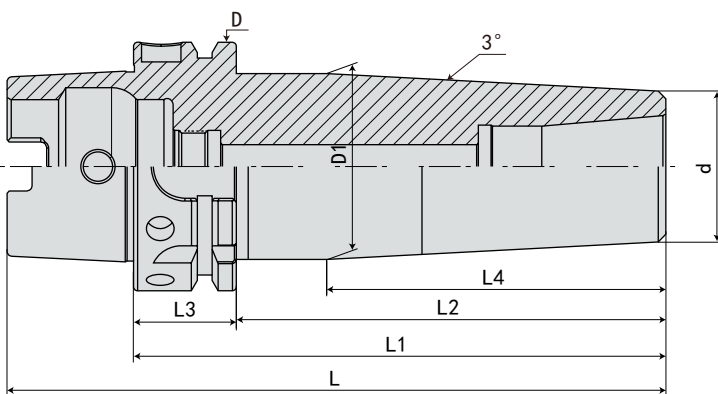
规格 Model	L	L1	L2	L3	L4	D	D1	D2	d	重量 KGS
HSK40A-SLK12- 90	110	90	70	20	45	40	38	34	34	

规格说明:



·HSK50A-SLK 热缩基础柄

HSK50A-SLK SEMI-FINISHED SHRINK FIT CHUCK



规格 Model	L	L1	L2	L3	L4	D	D1	d	重量 KGS
HSK50A-SLK12- 75	100	75	49	26	31.5	50	41	38	0.8
-120	145	120	94	26	31.5	50	41	38	1.3

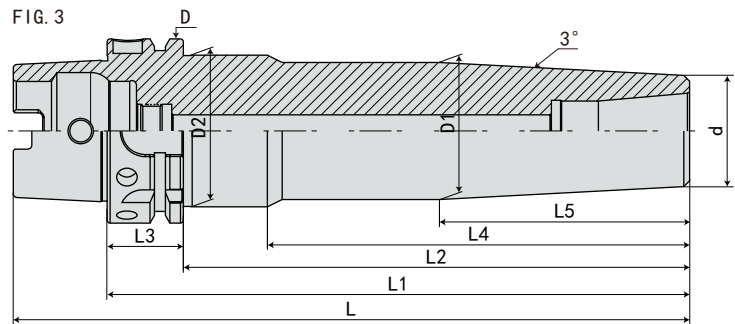
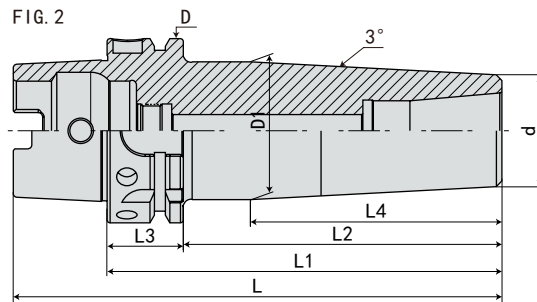
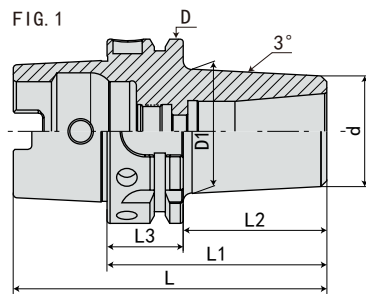
规格说明:



·HSK63A-SLK 热缩基础柄

HSK63A-SLK SEMI-FINISHED SHRINK FIT CHUCK

B  
HSK 刀柄系列  
HSK SHANK SYSTEMS



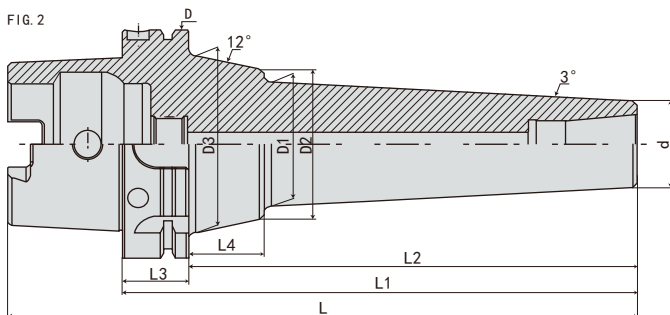
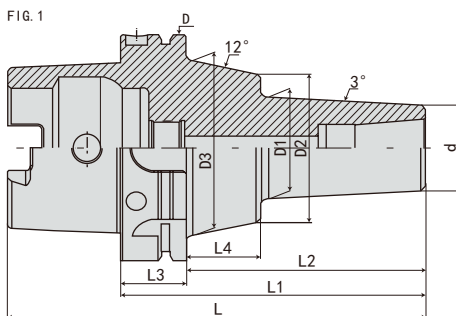
规格 Model	L	L1	L2	L3	L4	L5	D	D1	D2	d	FIG	重量 KGS
HSK63A-SLK12- 75	107	75	49	26	-	-	63	42.5	-	38	1	1.2
-135	167	135	109	26	86	-	63	47	-	38	2	2
-165	197	165	139	26	86	-	63	47	-	38	2	2.4
-200	232	200	174	26	145	86	63	47	52	38	3	2.9
-225	257	225	199	26	145	86	63	47	52	38	3	3.2
-255	287	255	229	26	175	86	63	47	52	38	3	3.8
-285	317	285	259	26	205	86	63	47	52	38	3	4.5
-315	347	315	289	26	235	86	63	47	52	38	3	4.5

规格说明:



# ·HSK100A-SLK 热缩基础柄

## HSK100A-SLK SEMI-FINISHED SHRINK FIT CHUCK

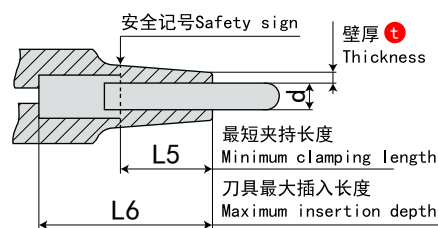
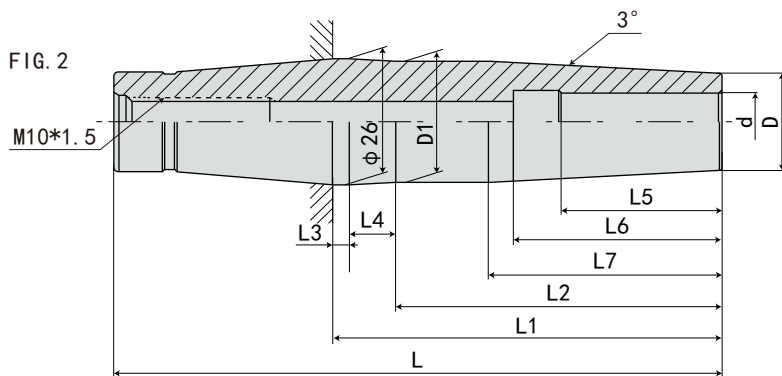

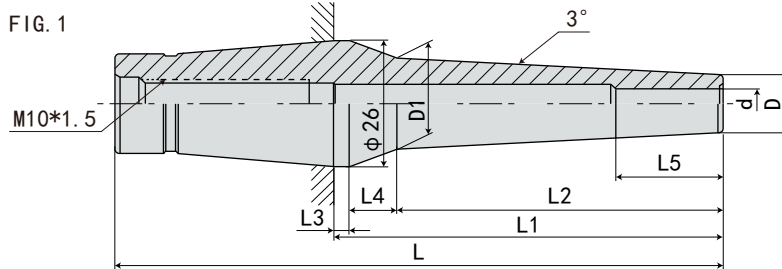


规格 Model	L	L1	L2	L3	L4	D	D1	D2	D3	d	FIG	重量 KGS
<b>HSK100A-SLK12-105</b>	155	105	76	29	33	100	42	65	78	38	1	3.8
<b>-135</b>	185	135	106	29	33	100	45	65	78	38	1	4.2
<b>-165</b>	215	165	136	29	33	100	48	65	78	38	2	
<b>-225</b>	275	225	196	29	33	100	55	65	78	38	2	5.4
<b>-265</b>	315	265	236	29	33	100	59	65	78	38	2	6.5
<b>-315</b>	365	315	286	29	33	100	65	65	78	38	2	

### 规格说明:



·CR 热缩延长杆 (标准款) CR HEAT SHRINKABLE EXTENSION ROD (STANDARD)



规格 Model	L	L1	L2	L3	L4	L5	L6	L7	D	D1	d	t	FIG	重量 KGS
CR12- 3- 35	80	35	22	3.5	9.5	12	-	-	7.5	9.9	3	2.25	1	0.2
- 55	100	55	42	3.5	9.5	12	-	-	7.5	12	3	2.25	1	0.2
- 80	125	80	67	3.5	9.5	12	-	-	7.5	14.6	3	2.25	1	0.2
- 4- 35	80	35	22	3.5	9.5	16	-	-	10	12.4	4	3	1	0.2
- 55	100	55	42	3.5	9.5	16	-	-	10	14.5	4	3	1	0.2
- 80	125	80	67	3.5	9.5	16	-	-	10	17.1	4	3	1	0.2
-110	155	110	97	3.5	9.5	16	-	-	10	20.2	4	3	1	0.25
- 5- 35	80	35	22	3.5	9.5	18	-	-	11	13.3	5	3	1	0.2
- 55	100	55	42	3.5	9.5	18	-	-	11	15.4	5	3	1	0.2
- 80	125	80	67	3.5	9.5	18	-	-	11	18.1	5	3	1	0.2
-110	155	110	97	3.5	9.5	18	-	-	11	21.2	5	3	1	0.25
- 6- 35	80	35	22	3.5	9.5	23	-	-	12	14.4	6	3	1	0.2
- 55	100	55	42	3.5	9.5	23	-	-	12	16.5	6	3	1	0.2
- 80	125	80	67	3.5	9.5	23	-	-	12	19.1	6	3	1	0.2
-110	155	110	97	3.5	9.5	23	-	-	12	22.2	6	3	1	0.25
- 8- 35	80	35	22	3.5	9.5	27	-	-	14	16.4	8	3	1	0.2
- 55	100	55	42	3.5	9.5	27	-	-	14	18.5	8	3	1	0.2
- 80	125	80	67	3.5	9.5	27	-	-	14	21.1	8	3	1	0.3
-110	155	110	97	3.5	9.5	27	-	-	14	24.2	8	3	1	0.35
-10- 35	80	35	22	3.5	9.5	32	42	-	16	18.4	10	3	1	0.2
- 55	100	55	42	3.5	9.5	32	42	-	16	20.5	10	3	1	0.2
- 80	125	80	67	3.5	9.5	32	42	-	16	23.1	10	3	1	0.3
-110	155	110	97	3.5	9.5	32	42	86	16	25.1	10	3	2	0.35
-12- 35	80	35	22	3.5	9.5	37	48	-	20	22.4	12	4	1	0.2
- 55	100	55	42	3.5	9.5	37	48	-	20	24.5	12	4	1	0.2
- 80	125	80	67	3.5	9.5	37	48	48	20	25.5	12	4	2	0.3
-110	155	110	97	3.5	9.5	37	48	48	20	25.1	12	4	2	0.35

·CS 热缩延长杆 (薄壁款)

HEAT SHRINKABLE EXTENSION ROD (THIN WALL STYLE)

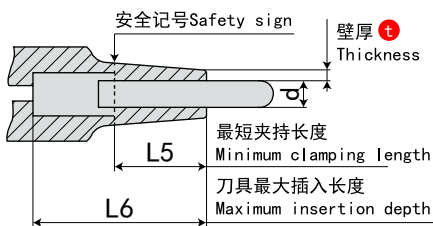


FIG. 1

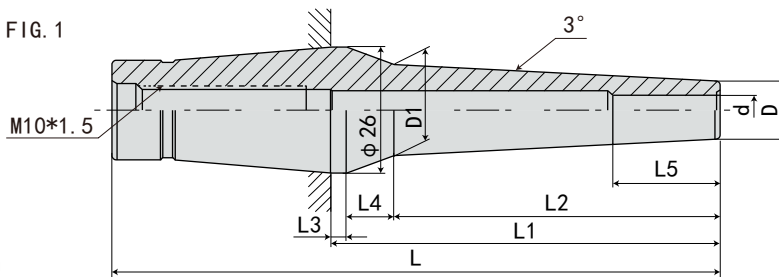
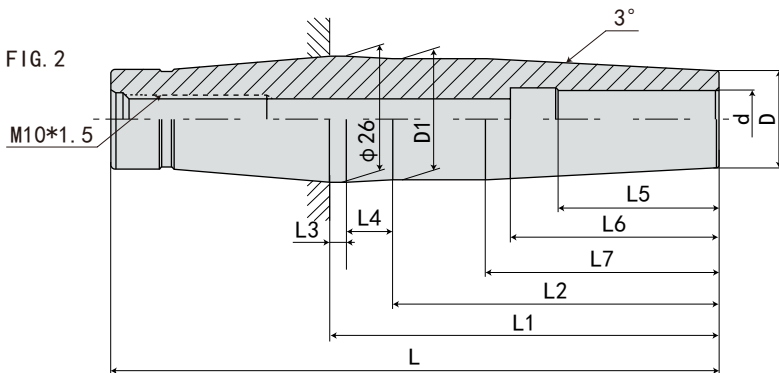
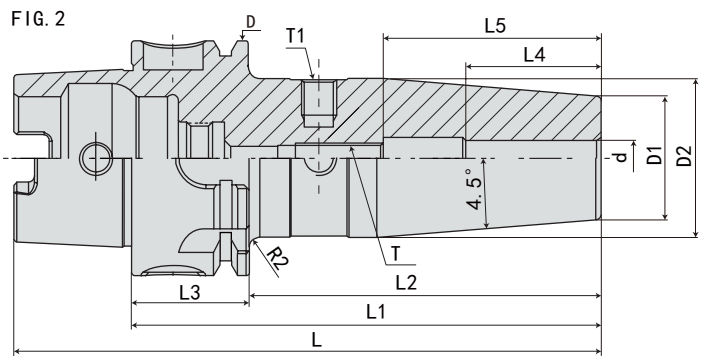
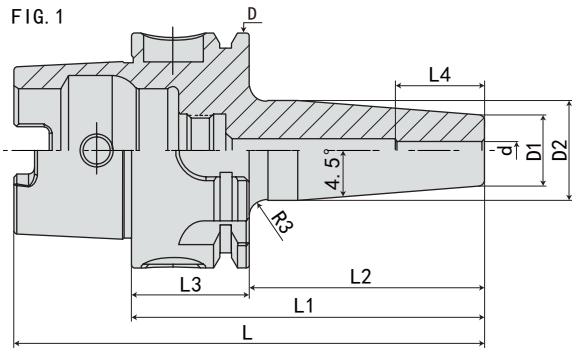


FIG. 2



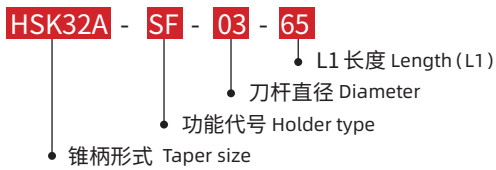
规格 Model	L	L1	L2	L3	L4	L5	L6	L7	D	D1	d	t	FIG	重量 KGS
CS12- 3- 35	80	35	22	3.5	9.5	12	-	-	6	8.4	3	1.5	1	0.2
- 55	100	55	42	3.5	9.5	12	-	-	6	10.5	3	1.5	1	0.2
- 80	125	80	67	3.5	9.5	12	-	-	6	13.1	3	1.5	1	0.2
-110	155	110	97	3.5	9.5	12	-	-	6	16.2	3	1.5	1	0.25
- 4- 35	80	35	22	3.5	9.5	16	-	-	7	9.4	4	1.5	1	0.2
- 55	100	55	42	3.5	9.5	16	-	-	7	11.5	4	1.5	1	0.2
- 80	125	80	67	3.5	9.5	16	-	-	7	14.1	4	1.5	1	0.2
-110	155	110	97	3.5	9.5	16	-	-	7	17.2	4	1.5	1	0.25
- 5- 35	80	35	22	3.5	9.5	18	-	-	8	10.4	5	1.5	1	0.2
- 55	100	55	42	3.5	9.5	18	-	-	8	12.5	5	1.5	1	0.2
- 80	125	80	67	3.5	9.5	18	-	-	8	15.1	5	1.5	1	0.2
-110	155	110	97	3.5	9.5	18	-	-	8	18.2	5	1.5	1	0.25
- 6- 35	80	35	22	3.5	9.5	23	-	-	9	11.4	6	1.5	1	0.2
- 55	100	55	42	3.5	9.5	23	-	-	9	13.5	6	1.5	1	0.2
- 80	125	80	67	3.5	9.5	23	-	-	9	16.1	6	1.5	1	0.2
-110	155	110	97	3.5	9.5	23	-	-	9	19.2	6	1.5	1	0.25
- 7- 35	80	35	22	3.5	9.5	25	-	-	10	12.4	7	1.5	1	0.2
- 55	100	55	42	3.5	9.5	25	-	-	10	14.5	7	1.5	1	0.2
- 80	125	80	67	3.5	9.5	25	-	-	10	17.1	7	1.5	1	0.2
-110	155	110	97	3.5	9.5	25	-	-	10	20.2	7	1.5	1	0.25
- 8- 35	80	35	22	3.5	9.5	27	-	-	11	13.4	8	1.5	1	0.2
- 55	100	55	42	3.5	9.5	27	-	-	11	15.5	8	1.5	1	0.2
- 80	125	80	67	3.5	9.5	27	-	-	11	18.1	8	1.5	1	0.2
-110	155	110	97	3.5	9.5	27	-	-	11	21.2	8	1.5	1	0.25
- 9- 35	80	35	22	3.5	9.5	29	42	-	12	14.4	9	1.5	1	0.2
- 55	100	55	42	3.5	9.5	29	42	-	12	16.5	9	1.5	1	0.2
- 80	125	80	67	3.5	9.5	29	42	-	12	19.1	9	1.5	1	0.2
-110	155	110	97	3.5	9.5	29	42	-	12	22.2	9	1.5	1	0.25
-10- 35	80	35	22	3.5	9.5	32	42	-	13	15.4	10	1.5	1	0.2
- 55	100	55	42	3.5	9.5	32	42	-	13	17.5	10	1.5	1	0.2
- 80	125	80	67	3.5	9.5	32	42	-	13	20.1	10	1.5	1	0.2
-110	155	110	97	3.5	9.5	32	42	-	13	23.2	10	1.5	1	0.25
-11- 35	80	35	22	3.5	9.5	34	44	-	14	16.4	11	1.5	1	0.2
- 55	100	55	42	3.5	9.5	34	44	-	14	18.5	11	1.5	1	0.2
- 80	125	80	67	3.5	9.5	34	44	-	14	21.1	11	1.5	1	0.2
-110	155	110	97	3.5	9.5	34	44	-	14	24.2	11	1.5	1	0.25
-12- 35	80	35	22	3.5	9.5	37	48	-	15	17.4	12	1.5	1	0.2
- 55	100	55	42	3.5	9.5	37	48	-	15	19.5	12	1.5	1	0.2
- 80	125	80	67	3.5	9.5	37	48	-	15	22.1	12	1.5	1	0.2
-110	155	110	97	3.5	9.5	37	48	95	15	25	12	1.5	2	0.25

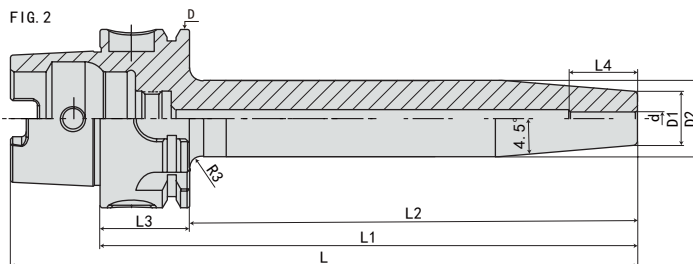
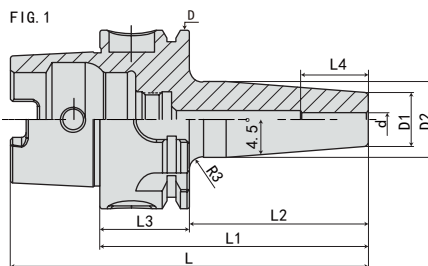
·HSK32A-SF 热缩刀柄 (4.5 度标准型) HSK32A-SF SHRINK FIT TOOL HOLDER (4.5° STANDARD VERSION)



规格 Model	L	L1	L2	L3	L4	L5	D	D1	D2	d	T	T1	FIG	重量 KGS
HSK32A-SF03-65	81	65	45	20	12	-	32	15	20	3	-	-	1	0.2
-SF04-65	81	65	45	20	16	-	32	15	20	4	-	-	1	0.2
-SF05-65	81	65	45	20	18	-	32	15	20	5	-	-	1	0.2
-SF06-75	91	75	55	20	26	36	32	21	26	6	M5*0.8P	M6*1.0P	2	0.3
-SF08-75	91	75	55	20	26	36	32	21	26	8	M6*1.0P	M6*1.0P	2	0.3
-SF10-75	91	75	55	20	32	42	32	24	29	10	M8*1.0P	M6*1.0P	2	0.4
-SF12-80	96	80	60	20	37	47	32	24	29	12	M10*1.0P	M6*1.0P	2	0.4

规格说明:



**·HSK40A-SF 热缩刀柄 (4.5 度标准型)** HSK40A-SF SHRINK FIT TOOL HOLDER (4.5° STANDARD VERSION)


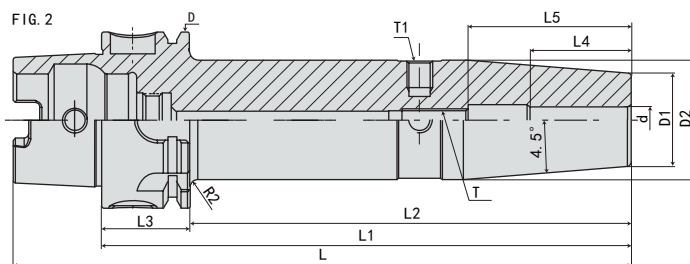
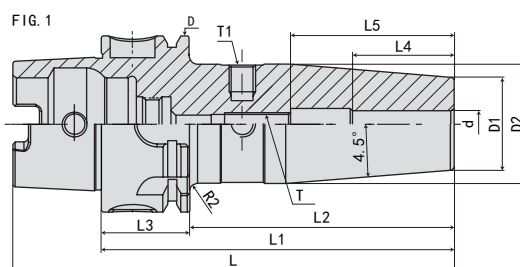
规格 Model	L	L1	L2	L3	L4	D	D1	D2	d	R	FIG	重量 KGS
<b>HSK40A-SF03- 60</b>	80	60	40	20	12	40	12	17	3	5	1	0.3
-120	140	120	100	20	12	40	12	20	3	5	2	0.4
-160	180	160	140	20	12	40	12	20	3	5	2	0.5
<b>-SF04- 60</b>	80	60	40	20	16	40	12	17	4	5	1	0.3
-120	140	120	100	20	16	40	15	22	4	5	2	0.4
-160	180	160	140	20	16	40	15	22	4	5	2	0.5
<b>-SF05- 60</b>	80	60	40	20	18	40	12	17	5	5	1	0.3
-120	140	120	100	20	18	40	15	22	5	5	2	0.4
-160	180	160	140	20	18	40	15	22	5	5	2	0.5

规格说明:

**HSK40A** - **SF** - **03** - **60**  
 • 锥柄形式 Taper size  
 • 功能代号 Holder type  
 • 刀杆直径 Diameter  
 • L1 长度 Length (L1)

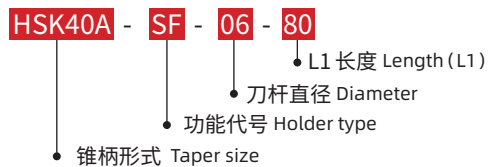
·HSK40A-SF 热缩刀柄 (4.5 度标准型)

HSK40A-SF SHRINK FIT TOOL HOLDER (4.5° STANDARD VERSION)



规格 Model	L	L1	L2	L3	L4	L5	D	D1	D2	d	T	T1	FIG	重量 KGS
<b>HSK40A-SF06- 80</b>	100	80	60	20	26	36	40	21	27	6	M5*0.8P	M6*1.0P	1	0.4
-120	140	120	100	20	26	36	40	21	27	6	M5*0.8P	M6*1.0P	2	0.6
-160	180	160	140	20	26	36	40	21	27	6	M5*0.8P	M6*1.0P	2	0.7
<b>-SF08- 80</b>	100	80	60	20	26	36	40	21	27	8	M6*1.0P	M6*1.0P	1	0.4
-120	140	120	100	20	26	36	40	21	27	8	M6*1.0P	M6*1.0P	2	0.6
-160	180	160	140	20	26	36	40	21	27	8	M6*1.0P	M6*1.0P	2	0.7
<b>-SF10- 80</b>	100	80	60	20	32	42	40	24	32	10	M8*1.0P	M6*1.0P	1	0.5
-120	140	120	100	20	32	42	40	24	32	10	M8*1.0P	M6*1.0P	2	0.7
-160	180	160	140	20	32	42	40	24	32	10	M8*1.0P	M6*1.0P	2	0.8
<b>-SF12- 90</b>	110	90	70	20	37	47	40	24	32	12	M10*1.0P	M6*1.0P	1	0.5
-120	140	120	100	20	37	47	40	24	32	12	M10*1.0P	M6*1.0P	2	0.7
-160	180	160	140	20	37	47	40	24	32	12	M10*1.0P	M6*1.0P	2	0.8
<b>-SF14- 90</b>	110	90	70	20	37	47	40	27	34	14	M10*1.0P	M6*1.0P	1	0.6
-120	140	120	100	20	37	47	40	27	34	14	M10*1.0P	M6*1.0P	2	0.8
-160	180	160	140	20	37	47	40	27	34	14	M10*1.0P	M6*1.0P	2	0.9
<b>-SF16- 90</b>	110	90	70	20	40	50	40	27	34	16	M12*1.0P	M6*1.0P	1	0.5
-120	140	120	100	20	40	50	40	27	34	16	M12*1.0P	M6*1.0P	2	0.7
-160	180	160	140	20	40	50	40	27	34	16	M12*1.0P	M6*1.0P	2	0.8

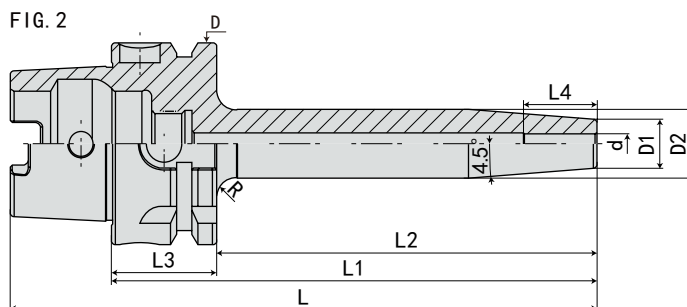
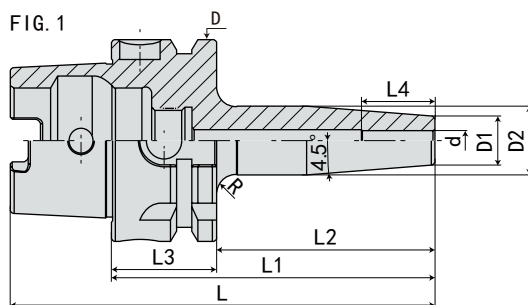
规格说明:





**·HSK50A-SF 热缩刀柄 (4.5 度标准型)**

HSK50A-SF SHRINK FIT TOOL HOLDER (4.5° STANDARD VERSION)



规格 Model	L	L1	L2	L3	L4	D	D1	D2	d	R	FIG	重量 KGS
<b>HSK50A-SF03- 80</b>	105	80	54	26	12	50	12	17	3	5	1	0.4
-120	145	120	94	26	12	50	12	20	3	5	2	0.5
-160	185	160	134	26	12	50	12	20	3	5	2	0.6
<b>-SF04- 80</b>	105	80	54	26	16	50	12	17	4	5	1	0.5
-120	145	120	94	26	16	50	15	22	4	5	2	0.6
-160	185	160	134	26	16	50	15	22	4	5	2	0.7
<b>-SF05- 80</b>	105	80	54	26	18	50	12	17	5	5	1	0.5
-120	145	120	94	26	18	50	15	22	5	5	2	0.6
-160	185	160	134	26	18	50	15	22	5	5	2	0.7

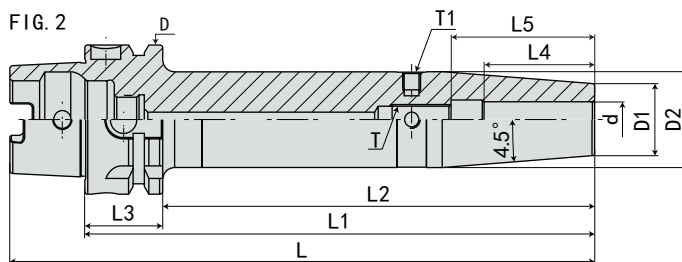
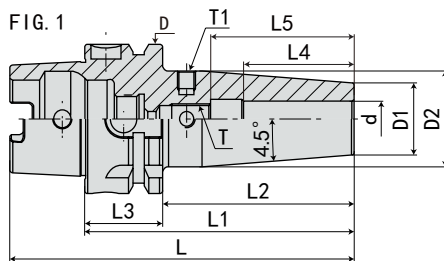
## 规格说明:

**HSK50A - SF - 03 - 80**

- HSK50A 锥柄形式 Taper size
- SF 功能代号 Holder type
- 03 刀杆直径 Diameter
- 80 L1 长度 Length (L1)

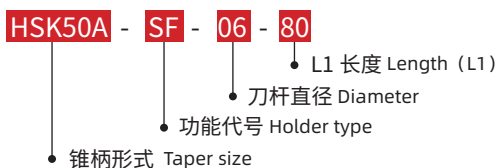
·HSK50A-SF 热缩刀柄 (4.5 度标准型)

HSK50A-SF SHRINK FIT TOOL HOLDER (4.5° STANDARD VERSION)



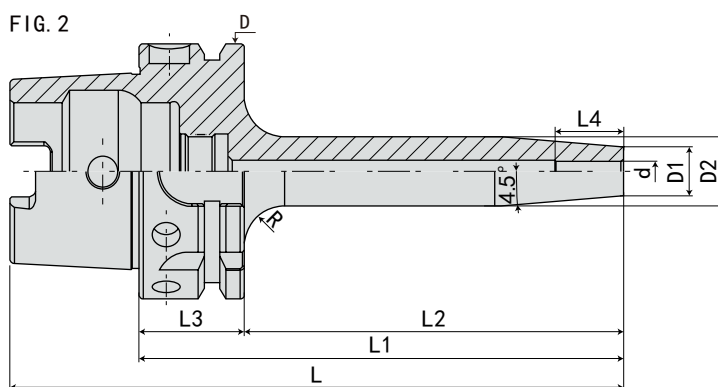
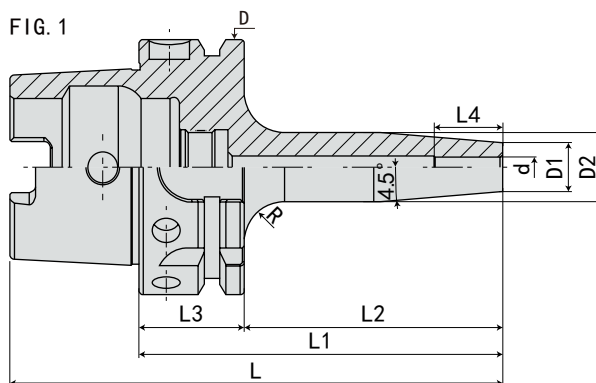
规格 Model	L	L1	L2	L3	L4	L5	D	D1	D2	d	T	T1	FIG	重量 KGS
HSK50A-SF06- 80	105	80	54	26	26	36	50	21	27	6	M5*0.8P	M6*1.0P	1	0.7
-120	145	120	94	26	26	36	50	21	27	6	M5*0.8P	M6*1.0P	2	0.8
-160	185	160	134	26	26	36	50	21	27	6	M5*0.8P	M6*1.0P	2	0.9
-SF08- 80	105	80	54	26	26	36	50	21	27	8	M6*1.0P	M6*1.0P	1	0.6
-120	145	120	94	26	26	36	50	21	27	8	M6*1.0P	M6*1.0P	2	0.8
-160	185	160	134	26	26	36	50	21	27	8	M6*1.0P	M6*1.0P	2	0.9
-SF10- 85	110	85	59	26	32	42	50	24	32	10	M8*1.0P	M6*1.0P	1	0.7
-120	145	120	94	26	32	42	50	24	32	10	M8*1.0P	M6*1.0P	2	0.8
-160	185	160	134	26	32	42	50	24	32	10	M8*1.0P	M6*1.0P	2	0.9
-SF12- 90	115	90	64	26	37	47	50	24	32	12	M10*1.0P	M6*1.0P	1	0.7
-120	145	120	94	26	37	47	50	24	32	12	M10*1.0P	M6*1.0P	2	0.8
-160	185	160	134	26	37	47	50	24	32	12	M10*1.0P	M6*1.0P	2	0.9
-SF14- 90	115	90	64	26	37	47	50	27	34	14	M10*1.0P	M6*1.0P	1	0.7
-120	145	120	94	26	37	47	50	27	34	14	M10*1.0P	M6*1.0P	2	0.8
-160	185	160	134	26	37	47	50	27	34	14	M10*1.0P	M6*1.0P	2	0.9
-SF16- 95	120	95	69	26	40	50	50	27	34	16	M12*1.0P	M6*1.0P	1	0.7
-120	145	120	94	26	40	50	50	27	34	16	M12*1.0P	M6*1.0P	2	0.8
-160	185	160	134	26	40	50	50	27	34	16	M12*1.0P	M6*1.0P	2	0.9
-200	185	160	134	26	40	50	50	27	34	16	M12*1.0P	M6*1.0P	2	0.9
-SF18- 95	120	95	69	26	40	50	50	33	42	18	M12*1.0P	M6*1.0P	1	0.9
-120	145	120	94	26	40	50	50	33	42	18	M12*1.0P	M6*1.0P	2	1
-160	185	160	134	26	40	50	50	33	42	18	M12*1.0P	M6*1.0P	2	1.1
-200	185	160	134	26	40	50	50	33	42	18	M12*1.0P	M6*1.0P	2	1.1
-SF20-100	125	100	74	26	42	52	50	33	42	20	M16*1.0P	M6*1.0P	1	0.9
-120	145	120	94	26	42	52	50	33	42	20	M16*1.0P	M6*1.0P	2	1
-160	185	160	134	26	42	52	50	33	42	20	M16*1.0P	M6*1.0P	2	1.1

规格说明:



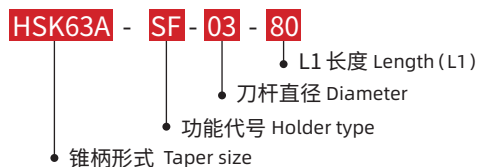
**·HSK63A-SF 热缩刀柄 (4.5 度标准型)**

HSK63A-SF SHRINK FIT TOOL HOLDER (4.5° STANDARD VERSION)



规格 Model	L	L1	L2	L3	L4	D	D1	D2	d	R	FIG	重量 KGS
<b>HSK63A-SF03- 80</b>	112	80	54	26	12	63	12	17	3	5	1	0.7
-120	152	120	94	26	12	63	12	20	3	5	2	1.1
-160	192	160	134	26	12	63	12	20	3	5	2	1.3
<b>-SF04- 80</b>	112	80	54	26	16	63	12	17	4	5	1	0.7
-120	152	120	94	26	16	63	15	22	4	5	2	1.1
-160	192	160	134	26	16	63	15	22	4	5	2	1.3
<b>-SF05- 80</b>	112	80	54	26	18	63	12	17	5	5	1	0.7
-120	152	120	94	26	18	63	15	22	5	5	2	1.1
-160	192	160	134	26	18	63	15	22	5	5	2	1.3

规格说明:

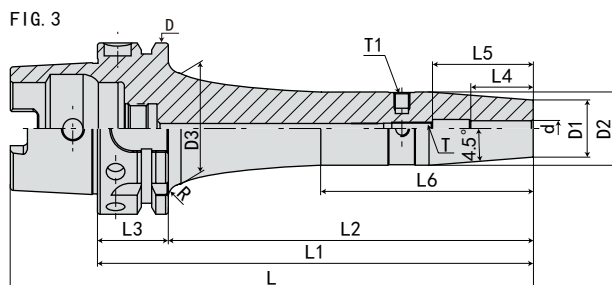
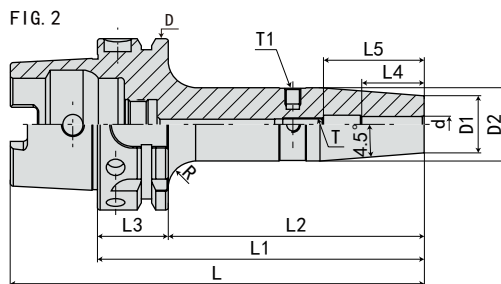
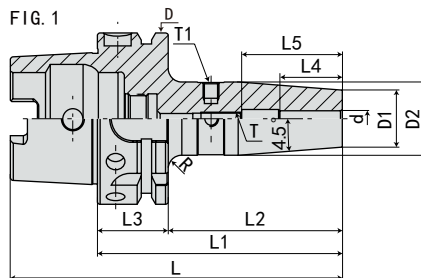


B

 HSK SHANK SYSTEMS  
 HSK 刀柄系列

·HSK63A-SF 热缩刀柄 (4.5 度标准型)

HSK63A-SF SHRINK FIT TOOL HOLDER (4.5° STANDARD VERSION)



规格 Model	L	L1	L2	L3	L4	L5	L6	D	D1	D2	D3	d	T	T1	FIG	重量 KGS
<b>HSK63A-SF06- 80</b>	112	80	54	26	26	36	-	63	21	27	-	6	M5*0.8P	M6*1.0P	1	0.8
-120	152	120	94	26	26	36	-	63	21	27	-	6	M5*0.8P	M6*1.0P	2	1.1
-160	192	160	134	26	26	36	78	63	21	27	41	6	M5*0.8P	M6*1.0P	3	1.4
-200	232	200	174	26	26	36	118	63	21	27	41	6	M5*0.8P	M6*1.0P	3	1.8
-250	282	250	224	26	26	36	168	63	21	27	41	6	M5*0.8P	M6*1.0P	3	2.2
<b>-SF08- 80</b>	112	80	54	26	26	36	-	63	21	27	-	8	M6*1.0P	M6*1.0P	1	0.8
-120	152	120	94	26	26	36	-	63	21	27	-	8	M6*1.0P	M6*1.0P	2	1.1
-160	192	160	134	26	26	36	78	63	21	27	41	8	M6*1.0P	M6*1.0P	3	1.4
-200	232	200	174	26	26	36	118	63	21	27	41	8	M6*1.0P	M6*1.0P	3	1.8
-250	282	250	224	26	26	36	168	63	21	27	41	8	M6*1.0P	M6*1.0P	3	2.2
<b>-SF10- 85</b>	117	85	59	26	32	42	-	63	24	32	-	10	M8*1.0P	M6*1.0P	1	0.9
-120	152	120	94	26	32	42	-	63	24	32	-	10	M8*1.0P	M6*1.0P	2	1.2
-160	192	160	134	26	32	42	78	63	24	32	40	10	M8*1.0P	M6*1.0P	3	1.5
-200	232	200	174	26	32	42	118	63	24	32	40	10	M8*1.0P	M6*1.0P	3	1.9
-250	282	250	224	26	32	42	168	63	24	32	40	10	M8*1.0P	M6*1.0P	3	2.3
<b>-SF12- 90</b>	122	90	64	26	37	47	-	63	24	32	-	12	M10*1.0P	M6*1.0P	1	0.9
-120	152	120	94	26	37	47	-	63	24	32	-	12	M10*1.0P	M6*1.0P	2	1.2
-160	192	160	134	26	37	47	78	63	24	32	40	12	M10*1.0P	M6*1.0P	3	1.5
-200	232	200	174	26	37	47	118	63	24	32	40	12	M10*1.0P	M6*1.0P	3	1.9
-250	282	250	224	26	37	47	168	63	24	32	40	12	M10*1.0P	M6*1.0P	3	2.3
<b>-SF14- 90</b>	122	90	64	26	37	47	-	63	27	34	-	14	M10*1.0P	M6*1.0P	1	0.9
-120	152	120	94	26	37	47	-	63	27	34	-	14	M10*1.0P	M6*1.0P	2	1.2
-160	192	160	134	26	37	47	78	63	27	34	42	14	M10*1.0P	M6*1.0P	3	1.5
-200	232	200	174	26	37	47	118	63	27	34	42	14	M10*1.0P	M6*1.0P	3	1.9
-250	282	250	224	26	37	47	168	63	27	34	42	14	M10*1.0P	M6*1.0P	3	2.3

规格说明:

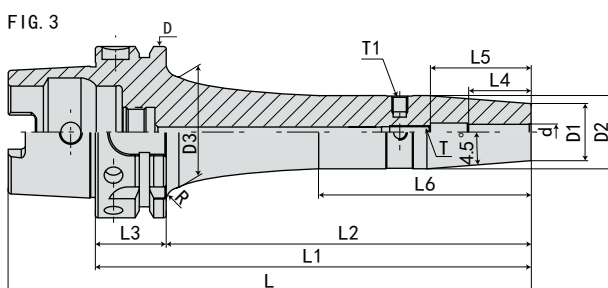
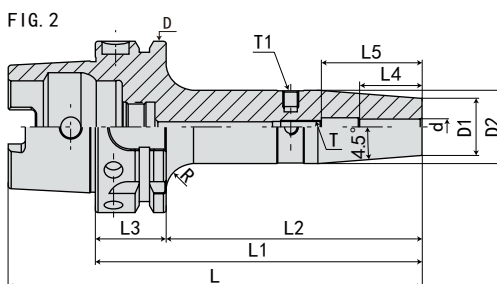
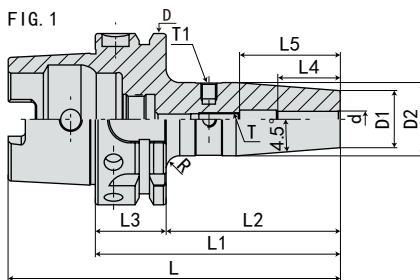
HSK63A - SF - 06 - 80

- L1 长度 Length(L1)
- 刀杆直径 Diameter
- 功能代号 Holder type
- 锥柄形式 Taper size



**·HSK63A-SF 热缩刀柄 (4.5 度标准型)**

HSK63A-SF SHRINK FIT TOOL HOLDER (4.5° STANDARD VERSION)



规格 Model	L	L1	L2	L3	L4	L5	L6	D	D1	D2	D3	d	T	T1	FIG	重量 KGS
<b>HSK63A-SF16- 95</b>	127	95	69	26	40	50	-	63	27	34	-	16	M12*1.0P	M6*1.0P	1	0.9
-120	152	120	94	26	40	50	-	63	27	34	-	16	M12*1.0P	M6*1.0P	2	1.2
-160	192	160	134	26	40	50	78	63	27	34	42	16	M12*1.0P	M6*1.0P	3	1.5
-200	232	200	174	26	40	50	118	63	27	34	42	16	M12*1.0P	M6*1.0P	3	1.9
-250	282	250	224	26	40	50	168	63	27	34	42	16	M12*1.0P	M6*1.0P	3	2.3
<b>-SF18- 95</b>	127	95	69	26	40	50	-	63	33	42	-	18	M12*1.0P	M6*1.0P	1	1.1
-120	152	120	94	26	40	50	-	63	33	42	-	18	M12*1.0P	M6*1.0P	2	1.3
-160	192	160	134	26	40	50	-	63	33	42	-	18	M12*1.0P	M6*1.0P	2	1.6
-200	232	200	174	26	40	50	-	63	33	42	-	18	M12*1.0P	M6*1.0P	2	2.1
-250	282	250	224	26	40	50	-	63	33	42	-	18	M12*1.0P	M6*1.0P	2	2.6
<b>-SF20-100</b>	132	100	74	26	42	52	-	63	33	42	-	20	M16*1.0P	M6*1.0P	1	1.1
-120	152	120	94	26	42	52	-	63	33	42	-	20	M16*1.0P	M6*1.0P	2	1.3
-160	192	160	134	26	42	52	-	63	33	42	-	20	M16*1.0P	M6*1.0P	2	1.6
-200	232	200	174	26	42	52	-	63	33	42	-	20	M16*1.0P	M6*1.0P	2	2.1
-250	282	250	224	26	42	52	-	63	33	42	-	20	M16*1.0P	M6*1.0P	2	2.6
<b>-SF25-115</b>	147	115	89	26	48	58	-	63	44	53	-	25	M16*1.0P	M6*1.0P	1	1.9
-130	162	130	104	26	48	58	-	63	44	53	-	25	M16*1.0P	M6*1.0P	2	2.1
-160	192	160	134	26	48	58	-	63	44	53	-	25	M16*1.0P	M6*1.0P	2	2.2
-200	232	200	174	26	48	58	-	63	44	53	-	25	M16*1.0P	M6*1.0P	2	2.6
-250	282	250	224	26	48	58	-	63	44	53	-	25	M16*1.0P	M6*1.0P	2	3
<b>-SF32-120</b>	152	120	94	26	52	62	-	63	44	53	-	32	M16*1.0P	M6*1.0P	1	1.9
-130	162	130	104	26	52	62	-	63	44	53	-	32	M16*1.0P	M6*1.0P	2	2.2
-160	192	160	134	26	52	62	-	63	44	53	-	32	M16*1.0P	M6*1.0P	2	2.3
-200	232	200	174	26	52	62	-	63	44	53	-	32	M16*1.0P	M6*1.0P	2	2.7
-250	282	250	224	26	52	62	-	63	44	53	-	32	M16*1.0P	M6*1.0P	2	3.1

规格说明:

**HSK63A - SF - 16 - 95**

- L1 长度 Length (L1)
- 刀杆直径 Diameter
- 功能代号 Holder type
- 锥柄形式 Taper size

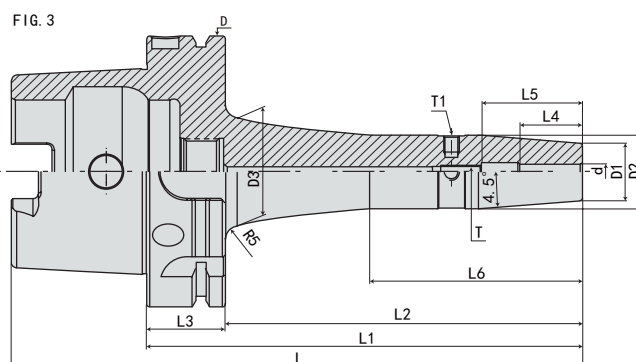
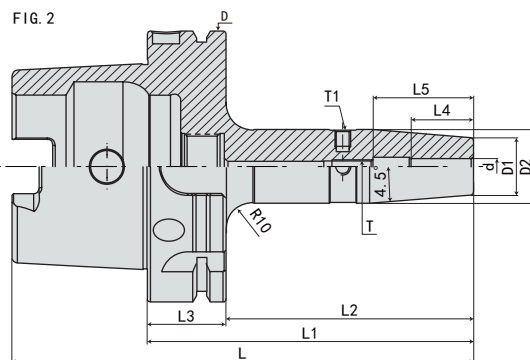
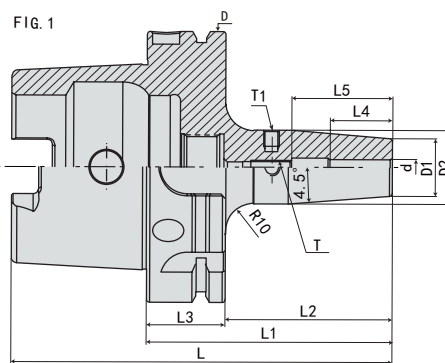
B

 HSK SHANK SYSTEMS  
 HSK 刀柄系列

·HSK80A-SF 热缩刀柄 (4.5 度标准型)

HSK80A-SF SHRINK FIT TOOL HOLDER (4.5° STANDARD VERSION)

B  
HSK 刀柄系列  
HSK SHANK SYSTEMS

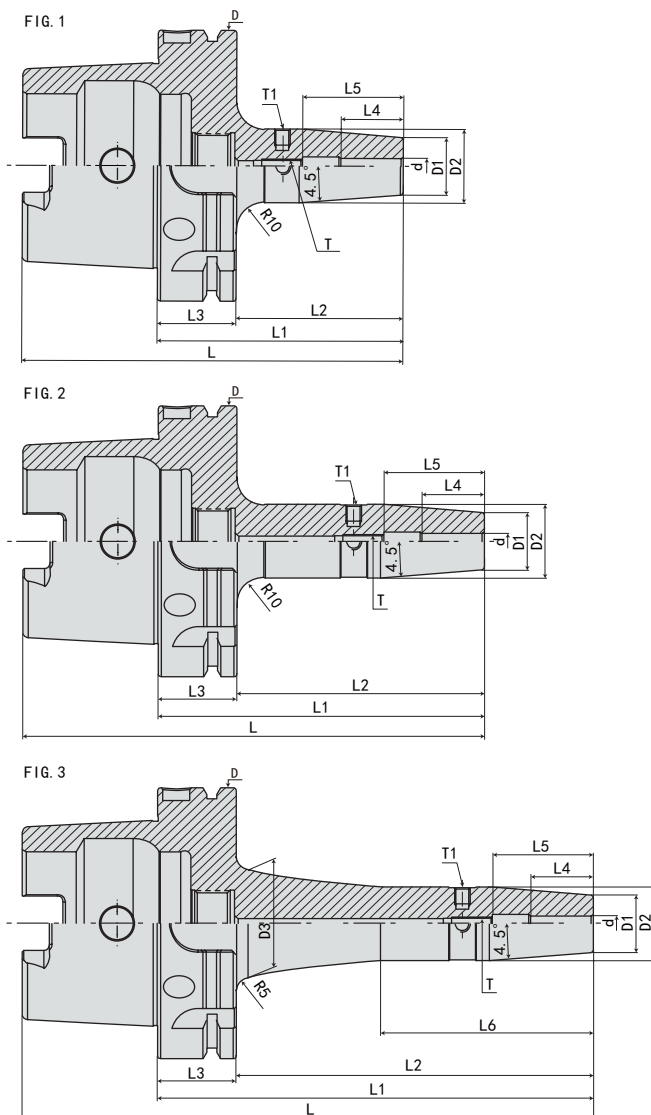


规格 Model	L	L1	L2	L3	L4	L5	L6	D	D1	D2	D3	d	T	T1	FIG	重量 KGS
HSK80A-SF06- 85	125	85	59	26	26	36	-	80	21	27	-	6	M5*0.8P	M6*1.0P	1	1.4
-120	160	120	94	26	26	36	-	80	21	27	-	6	M5*0.8P	M6*1.0P	2	1.5
-160	200	160	134	26	26	36	78	80	21	27	41	6	M5*0.8P	M6*1.0P	3	2.1
-200	240	200	174	26	26	36	118	80	21	27	41	6	M5*0.8P	M6*1.0P	3	2.2
-SF08- 85	125	85	59	26	26	36	-	80	21	27	-	8	M6*1.0P	M6*1.0P	1	1.4
-120	160	120	95	26	26	36	-	80	21	27	-	8	M6*1.0P	M6*1.0P	2	1.5
-160	200	160	134	26	26	36	78	80	21	27	41	8	M6*1.0P	M6*1.0P	3	2.1
-200	240	200	174	26	26	36	118	80	21	27	41	8	M6*1.0P	M6*1.0P	3	2.2
-SF10- 90	130	90	64	26	32	42	-	80	24	32	-	10	M8*1.0P	M6*1.0P	1	1.5
-120	160	120	94	26	32	42	-	80	24	32	-	10	M8*1.0P	M6*1.0P	2	1.6
-160	200	160	134	26	32	42	78	80	24	32	40	10	M8*1.0P	M6*1.0P	3	2.1
-200	240	200	174	26	32	42	118	80	24	32	40	10	M8*1.0P	M6*1.0P	3	2.3
-SF12- 95	135	95	69	26	37	47	-	80	24	32	-	12	M10*1.0P	M6*1.0P	1	1.5
-120	160	120	94	26	37	47	-	80	24	32	-	12	M10*1.0P	M6*1.0P	2	1.6
-160	200	160	134	26	37	47	78	80	24	32	40	12	M10*1.0P	M6*1.0P	3	2.1
-200	240	200	174	26	37	47	118	80	24	32	40	12	M10*1.0P	M6*1.0P	3	2.3
-SF14- 95	135	95	69	26	37	47	-	80	27	34	-	14	M10*1.0P	M6*1.0P	1	1.5
-120	160	120	94	26	37	47	-	80	27	34	-	14	M10*1.0P	M6*1.0P	2	1.7
-160	200	160	134	26	37	47	78	80	27	34	42	14	M10*1.0P	M6*1.0P	3	2.1
-200	240	200	174	26	37	47	118	80	27	34	42	14	M10*1.0P	M6*1.0P	3	2.2



**·HSK80A-SF 热缩刀柄 (4.5 度标准型)**

HSK80A-SF SHRINK FIT TOOL HOLDER (4.5 ° STANDARD VERSION)



规格 Model	L	L1	L2	L3	L4	L5	L6	D	D1	D2	D3	d	T	T1	FIG	重量 KGS
<b>HSK80A-SF16-100</b>	140	100	74	26	40	50	-	80	27	34	-	16	M12*1.0P	M6*1.0P	1	1.5
-120	160	120	94	26	40	50	-	80	27	34	-	16	M12*1.0P	M6*1.0P	2	1.8
-160	200	160	134	26	40	50	78	80	27	34	42	16	M12*1.0P	M6*1.0P	3	2.1
-200	240	200	174	26	40	50	118	80	27	34	42	16	M12*1.0P	M6*1.0P	3	2.2
<b>-SF18-100</b>	140	100	74	26	40	50	-	80	33	42	-	18	M12*1.0P	M6*1.0P	1	1.6
-120	160	120	94	26	40	50	-	80	33	42	-	18	M12*1.0P	M6*1.0P	2	1.9
-160	200	160	134	26	40	50	-	80	33	42	-	18	M12*1.0P	M6*1.0P	3	2.2
-200	240	200	174	26	40	50	-	80	33	42	-	18	M12*1.0P	M6*1.0P	3	2.6
<b>-SF20-105</b>	145	105	79	26	42	52	-	80	33	42	-	20	M16*1.0P	M6*1.0P	1	1.6
-120	160	120	94	26	42	52	-	80	33	42	-	20	M16*1.0P	M6*1.0P	2	2.1
-160	200	160	134	26	42	52	-	80	33	42	-	20	M16*1.0P	M6*1.0P	3	2.3
-200	240	200	174	26	42	52	-	80	33	42	-	20	M16*1.0P	M6*1.0P	3	2.7
<b>-SF25-115</b>	155	115	89	26	48	58	-	80	44	53	-	25	M16*1.0P	M6*1.0P	1	2.5
-160	200	160	134	26	48	58	-	80	44	53	-	25	M16*1.0P	M6*1.0P	3	2.8
-200	240	200	174	26	48	58	-	80	44	53	-	25	M16*1.0P	M6*1.0P	3	3.6
<b>-SF32-120</b>	160	120	94	26	52	62	-	80	44	53	-	32	M16*1.0P	M6*1.0P	1	2.5
-160	200	160	134	26	52	62	-	80	44	53	-	32	M16*1.0P	M6*1.0P	3	3.2
-200	240	200	174	26	52	62	-	80	44	53	-	32	M16*1.0P	M6*1.0P	3	3.5

 B  
 HSK SHANK SYSTEMS  
 HSK 刀柄系列

·HSK100A-SF 热缩刀柄 (4.5 度标准型)

HSK100A-SF SHRINK FIT TOOL HOLDER (4.5° STANDARD VERSION)



FIG.1

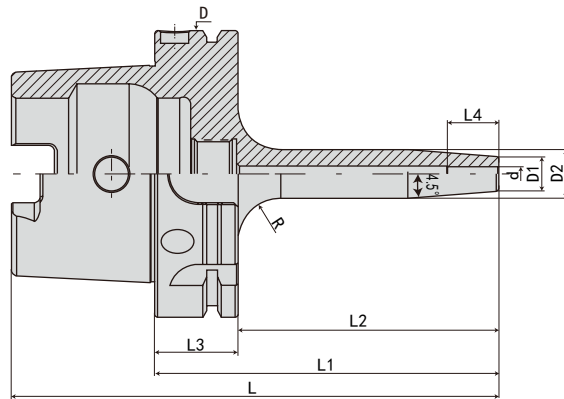
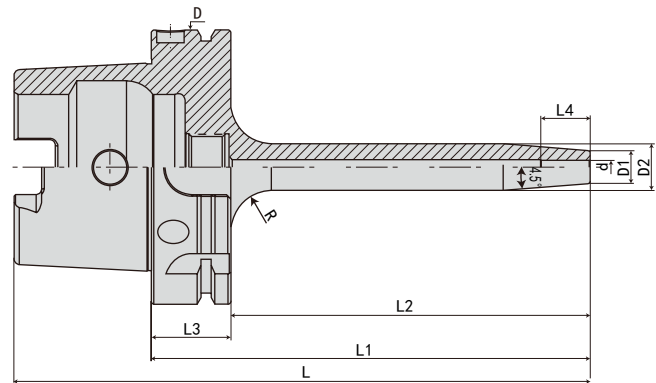


FIG.2



规格 Model	L	L1	L2	L3	L4	D	D1	D2	d	R	FIG	重量 KGS
HSK100A-SF03- 85	135	85	56	29	12	100	12	17	3	10	1	2.2
-120	170	120	91	29	12	100	12	20	3	10	2	2.5
-160	210	160	131	29	12	100	12	20	3	10	2	2.8
-SF04- 85	135	85	56	29	16	100	12	17	4	10	1	2.2
-120	170	120	91	29	16	100	15	22	4	10	2	2.5
-160	210	160	131	29	16	100	15	22	4	10	2	2.8
-SF05- 85	135	85	56	29	18	100	12	17	5	10	1	2.2
-120	170	120	91	29	18	100	15	22	5	10	2	2.5
-160	210	160	131	29	18	100	15	22	5	10	2	2.8

规格说明:

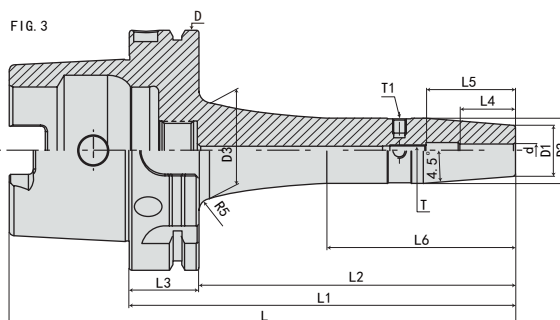
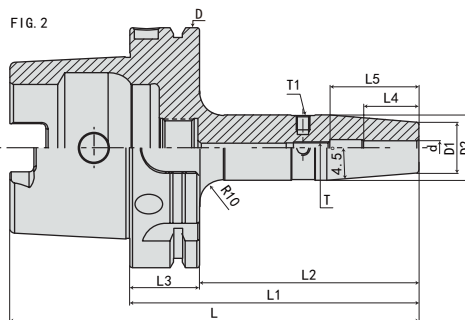
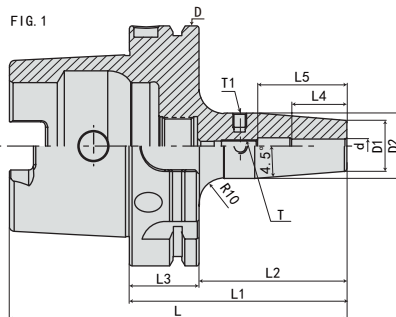
HSK100A - SF - 03 - 85

- L1 长度 Length (L1)
- 刀杆直径 Diameter
- 功能代号 Holder type
- 锥柄形式 Taper size



·HSK100A-SF 热缩刀柄 (4.5 度标准型)

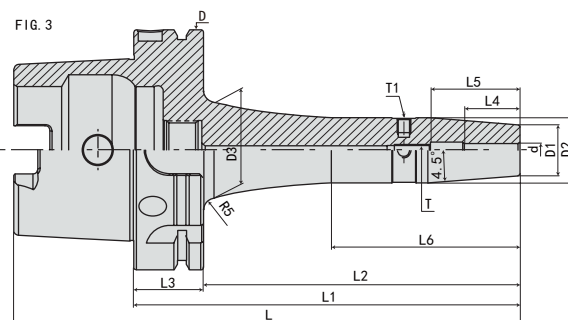
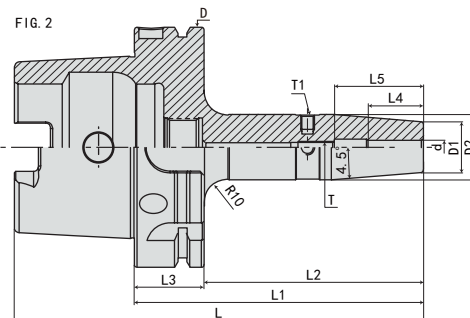
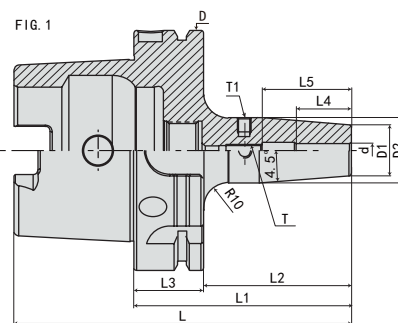
HSK100A-SF SHRINK FIT TOOL HOLDER (4.5° STANDARD VERSION)



规格 Model	L	L1	L2	L3	L4	L5	L6	D	D1	D2	D3	d	T	T1	FIG	重量 KGS
<b>HSK100A-SF06- 85</b>	135	85	56	29	26	36	-	100	21	27	-	6	M5*0.8P	M6*1.0P	1	2.2
-120	170	120	91	29	26	36	-	100	21	27	-	6	M5*0.8P	M6*1.0P	2	2.5
-160	210	160	131	29	26	36	78	100	21	27	41	6	M5*0.8P	M6*1.0P	3	2.8
-200	250	200	171	29	26	36	118	100	21	27	41	6	M5*0.8P	M6*1.0P	3	3.2
-250	300	250	221	29	26	36	168	100	21	27	41	6	M5*0.8P	M6*1.0P	3	3.6
<b>-SF08- 85</b>	135	85	56	29	26	36	-	100	21	27	-	8	M6*1.0P	M6*1.0P	1	2.2
-120	170	120	91	29	26	36	-	100	21	27	-	8	M6*1.0P	M6*1.0P	2	2.5
-160	210	160	131	29	26	36	78	100	21	27	41	8	M6*1.0P	M6*1.0P	3	2.8
-200	250	200	171	29	26	36	118	100	21	27	41	8	M6*1.0P	M6*1.0P	3	3.2
-250	300	250	221	29	26	36	168	100	21	24	41	5	M6*1.0P	M6*1.0P	3	3.6
<b>-SF10- 90</b>	140	90	61	29	32	42	-	100	24	32	-	10	M8*1.0P	M6*1.0P	1	2.3
-120	170	120	91	29	32	42	-	100	24	32	-	10	M8*1.0P	M6*1.0P	2	2.6
-160	210	160	131	29	32	42	78	100	24	32	40	10	M8*1.0P	M6*1.0P	3	2.9
-200	250	200	171	29	32	42	118	100	24	32	40	10	M8*1.0P	M6*1.0P	3	3.3
-250	300	250	221	29	32	41	168	100	24	32	40	10	M8*1.0P	M6*1.0P	3	3.7
<b>-SF12- 95</b>	145	95	66	29	37	47	-	100	24	32	-	12	M10*1.0P	M6*1.0P	1	2.3
-120	170	120	91	29	37	47	-	100	24	32	-	12	M10*1.0P	M6*1.0P	2	2.6
-160	210	160	131	29	37	47	78	100	24	32	40	12	M10*1.0P	M6*1.0P	3	2.9
-200	250	200	171	29	37	47	118	100	24	32	40	12	M10*1.0P	M6*1.0P	3	3.3
-250	300	250	221	29	37	47	168	100	24	32	40	12	M10*1.0P	M6*1.0P	3	3.7
<b>-SF14- 95</b>	145	95	66	29	37	47	-	100	27	34	-	14	M10*1.0P	M6*1.0P	1	2.3
-120	170	120	91	29	37	47	-	100	27	34	-	14	M10*1.0P	M6*1.0P	2	2.6
-160	210	160	131	29	37	47	78	100	27	34	42	14	M10*1.0P	M6*1.0P	3	2.9
-200	250	200	171	29	37	47	118	100	27	34	42	14	M10*1.0P	M6*1.0P	3	3.3
-250	300	250	221	29	37	47	168	100	27	34	42	14	M10*1.0P	M6*1.0P	3	3.7

·HSK100A-SF 热缩刀柄 (4.5 度标准型)

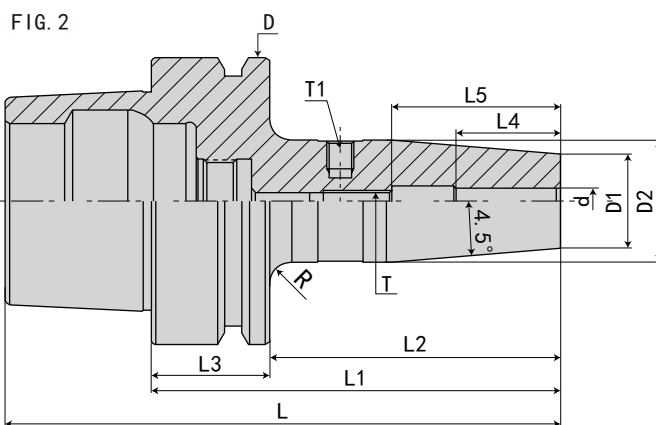
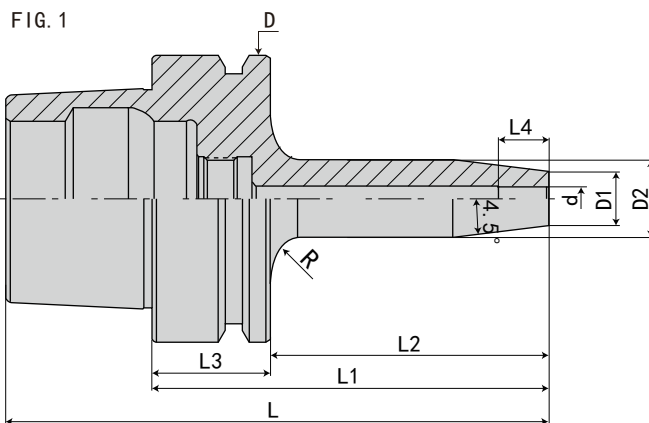
HSK100A-SF SHRINK FIT TOOL HOLDER (4.5° STANDARD VERSION)



规格 Model	L	L1	L2	L3	L4	L5	L6	D	D1	D2	D3	d	T	T1	FIG	重量 KGS
HSK100A-SF16-100	150	100	71	29	40	50	-	100	27	34	-	16	M12*1.0P	M6*1.0P	1	2.3
-120	170	120	91	29	40	50	-	100	27	34	-	16	M12*1.0P	M6*1.0P	2	2.6
-160	210	160	131	29	40	50	78	100	27	34	42	16	M12*1.0P	M6*1.0P	3	2.9
-200	250	200	171	29	40	50	118	100	27	34	42	16	M12*1.0P	M6*1.0P	3	3.3
-250	300	250	221	29	40	50	168	100	27	34	42	16	M12*1.0P	M6*1.0P	3	3.7
-SF18-100	150	100	71	29	40	50	-	100	33	42	-	18	M12*1.0P	M6*1.0P	1	2.4
-120	170	120	91	29	40	50	-	100	33	42	-	18	M12*1.0P	M6*1.0P	2	2.7
-160	210	160	131	29	40	50	78	100	33	42	-	18	M12*1.0P	M6*1.0P	3	3.1
-200	250	200	171	29	40	50	118	100	33	42	-	18	M12*1.0P	M6*1.0P	3	3.4
-250	300	250	221	29	40	50	168	100	33	42	-	18	M12*1.0P	M6*1.0P	3	3.8
-SF20-105	155	105	76	29	42	52	-	100	33	42	-	20	M16*1.0P	M6*1.0P	1	2.4
-120	170	120	91	29	42	52	-	100	33	42	-	20	M16*1.0P	M6*1.0P	2	2.7
-160	210	160	131	29	42	52	78	100	33	42	-	20	M16*1.0P	M6*1.0P	3	3.1
-200	250	200	171	29	42	52	118	100	33	42	-	20	M16*1.0P	M6*1.0P	3	3.4
-250	300	250	221	29	42	52	168	100	33	42	-	20	M16*1.0P	M6*1.0P	3	3.8
-SF25-115	165	115	86	29	48	58	-	100	44	53	-	25	M16*1.0P	M6*1.0P	1	3.2
-130	180	130	101	29	48	58	-	100	44	53	-	25	M16*1.0P	M6*1.0P	2	3.4
-160	210	160	131	29	48	58	78	100	44	53	-	25	M16*1.0P	M6*1.0P	3	3.6
-200	250	200	171	29	48	58	118	100	44	53	-	25	M16*1.0P	M6*1.0P	3	4.1
-250	300	250	221	29	48	58	168	100	44	53	-	25	M16*1.0P	M6*1.0P	3	4.6
-SF32-120	170	120	91	29	52	62	-	100	44	53	-	32	M16*1.0P	M6*1.0P	1	3.2
-140	190	140	111	29	52	62	-	100	44	53	-	32	M16*1.0P	M6*1.0P	2	3.4
-160	210	160	131	29	52	62	78	100	44	53	-	32	M16*1.0P	M6*1.0P	3	3.6
-200	250	200	171	29	52	62	118	100	44	53	-	32	M16*1.0P	M6*1.0P	3	4.1
-250	300	250	221	29	52	62	168	100	44	53	-	32	M16*1.0P	M6*1.0P	3	4.6

·HSK25E-SF 热缩刀柄 (4.5 度标准型)

HSK25E-SF SHRINK FIT TOOL HOLDER (4.5° STANDARD VERSION)



规格 Model	L	L1	L2	L3	L4	L5	D	D1	D2	d	T	T1	FIG	重量 KGS
HSK25E-SF03-50	63	50	40	10	12	-	25	15	20	3	-	-	1	0.1
-SF04-50	63	50	40	10	16	-	25	15	20	4	-	-	1	0.1
-SF05-50	63	50	40	10	18	-	25	15	20	5	-	-	1	0.1
-SF06-50	63	50	40	10	23	37	25	21	26	6	M5*0.8P	M6*1.0P	2	0.1

规格说明:

HSK25E - SF - 03 - 50

- L1 长度 Length (L1)
- 刀杆直径 Diameter
- 功能代号 Holder type
- 锥柄形式 Taper size

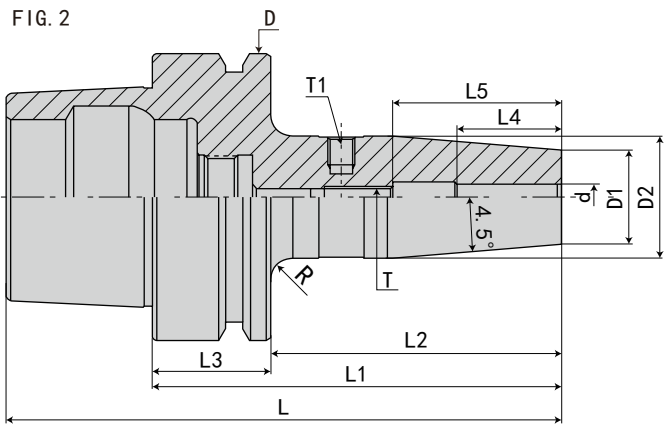
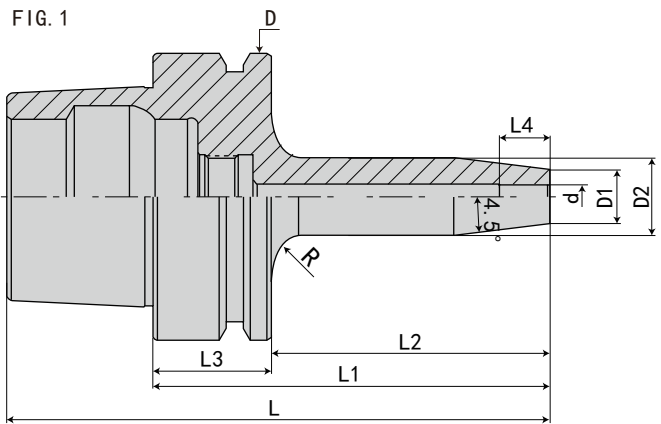
B

HSK SHANK SYSTEMS  
HSK 刀柄系列

·HSK32E-SF 热缩刀柄 (4.5°标准型)

HSK32E-SF SHRINK FIT TOOL HOLDER (4.5° STANDARD VERSION)

B  
HSK 刀柄系列  
HSK SHANK SYSTEMS



规格 Model	L	L1	L2	L3	L4	L5	D	D1	D2	d	T	T1	FIG	重量 KGS
HSK32E-SF03-60	76	60	40	20	12	-	32	15	20	3	-	-	1	0.2
-SF04-60	76	60	40	20	16	-	32	15	20	4	-	-	1	0.2
-SF05-60	76	60	40	20	18	-	32	15	20	5	-	-	1	0.2
-SF06-70	86	70	70	20	26	36	32	21	26	6	M5*0.8P	M6*1.0P	2	0.3
-SF08-70	86	70	70	20	26	36	32	21	26	8	M6*1.0P	M6*1.0P	2	0.3
-SF10-70	86	70	70	20	32	42	32	24	29	10	M8*1.0P	M6*1.0P	2	0.4
-SF12-70	86	70	70	20	37	47	32	24	29	12	M10*1.0P	M6*1.0P	2	0.4

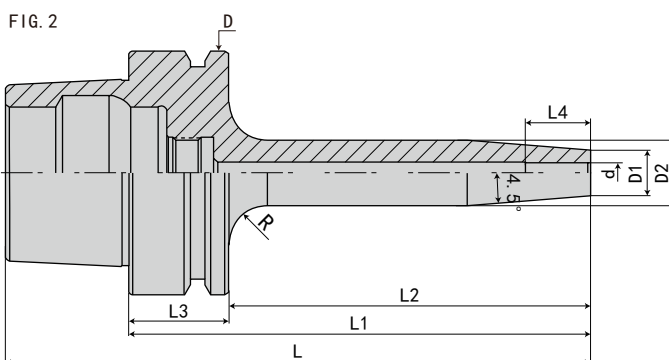
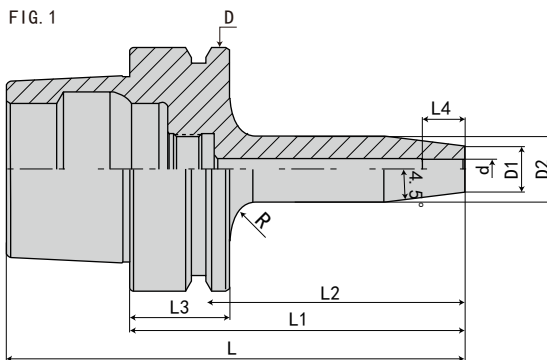
规格说明:

HSK32E - SF - 03 - 60

- L1 长度 Length (L1)
- 刀杆直径 Diameter
- 功能代号 Holder type
- 锥柄形式 Taper size

**·HSK40E-SF 热缩刀柄 (4.5 度标准型)**

HSK40E-SF SHRINK FIT TOOL HOLDER (4.5° STANDARD VERSION)



规格 Model	L	L1	L2	L3	L4	D	D1	D2	d	R	FIG	重量 KGS
<b>HSK40E-SF03- 60</b>	80	60	40	20	12	40	12	17	3	5	1	0.3
-120	140	120	100	20	12	40	12	20	3	5	2	0.4
-160	180	160	140	20	12	40	12	20	3	5	2	0.5
<b>-SF04- 60</b>	80	60	40	20	16	40	12	17	4	5	1	0.3
-120	140	120	100	20	16	40	15	22	4	5	2	0.4
-160	180	160	140	20	16	40	15	22	4	5	2	0.5
<b>-SF05- 60</b>	80	60	40	20	18	40	12	17	5	5	1	0.3
-120	140	120	100	20	18	40	15	22	5	5	2	0.4
-160	180	160	140	20	18	40	15	22	5	5	2	0.5

## 规格说明:

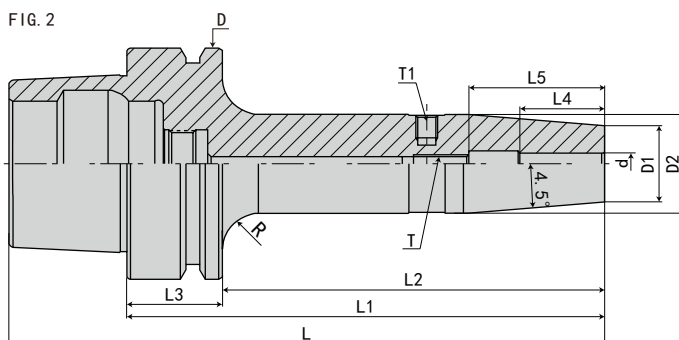
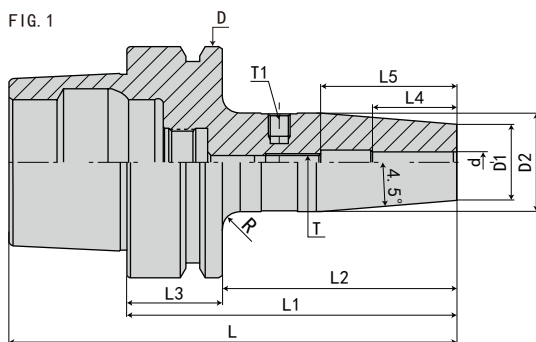
**HSK40E - SF - 03 - 60**

- L1 长度 Length (L1)
- 刀杆直径 Diameter
- 功能代号 Holder type
- 锥柄形式 Taper size

·HSK40E-SF 热缩刀柄 (4.5 度标准型)

HSK40E-SF SHRINK FIT TOOL HOLDER (4.5° STANDARD VERSION)

B HSK 刀柄系列  
HSK SHANK SYSTEMS



规格 Model	L	L1	L2	L3	L4	L5	D	D1	D2	d	T	T1	FIG	重量 KGS
HSK40E-SF06- 80	100	80	60	20	26	36	40	21	27	6	M5*0.8P	M6*1.0P	1	0.4
-120	140	120	100	20	26	36	40	21	27	6	M5*0.8P	M6*1.0P	2	0.6
-160	180	160	140	20	26	36	40	21	27	6	M5*0.8P	M6*1.0P	2	0.7
-SF08- 80	100	80	60	20	26	36	40	21	27	8	M6*1.0P	M6*1.0P	1	0.4
-120	140	120	100	20	26	36	40	21	27	8	M6*1.0P	M6*1.0P	2	0.6
-160	180	160	140	20	26	36	40	21	27	8	M6*1.0P	M6*1.0P	2	0.7
-SF10- 80	100	80	60	20	32	42	40	24	32	10	M8*1.0P	M6*1.0P	1	0.5
-120	140	120	100	20	32	42	40	24	32	10	M8*1.0P	M6*1.0P	2	0.7
-160	180	160	140	20	32	42	40	24	32	10	M8*1.0P	M6*1.0P	2	0.8
-SF12- 90	110	90	70	20	37	47	40	24	32	12	M10*1.0P	M6*1.0P	1	0.5
-120	140	120	100	20	37	47	40	24	32	12	M10*1.0P	M6*1.0P	2	0.7
-160	180	160	140	20	37	47	40	24	32	12	M10*1.0P	M6*1.0P	2	0.8
-SF14- 90	110	90	70	20	37	47	40	27	34	14	M10*1.0P	M6*1.0P	1	0.6
-120	140	120	100	20	37	47	40	27	34	14	M10*1.0P	M6*1.0P	2	0.8
-160	180	160	140	20	37	47	40	27	34	14	M10*1.0P	M6*1.0P	2	0.9
-SF16- 90	110	90	70	20	40	50	40	27	34	16	M12*1.0P	M6*1.0P	1	0.5
-120	140	120	100	20	40	50	40	27	34	16	M12*1.0P	M6*1.0P	2	0.7
-160	180	160	140	20	40	50	40	27	34	16	M12*1.0P	M6*1.0P	2	0.8

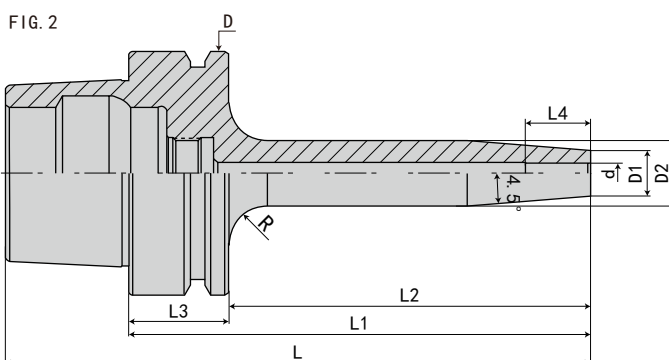
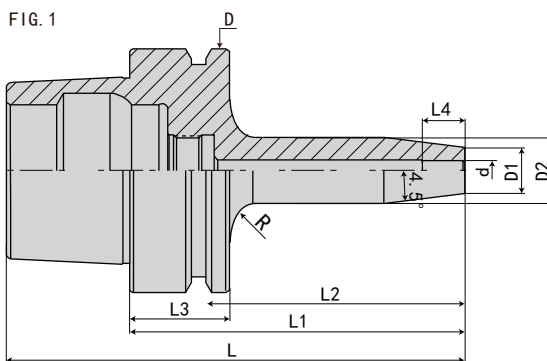
规格说明:

HSK40E - SF - 06 - 80

- L1 长度 Length (L1)
- 刀杆直径 Diameter
- 功能代号 Holder type
- 锥柄形式 Taper size

**·HSK50E-SF 热缩刀柄 (4.5 度标准型)**

HSK50E-SF SHRINK FIT TOOL HOLDER (4.5° STANDARD VERSION)



规格 Model	L	L1	L2	L3	L4	D	D1	D2	d	R	FIG	重量 KGS
<b>HSK50E-SF03- 80</b>	105	80	54	26	12	50	12	17	3	5	1	0.4
-120	145	120	94	26	12	50	12	20	3	5	2	0.5
-160	185	160	134	26	12	50	12	20	3	5	2	0.6
<b>-SF04- 80</b>	105	80	54	26	16	50	12	17	4	5	1	0.5
-120	145	120	94	26	16	50	15	22	4	5	2	0.6
-160	185	160	134	26	16	50	15	22	4	5	2	0.7
<b>-SF05- 80</b>	105	80	54	26	18	50	12	17	5	5	1	0.5
-120	145	120	94	26	18	50	15	22	5	5	2	0.6
-160	185	160	134	26	18	50	15	22	5	5	2	0.7

规格说明:

**HSK50E - SF - 03 - 80**

- L1 长度 Length (L1)
- 刀杆直径 Diameter
- 功能代号 Holder type
- 锥柄形式 Taper size

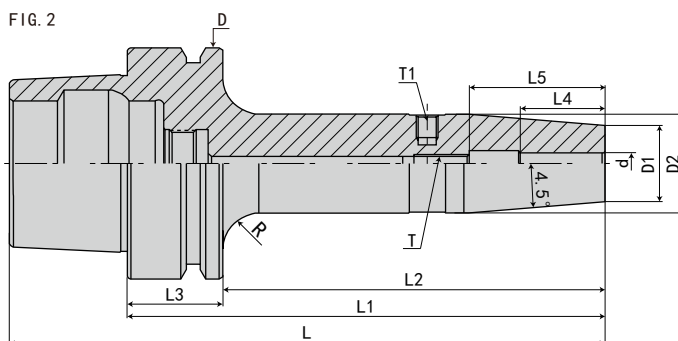
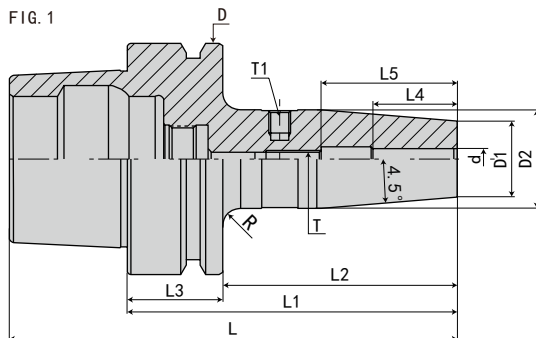
B

 HSK SHANK SYSTEMS  
 HSK 刀柄系列



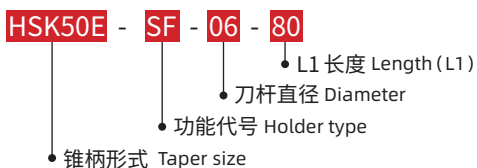
·HSK50E-SF 热缩刀柄 (4.5 度标准型)

HSK50E-SF SHRINK FIT TOOL HOLDER (4.5° STANDARD VERSION)



规格 Model	L	L1	L2	L3	L4	L5	D	D1	D2	d	T	T1	FIG	重量 KGS
<b>HSK50E-SF06- 80</b>	105	80	54	26	26	36	50	21	27	6	M5*0.8P	M6*1.0P	1	0.7
-120	145	120	94	26	26	36	50	21	27	6	M5*0.8P	M6*1.0P	2	0.8
-160	185	160	134	26	26	36	50	21	27	6	M5*0.8P	M6*1.0P	2	0.9
<b>-SF08- 80</b>	105	80	54	26	26	36	50	21	27	8	M6*1.0P	M6*1.0P	1	0.6
-120	145	120	94	26	26	36	50	21	27	8	M6*1.0P	M6*1.0P	2	0.8
-160	185	160	134	26	26	36	50	21	27	8	M6*1.0P	M6*1.0P	2	0.9
<b>-SF10- 85</b>	110	85	59	26	32	42	50	24	32	10	M8*1.0P	M6*1.0P	1	0.7
-120	145	120	94	26	32	42	50	24	32	10	M8*1.0P	M6*1.0P	2	0.8
-160	185	160	134	26	32	42	50	24	32	10	M8*1.0P	M6*1.0P	2	0.9
<b>-SF12- 90</b>	115	90	64	26	37	47	50	24	32	12	M10*1.0P	M6*1.0P	1	0.7
-120	145	120	94	26	37	47	50	24	32	12	M10*1.0P	M6*1.0P	2	0.8
-160	185	160	134	26	37	47	50	24	32	12	M10*1.0P	M6*1.0P	2	0.9
<b>-SF14- 90</b>	115	90	64	26	37	47	50	27	34	14	M10*1.0P	M6*1.0P	1	0.7
-120	145	120	94	26	37	47	50	27	34	14	M10*1.0P	M6*1.0P	2	0.8
-160	185	160	134	26	37	47	50	27	34	14	M10*1.0P	M6*1.0P	2	0.9
<b>-SF16- 95</b>	120	95	69	26	40	50	50	27	34	16	M12*1.0P	M6*1.0P	1	0.7
-120	145	120	94	26	40	50	50	27	34	16	M12*1.0P	M6*1.0P	2	0.8
-200	185	160	134	26	40	50	50	27	34	16	M12*1.0P	M6*1.0P	2	0.9
<b>-SF18- 95</b>	120	95	69	26	40	50	50	33	42	18	M12*1.0P	M6*1.0P	1	0.9
-120	145	120	94	26	40	50	50	33	42	18	M12*1.0P	M6*1.0P	2	1
-200	185	160	134	26	40	50	50	33	42	18	M12*1.0P	M6*1.0P	2	1.1
<b>-SF20-100</b>	125	100	74	26	42	52	50	33	42	20	M16*1.0P	M6*1.0P	1	0.9
-120	145	120	94	26	42	52	50	33	42	20	M16*1.0P	M6*1.0P	2	1
-160	185	160	134	26	42	52	50	33	42	20	M16*1.0P	M6*1.0P	2	1.1

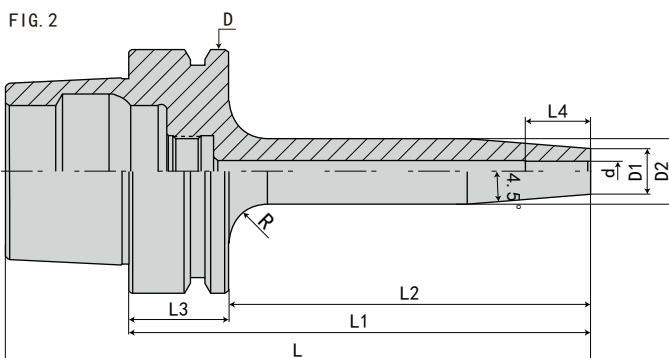
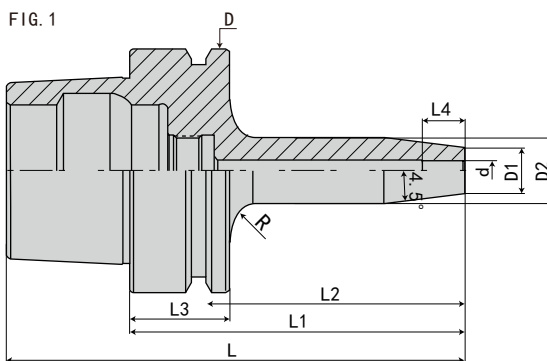
规格说明:





**·HSK63E-SF 热缩刀柄 (4.5 度标准型)**

HSK63E-SF SHRINK FIT TOOL HOLDER (4.5° STANDARD VERSION)



规格 Model	L	L1	L2	L3	L4	D	D1	D2	d	R	FIG	重量 KGS
<b>HSK63E-SF03- 80</b>	112	80	54	26	12	63	12	17	3	5	1	0.7
-120	152	120	94	26	12	63	12	20	3	5	2	0.8
-160	192	160	134	26	12	63	12	20	3	5	2	0.9
<b>-SF04- 80</b>	112	80	54	26	16	63	12	17	4	5	1	0.7
-120	152	120	94	26	16	63	15	22	4	5	2	0.8
-160	192	160	134	26	16	63	15	22	4	5	2	0.9
<b>-SF05- 80</b>	112	80	54	26	18	63	12	17	5	5	1	0.7
-120	152	120	94	26	18	63	15	22	5	5	2	0.8
-160	192	160	134	26	18	63	15	22	5	5	2	0.9

规格说明:

**HSK63E - SF - 03 - 80**

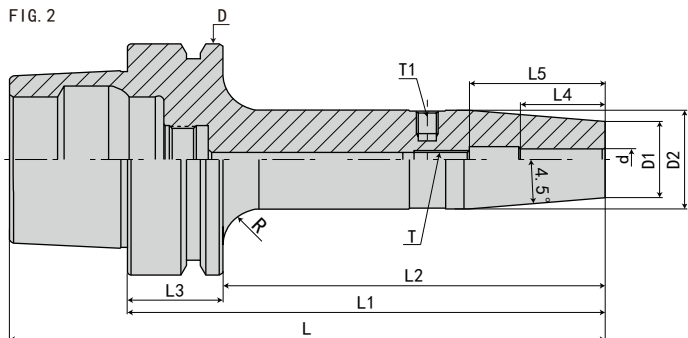
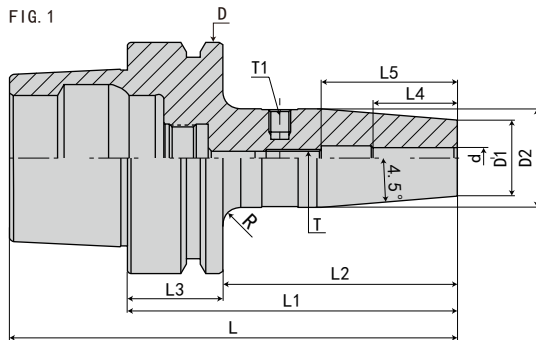
- L1 长度 Length (L1)
- 刀杆直径 Diameter
- 功能代号 Holder type
- 锥柄形式 Taper size

B

 HSK SHANK SYSTEMS  
 HSK 刀柄系列

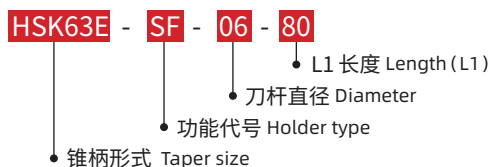
·HSK63E-SF 热缩刀柄 (4.5°标准型)

HSK63E-SF SHRINK FIT TOOL HOLDER (4.5° STANDARD VERSION)



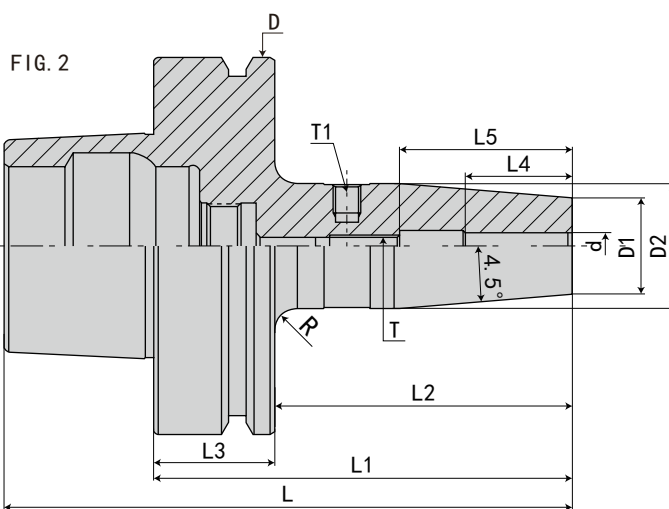
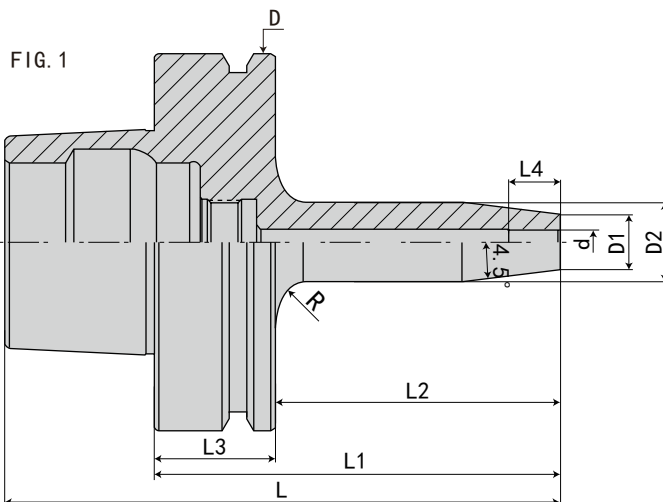
规格 Model	L	L1	L2	L3	L4	L5	L6	D	D1	D2	D3	d	T	T1	FIG	重量 KGS
HSK63E-SF06- 80	112	80	54	26	26	36	-	63	21	27	-	6	M5*0.8P	M6*1.0P	1	0.8
-120	152	120	94	26	26	36	-	63	21	27	-	6	M5*0.8P	M6*1.0P	2	0.9
-160	192	160	134	26	26	36	-	63	21	27	-	6	M5*0.8P	M6*1.0P	2	1.1
-SF08- 80	112	80	54	26	26	36	-	63	21	27	-	8	M6*1.0P	M6*1.0P	1	0.8
-120	152	120	94	26	26	36	-	63	21	27	-	8	M6*1.0P	M6*1.0P	2	0.9
-160	192	160	134	26	26	36	-	63	21	27	-	8	M6*1.0P	M6*1.0P	2	1.1
-SF10- 85	117	85	59	26	32	42	-	63	24	32	-	10	M8*1.0P	M6*1.0P	1	0.9
-120	152	120	94	26	32	42	-	63	24	32	-	10	M8*1.0P	M6*1.0P	2	1.1
-160	192	160	134	26	32	42	-	63	24	32	-	10	M8*1.0P	M6*1.0P	2	1.1
-SF12- 90	122	90	64	26	37	47	-	63	24	32	-	12	M10*1.0P	M6*1.0P	1	0.9
-120	152	120	94	26	37	47	-	63	24	32	-	12	M10*1.0P	M6*1.0P	2	1.1
-160	192	160	134	26	37	47	-	63	24	32	-	12	M10*1.0P	M6*1.0P	2	1.1
-SF14- 90	122	90	64	26	37	47	-	63	27	34	-	14	M10*1.0P	M6*1.0P	1	1.1
-120	152	120	94	26	37	47	-	63	27	34	-	14	M10*1.0P	M6*1.0P	2	1.1
-160	192	160	134	26	37	47	78	63	27	34	42	14	M10*1.0P	M6*1.0P	2	1.2
-SF16- 95	127	95	69	26	40	50	-	63	27	34	-	16	M12*1.0P	M6*1.0P	1	1.1
-120	152	120	94	26	40	50	-	63	27	34	-	16	M12*1.0P	M6*1.0P	2	1.2
-160	192	160	134	26	40	50	78	63	27	34	42	16	M12*1.0P	M6*1.0P	2	1.4
-SF18- 95	127	95	69	26	40	50	-	63	33	42	-	18	M12*1.0P	M6*1.0P	1	1.1
-120	152	120	94	26	40	50	-	63	33	42	-	18	M12*1.0P	M6*1.0P	2	1.3
-160	192	160	134	26	40	50	-	63	33	42	-	18	M12*1.0P	M6*1.0P	2	1.5
-SF20-100	132	100	74	26	42	52	-	63	33	42	-	20	M16*1.0P	M6*1.0P	1	1.1
-120	152	120	94	26	42	52	-	63	33	42	-	20	M16*1.0P	M6*1.0P	2	1.3
-160	192	160	134	26	42	52	-	63	33	42	-	20	M16*1.0P	M6*1.0P	2	1.5
-SF25-115	147	115	89	26	48	58	-	63	44	53	-	25	M16*1.0P	M6*1.0P	1	1.6
-130	162	130	104	26	48	58	-	63	44	53	-	25	M16*1.0P	M6*1.0P	2	1.7
-160	192	160	134	26	48	58	-	63	44	53	-	25	M16*1.0P	M6*1.0P	2	1.8
-SF32-120	152	120	94	26	52	62	-	63	44	53	-	32	M16*1.0P	M6*1.0P	1	1.6
-160	192	160	134	26	52	62	-	63	44	53	-	32	M16*1.0P	M6*1.0P	2	1.7

规格说明:



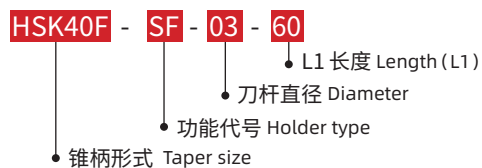
·HSK40F-SF 热缩刀柄 (4.5 度标准型)

HSK40F-SF SHRINK FIT TOOL HOLDER (4.5° STANDARD VERSION)



规格 Model	L	L1	L2	L3	L4	L5	D	D1	D2	d	T	T1	FIG	重量 KGS
HSK40F-SF03-60	80	60	40	20	12	-	40	15	20	3	-	-	1	0.5
-SF04-60	80	60	40	20	16	-	40	15	20	4	-	-	1	0.5
-SF05-60	80	60	40	20	18	-	40	15	20	5	-	-	1	0.5
-SF06-65	85	65	45	20	26	36	40	21	27	6	M5*0.8P	M6*1.0P	2	0.5
-SF06-80	100	80	60	20	26	36	40	21	27	6	M5*0.8P	M6*1.0P	2	0.8
-SF08-65	85	65	45	20	26	36	40	21	27	8	M6*1.0P	M6*1.0P	2	0.5
-SF08-80	100	80	60	20	26	36	40	21	27	8	M6*1.0P	M6*1.0P	2	0.8
-SF10-65	85	65	45	20	32	42	40	24	31	10	M8*1.0P	M6*1.0P	2	0.6
-SF10-80	100	80	60	20	32	42	40	24	32	10	M8*1.0P	M6*1.0P	2	0.9
-SF12-65	85	65	45	20	37	47	40	24	31	12	M10*1.0P	M6*1.0P	2	0.6
-SF12-90	110	90	70	20	37	47	40	24	32	12	M10*1.0P	M6*1.0P	2	0.9
-SF14-90	110	90	70	20	37	47	40	27	34	14	M10*1.0P	M6*1.0P	2	0.9
-SF16-90	110	90	70	20	40	50	40	27	34	16	M12*1.0P	M6*1.0P	2	0.9

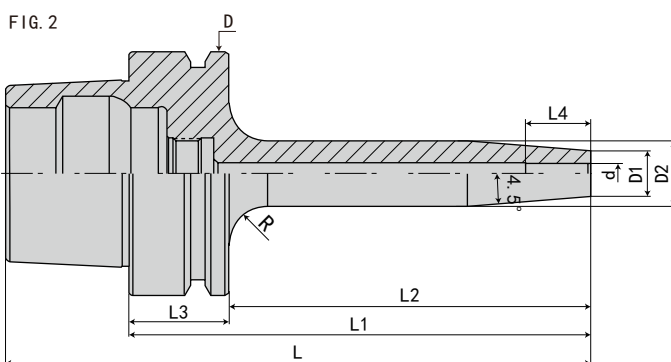
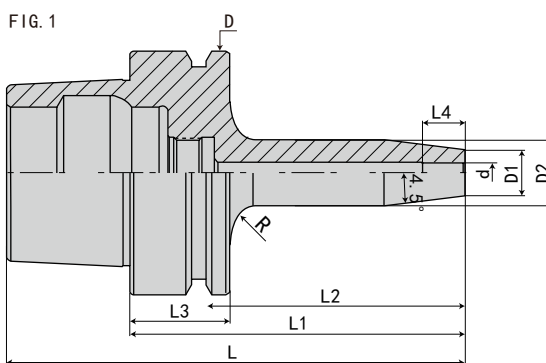
规格说明:



B  
HSK 刀柄系列  
HSK SHANK SYSTEMS

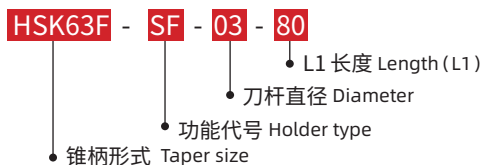
·HSK63F-SF 热缩刀柄 (4.5°标准型)

HSK63F-SF SHRINK FIT TOOL HOLDER (4.5° STANDARD VERSION)



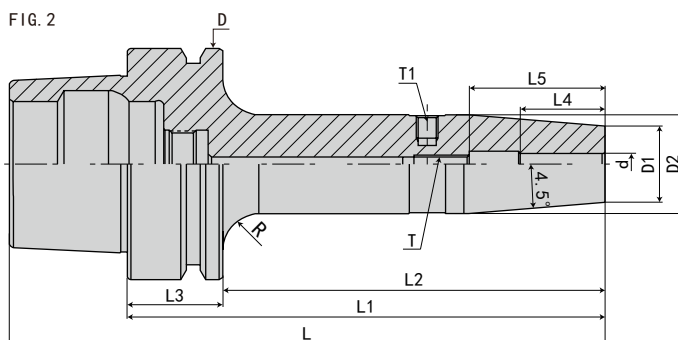
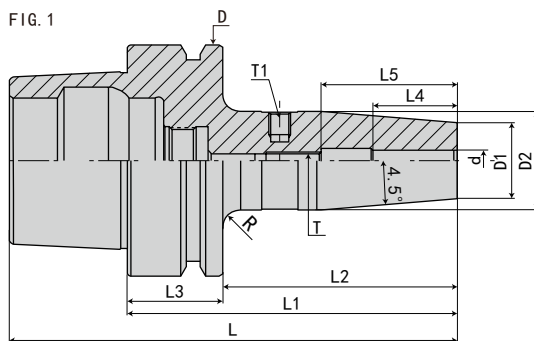
规格 Model	L	L1	L2	L3	L4	D	D1	D2	d	R	FIG	重量 KGS
HSK63F-SF03- 80	105	80	54	26	12	63	10	15	3	5	1	0.7
-120	145	120	94	26	12	63	10	20	3	5	2	0.8
-160	185	160	134	26	12	63	10	20	3	5	2	0.9
-SF04- 80	105	80	54	26	16	63	15	22	4	5	1	0.7
-120	145	120	94	26	16	63	15	22	4	5	2	0.8
-160	185	160	134	26	16	63	15	22	4	5	2	0.9
-SF05-80	105	80	54	26	18	63	15	22	5	5	1	0.8
-120	145	120	94	26	18	63	15	22	5	5	2	0.8
-160	185	160	134	26	18	63	15	22	5	5	2	0.9

规格说明:



·HSK63F-SF 热缩刀柄 (4.5 度标准型)

HSK63F-SF SHRINK FIT TOOL HOLDER (4.5° STANDARD VERSION)



规格 Model	L	L1	L2	L3	L4	L5	D	D1	D2	d	T	R	FIG	重量 KGS
HSK63F-SF06- 80	105	80	54	26	26	36	63	21	27	6	M5*0.8P	10	1	0.8
-120	145	120	94	26	26	36	63	21	27	6	M5*0.8P	10	2	0.9
-160	185	160	134	26	26	36	63	21	27	6	M5*0.8P	10	2	1
-SF08- 80	105	80	54	26	26	36	63	21	27	8	M6*1.0P	10	1	0.8
-120	145	120	94	26	26	36	63	21	27	8	M6*1.0P	10	2	0.9
-160	185	160	134	26	26	36	63	21	27	8	M6*1.0P	10	2	1
-SF10- 85	110	85	59	26	32	42	63	24	32	10	M8*1.0P	10	1	0.8
-120	145	120	94	26	32	42	63	24	32	10	M8*1.0P	10	2	0.9
-160	185	160	134	26	32	42	63	24	32	10	M8*1.0P	10	2	1
-SF12- 90	115	90	64	26	37	47	63	24	32	12	M10*1.0P	10	1	0.8
-120	145	120	94	26	37	47	63	24	32	12	M10*1.0P	10	2	1
-160	185	160	134	26	37	47	63	24	32	12	M10*1.0P	10	2	1.2
-SF14- 90	115	90	64	26	37	47	63	27	34	14	M10*1.0P	10	1	0.8
-120	145	120	94	26	37	47	63	27	34	14	M10*1.0P	10	2	1
-160	185	160	134	26	37	47	63	27	34	14	M10*1.0P	10	2	1.2
-SF16- 95	120	95	69	26	40	50	63	27	34	16	M12*1.0P	10	1	0.9
-120	145	120	94	26	40	50	63	27	34	16	M12*1.0P	10	2	1
-160	185	160	134	26	40	50	63	27	34	16	M12*1.0P	10	2	1.3
-SF18- 95	120	95	69	26	40	50	63	33	42	18	M12*1.0P	10	1	0.9
-120	145	120	94	26	40	50	63	33	42	18	M12*1.0P	10	2	1
-160	185	160	134	26	40	50	63	33	42	18	M12*1.0P	10	2	1.4
-SF20-100	125	100	74	26	42	52	63	33	42	20	M16*1.0P	10	1	1
-120	145	120	94	26	42	52	63	33	42	20	M16*1.0P	10	2	1.1
-160	185	160	134	26	42	52	63	33	42	20	M16*1.0P	10	2	1.5
-SF25-115	140	115	89	26	48	58	63	44	53	25	M16*1.0P	10	1	1.6
-120	145	120	94	26	48	58	63	44	53	25	M16*1.0P	10	2	1.7
-160	185	160	134	26	48	58	63	44	53	25	M16*1.0P	10	2	2
-SF32-120	145	120	94	26	52	62	63	44	53	32	M16*1.0P	10	1	1.6

规格说明:

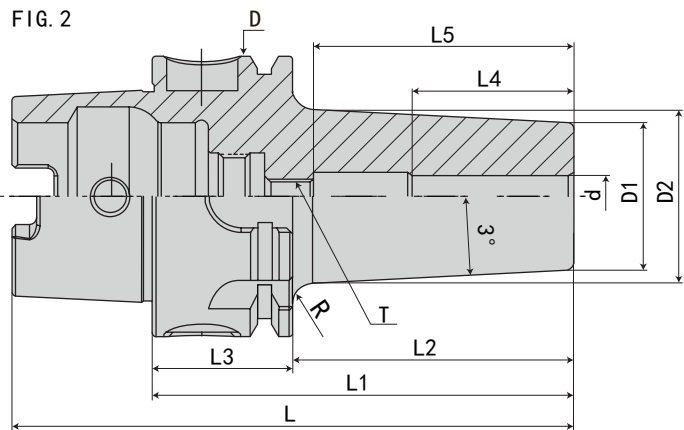
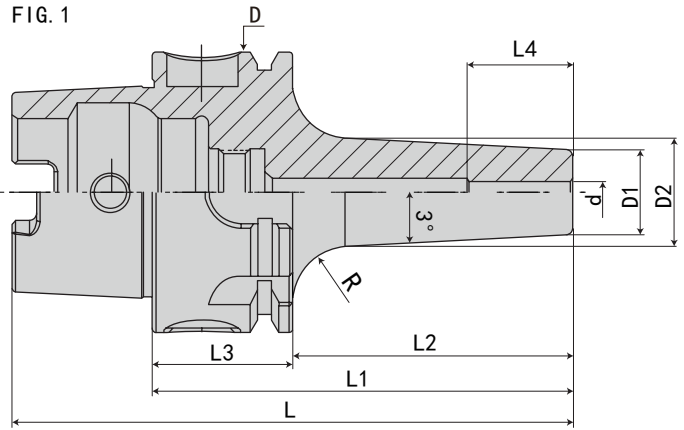
HSK63F - SF - 06 - 80

- L1 长度 Length (L1)
- 刀杆直径 Diameter
- 功能代号 Holder type
- 锥柄形式 Taper size

·HSK32A-SFS 热缩刀柄 (3度细长型)

HSK32A-SFS SHRINK CHUCK (3° C SLENDER TYPE)

B  
HSK 刀柄系列  
HSK SHANK SYSTEMS



规格 Model	L	L1	L2	L3	L4	L5	D	D1	D2	d	T	R 大圆弧	FIG	重量 KGS
HSK32A-SFS03-40	56	40	20	20	12	-	32	9	13	3	-	10	1	0.15
-70	86	70	50	20	12	-	32	9	16	3	-	10	1	0.2
-SFS04-40	56	40	20	20	16	-	32	10	14	4	-	10	1	0.15
-70	86	70	50	20	16	-	32	10	17	4	-	10	1	0.2
-SFS05-40	56	40	20	20	18	-	32	11	15	5	-	10	1	0.15
-70	86	70	50	20	18	-	32	11	18	5	-	10	1	0.2
-SFS06-50	66	50	30	20	26	36	32	12	17	6	M5*0.8P	10	2	0.2
-80	96	80	60	20	26	36	32	12	20	6	M5*0.8P	10	2	0.3
-SFS08-50	66	50	30	20	26	36	32	14	19	8	M6*1.0P	10	2	0.2
-80	96	80	60	20	26	36	32	14	22	8	M6*1.0P	10	2	0.3
-SFS10-55	71	55	35	20	32	42	32	16	21	10	M8*1.0P	10	2	0.2
-80	96	80	60	20	32	42	32	16	22	10	M8*1.0P	10	2	0.3

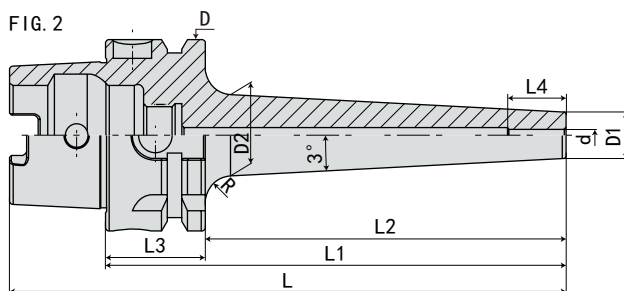
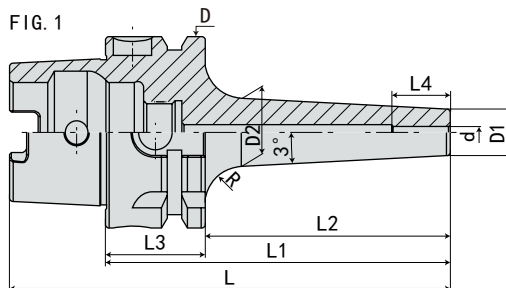
规格说明:

HSK32A - SFS - 03 - 40

- 锥柄形式 Taper size
- 功能代号 Holder type
- L1 长度 Length (L1)
- 刀杆直径 Diameter

**·HSK40A-SFS 热缩刀柄 (3 度细长型)**

HSK40A-SFS SHRINK CHUCK (3° C SLENDER TYPE)



规格 Model	L	L1	L2	L3	L4	D	D1	D2	d	R 大圆弧	FIG	重量 KGS
<b>HSK40A-SFS03- 60</b>	80	60	40	20	12	40	9	13	3	10	1	0.3
- 70	90	70	50	20	12	40	9	14	3	10	1	0.3
- 80	100	80	60	20	12	40	9	15	3	10	1	0.3
-120	140	120	100	20	12	40	9	18	3	10	2	0.4
-140	160	140	120	20	12	40	9	21	3	10	2	0.6
<b>-SFS04- 60</b>	80	60	40	20	16	40	10	14	4	10	1	0.3
- 70	90	70	50	20	16	40	10	15	4	10	1	0.3
-80	100	80	60	20	16	40	10	16	4	10	1	0.3
-120	140	120	100	20	16	40	10	19	4	10	2	0.4
-140	160	140	120	20	16	40	10	22	4	10	2	0.6
<b>-SFS05- 60</b>	80	60	40	20	18	40	11	15	5	10	1	0.3
- 70	90	70	50	20	18	40	11	16	5	10	1	0.3
- 80	100	80	60	20	18	40	11	17	5	10	1	0.3
-120	140	120	100	20	18	40	11	20	5	10	2	0.6
-140	160	140	120	20	18	40	11	23	5	10	2	0.8

规格说明:

**HSK40A - SFS - 03 - 60**

- L1 长度 Length (L1)
- 刀杆直径 Diameter
- 功能代号 Holder type
- 锥柄形式 Taper size

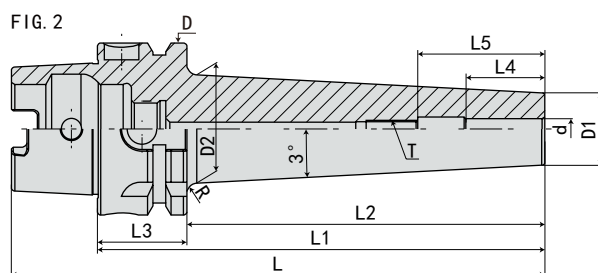
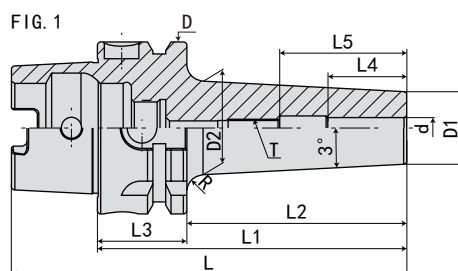
B

 HSK SHANK SYSTEMS  
 HSK 刀柄系列



·HSK40A-SFS 热缩刀柄 (3度细长型)

HSK40A-SFS SHRINK CHUCK (3° C SLENDER TYPE)



规格 Model	L	L1	L2	L3	L4	L5	D	D1	D2	d	T	R 大圆弧	FIG	重量 KGS
HSK40A-SFS06- 60	80	60	40	20	26	36	40	12	16	6	M5*0.8P	10	1	0.3
- 70	90	70	50	20	26	36	40	12	17	6	M5*0.8P	10	1	0.3
- 80	100	80	60	20	26	36	40	12	18	6	M5*0.8P	10	1	0.3
-120	140	120	100	20	26	36	40	12	21	6	M5*0.8P	10	2	0.8
-140	160	140	120	20	26	36	40	12	24	6	M5*0.8P	10	2	1
-SFS08- 60	80	60	40	20	26	36	40	14	18	8	M6*1.0P	10	1	0.3
- 70	90	70	50	20	26	36	40	14	19	8	M6*1.0P	10	1	0.3
- 80	100	80	60	20	26	36	40	14	20	8	M6*1.0P	10	1	0.3
-120	140	120	100	20	26	36	40	14	23	8	M6*1.0P	10	2	0.8
-140	160	140	120	20	26	36	40	14	26	8	M6*1.0P	10	2	1
-SFS10- 60	80	60	40	20	32	42	40	16	20	10	M8*1.0P	10	1	0.3
- 70	90	70	50	20	32	42	40	16	21	10	M8*1.0P	10	1	0.3
- 80	100	80	60	20	32	42	40	16	22	10	M8*1.0P	10	1	0.3
-120	140	120	100	20	32	42	40	16	25	10	M8*1.0P	10	2	0.8
-140	160	140	120	20	32	42	40	16	28	10	M8*1.0P	10	2	1
-SFS12- 60	80	60	40	20	37	47	40	18	22	12	M10*1.0P	10	1	0.3
- 70	90	70	50	20	37	47	40	18	23	12	M10*1.0P	10	1	0.3
- 80	100	80	60	20	37	47	40	18	24	12	M10*1.0P	10	1	0.4
-120	140	120	100	20	37	47	40	18	27	12	M10*1.0P	10	2	0.8
-140	160	140	120	20	37	47	40	18	30	12	M10*1.0P	10	2	1
-SFS14- 60	80	60	40	20	37	47	40	20	24	14	M10*1.0P	10	1	0.4
- 70	90	70	50	20	37	47	40	20	25	14	M10*1.0P	10	1	0.4
- 80	100	80	60	20	37	47	40	20	26	14	M10*1.0P	10	1	0.4
-SFS16- 60	80	60	40	20	40	50	40	22	26	16	M12*1.0P	10	1	0.4
- 70	90	70	50	20	40	50	40	22	27	16	M12*1.0P	10	1	0.4
- 80	100	80	60	20	40	50	40	22	28	16	M12*1.0P	10	1	0.5

规格说明:

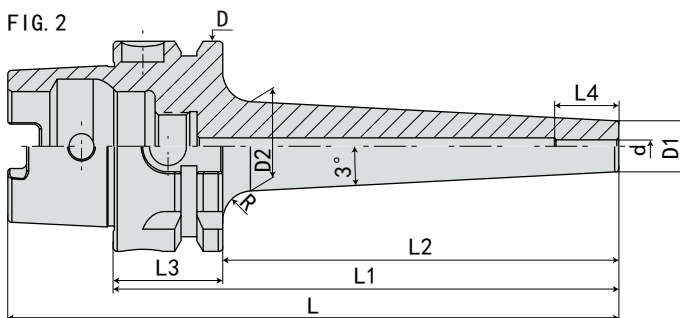
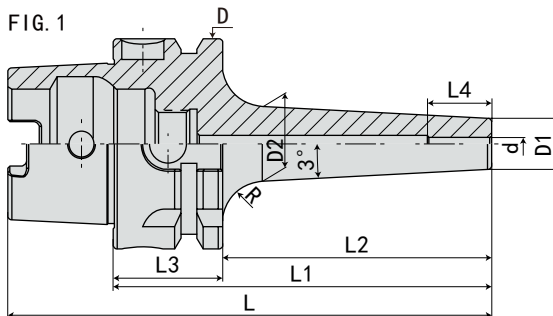
HSK40A - SFS - 06 - 60

- L1 长度 Length (L1)
- 刀杆直径 Diameter
- 功能代号 Holder type
- 锥柄形式 Taper size



**·HSK50A-SFS 热缩刀柄 (3 度细长型)**

HSK50A-SFS SHRINK CHUCK (3° C SLENDER TYPE)



规格 Model	L	L1	L2	L3	L4	D	D1	D2	d	R 大圆弧	FIG	重量 KGS
<b>HSK50A-SFS03- 90</b>	115	90	64	26	12	50	9	15	3	10	1	0.4
-120	145	120	94	26	12	50	9	16	3	10	2	0.5
-160	185	160	134	26	12	50	9	19	3	10	2	0.6
<b>-SFS04- 90</b>	115	90	64	26	16	50	10	16	4	10	1	0.5
-120	145	120	94	26	16	50	10	17	4	10	2	0.6
-160	185	160	134	26	16	50	10	20	4	10	2	0.7
<b>-SFS05- 90</b>	115	90	64	26	18	50	11	17	5	10	1	0.5
-120	145	120	94	26	18	50	11	18	5	10	2	0.6
-160	185	160	134	26	18	50	11	21	5	10	2	0.7

规格说明:

**HSK50A - SFS - 03 - 90**

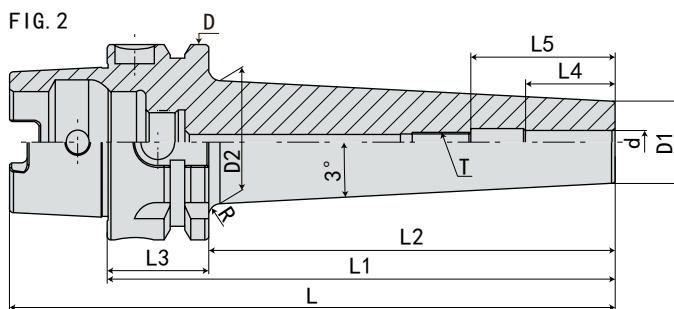
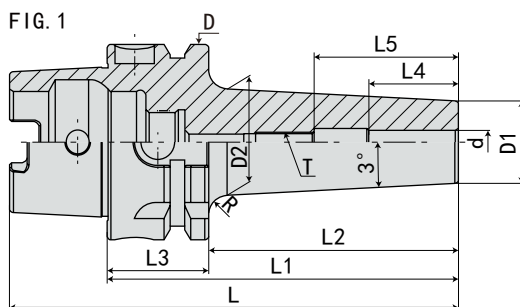
- L1 长度 Length (L1)
- 刀杆直径 Diameter
- 功能代号 Holder type
- 锥柄形式 Taper size

B

 HSK SHANK SYSTEMS  
 HSK 刀柄系列

·HSK50A-SFS 热缩刀柄 (3度细长型)

HSK50A-SFS SHRINK CHUCK (3° C SLENDER TYPE)



规格 Mode	L	L1	L2	L3	L4	L5	D	D1	D2	d	T	R 大圆弧	FIG	重量 KGS
<b>HSK50A-SFS06- 90</b>	115	90	64	26	26	36	50	12	18	6	M5*0.8P	10	1	0.7
-120	145	120	94	26	26	36	50	12	21	6	M5*0.8P	10	2	0.8
-160	185	160	134	26	26	36	50	12	24	6	M5*0.8P	10	2	0.9
<b>-SFS08-90</b>	115	90	64	26	26	36	50	14	20	8	M6*1.0P	10	1	0.6
-120	145	120	94	26	26	36	50	14	23	8	M6*1.0P	10	2	0.8
-160	185	160	134	26	26	36	50	14	26	8	M6*1.0P	10	2	0.9
<b>-SFS10-90</b>	115	90	64	26	32	42	50	16	22	10	M8*1.0P	10	1	0.7
-120	145	120	94	26	32	42	50	16	25	10	M8*1.0P	10	2	0.8
-160	185	160	134	26	32	42	50	16	28	10	M8*1.0P	10	2	0.9
<b>-SFS12-90</b>	115	90	64	26	37	47	50	18	24	12	M10*1.0P	10	1	0.7
-120	145	120	94	26	37	47	50	18	27	12	M10*1.0P	10	2	0.8
-160	185	160	134	26	37	47	50	18	30	12	M10*1.0P	10	2	0.9
<b>-SFS14-90</b>	115	90	64	26	37	47	50	20	26	14	M10*1.0P	10	1	0.7
-120	145	120	94	26	37	47	50	20	29	14	M10*1.0P	10	2	0.8
-160	185	160	134	26	37	47	50	20	32	14	M10*1.0P	10	2	0.9
<b>-SFS16-90</b>	115	90	64	26	40	50	50	22	28	16	M12*1.0P	10	1	0.7
-120	145	120	94	26	40	50	50	22	31	16	M12*1.0P	10	2	0.8
-160	185	160	134	26	40	50	50	22	34	16	M12*1.0P	10	2	0.9

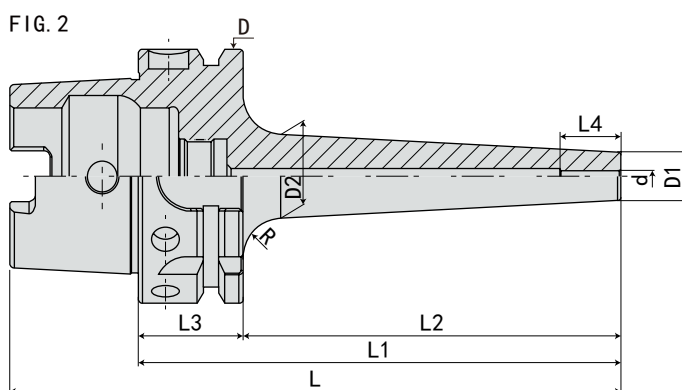
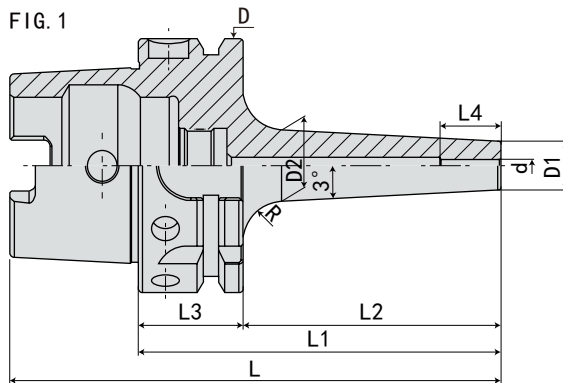
规格说明:

**HSK50A - SFS - 06 - 90**

- L1 长度 Length (L1)
- 刀杆直径 Diameter
- 功能代号 Holder type
- 锥柄形式 Taper size

·HSK63A-SFS 热缩刀柄 (3° 细长型)

HSK63A-SFS SHRINK CHUCK (3° C SLENDER TYPE)



规格 Model	L	L1	L2	L3	L4	D	D1	D2	d	R 大圆弧	FIG	重量 KGS
HSK63A-SFS03- 90	122	90	64	26	12	63	9	15	3	10	1	0.7
-120	152	120	94	26	12	63	9	16	3	10	2	0.8
-160	192	160	134	26	12	63	9	19	3	10	2	0.8
-200	232	200	174	26	12	63	9	22	3	10	2	0.9
-SFS04- 90	122	90	64	26	16	63	10	16	4	10	1	0.7
-120	152	120	94	26	16	63	10	17	4	10	2	0.8
-160	192	160	134	26	16	63	10	20	4	10	2	0.9
-200	232	200	174	26	16	63	10	23	4	10	2	1
-SFS05- 90	122	90	64	26	18	63	11	17	5	10	1	0.7
-120	152	120	94	26	18	63	11	18	5	10	2	0.8
-160	192	160	134	26	18	63	11	21	5	10	2	0.9
-200	232	200	174	26	18	63	11	24	5	10	2	1

规格说明:

HSK63A - SFS - 03 - 90

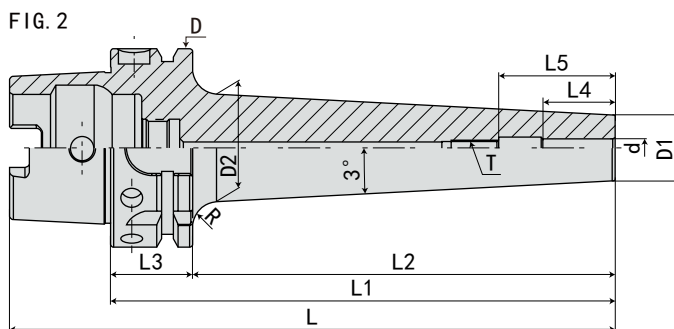
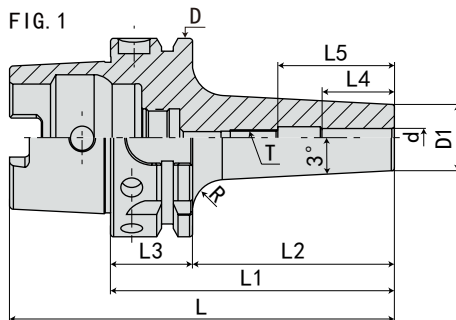
- L1 长度 Length (L1)
- 刀杆直径 Diameter
- 功能代号 Holder type
- 锥柄形式 Taper size

B

HSK SHANK SYSTEMS  
HSK 刀柄系列

·HSK63A-SFS 热缩刀柄 (3 度细长型)

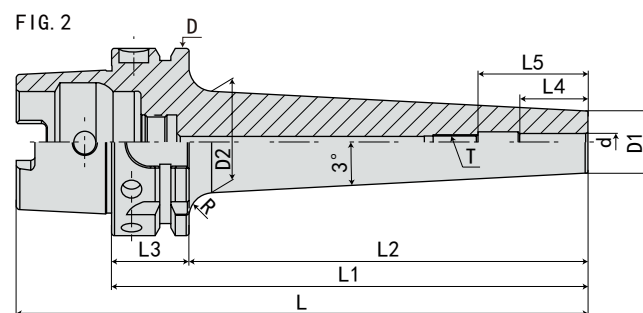
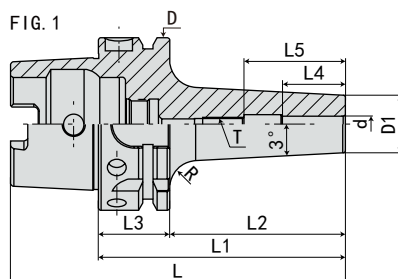
HSK63A-SFS SHRINK CHUCK (3° C SLENDER TYPE)



规格 Model	L	L1	L2	L3	L4	L5	D	D1	D2	d	T	R 大圆弧	FIG	重量 KGS
HSK63A-SFS06- 90	122	90	64	26	26	36	63	12	18	6	M5*0.8P	10	1	0.7
-120	152	120	94	26	26	36	63	12	21	6	M5*0.8P	10	2	0.8
-160	192	160	134	26	26	36	63	12	24	6	M5*0.8P	10	2	0.9
-200	232	200	174	26	26	36	63	12	27	6	M5*0.8P	10	2	1
-250	282	250	224	26	26	36	63	12		6	M5*0.8P	10	2	1.1
-SFS08- 90	122	90	64	26	26	36	63	14	20	8	M6*1.0P	10	1	0.7
-120	152	120	94	26	26	36	63	14	23	8	M6*1.0P	10	2	0.8
-160	192	160	134	26	26	36	63	14	26	8	M6*1.0P	10	2	1
-200	232	200	174	26	26	36	63	14	29	8	M6*1.0P	10	2	1.1
-250	282	250	224	26	26	36	63	14		8	M6*1.0P	10	2	1.2
-SFS10- 90	122	90	64	26	32	42	63	16	22	10	M8*1.0P	10	1	0.8
-120	152	120	94	26	32	42	63	16	25	10	M8*1.0P	10	2	0.9
-160	192	160	134	26	32	42	63	16	28	10	M8*1.0P	10	2	1
-200	232	200	174	26	32	42	63	16	31	10	M8*1.0P	10	2	1.2
-250	282	250	224	26	32	42	63	16		10	M8*1.0P	10	2	1.4
-SFS12- 90	122	90	64	26	37	47	63	18	24	12	M10*1.0P	10	1	0.8
-120	152	120	94	26	37	47	63	18	27	12	M10*1.0P	10	2	0.9
-160	192	160	134	26	37	47	63	18	30	12	M10*1.0P	10	2	1.1
-200	232	200	174	26	37	47	63	18	33	12	M10*1.0P	10	2	1.3
-250	282	250	224	26	37	47	63	18		12	M10*1.0P	10	2	1.5
-SFS14- 90	122	90	64	26	37	47	63	20	26	14	M10*1.0P	10	1	0.8
-120	152	120	94	26	37	47	63	20	29	14	M10*1.0P	10	2	1
-160	192	160	134	26	37	47	63	20	32	14	M10*1.0P	10	2	1.2
-200	232	200	174	26	37	47	63	20	35	14	M10*1.0P	10	2	1.4
-250	282	250	224	26	37	47	63	20		14	M10*1.0P	10	2	1.6
-SFS16- 90	122	90	64	26	40	50	63	22	28	16	M12*1.0P	10	1	0.8
-120	152	120	94	26	40	50	63	22	31	16	M12*1.0P	10	2	1
-160	192	160	134	26	40	50	63	22	34	16	M12*1.0P	10	2	1.2
-200	232	200	174	26	40	50	63	22	37	16	M12*1.0P	10	2	1.5
-250	282	250	224	26	40	50	63	22		16	M12*1.0P	10	2	1.8
-SFS18- 90	122	90	64	26	40	50	63	24	30	18	M12*1.0P	10	1	0.9
-120	152	120	94	26	40	50	63	24	33	18	M12*1.0P	10	2	1
-160	192	160	134	26	40	50	63	24	36	18	M12*1.0P	10	2	1.3
-200	232	200	174	26	40	50	63	24	39	18	M12*1.0P	10	2	1.6
-250	282	250	224	26	40	50	63	24		18	M12*1.0P	10	2	1.9
-SFS20- 90	122	90	64	26	42	52	63	26	32	20	M16*1.0P	10	1	0.9
-120	152	120	94	26	42	52	63	26	35	20	M16*1.0P	10	2	1.1
-160	192	160	134	26	42	52	63	26	38	20	M16*1.0P	10	2	1.4
-200	232	200	174	26	42	52	63	26	41	20	M16*1.0P	10	2	1.7
-250	282	250	224	26	42	52	63	26		20	M16*1.0P	10	2	2

**·HSK100A-SFS 热缩刀柄 (3 度细长型)**

HSK100A-SFS SHRINK CHUCK (3° C SLENDER TYPE)



B

 HSK SHANK SYSTEMS  
 HSK 刀柄系列

规格 Model	L	L1	L2	L3	L4	L5	D	D1	D2	d	T	R 大圆弧	FIG	重量 KGS
HSK100A-SFS06-100	150	100	71	29	26	36	100	12	17	6	M5*0.8P	10	1	2.1
-120	170	120	91	29	26	36	100	12	20	6	M5*0.8P	10	2	2.2
-160	210	160	131	29	26	36	100	12	23	6	M5*0.8P	10	2	2.3
-200	250	200	171	29	26	36	100	12	27	6	M5*0.8P	10	2	2.5
-250	300	250	221	29	26	36	100	12		6	M5*0.8P	10	2	2.7
-SFS08-100	150	100	71	29	26	36	100	14	19	8	M6*1.0P	10	1	2.1
-120	170	120	91	29	26	36	100	14	22	8	M6*1.0P	10	2	2.2
-160	210	160	131	29	26	36	100	14	25	8	M6*1.0P	10	2	2.3
-200	250	200	171	29	26	36	100	14	27	8	M6*1.0P	10	2	2.5
-250	300	250	221	29	26	36	100	14		8	M6*1.0P	10	2	2.7
-SFS10-100	150	100	71	29	32	42	100	16	21	10	M8*1.0P	10	1	2.1
-120	170	120	91	29	32	42	100	16	24	10	M8*1.0P	10	2	2.2
-160	210	160	131	29	32	42	100	16	27	10	M8*1.0P	10	2	2.4
-200	250	200	171	29	32	42	100	16	31	10	M8*1.0P	10	2	2.5
-250	300	250	221	29	32	42	100	16		10	M8*1.0P	10	2	2.6
-SFS12-100	150	100	71	29	37	47	100	18	24	12	M10*1.0P	10	1	2.1
-120	170	120	91	29	37	47	100	18	26	12	M10*1.0P	10	2	2.3
-160	210	160	131	29	37	47	100	18	29	12	M10*1.0P	10	2	2.5
-200	250	200	171	29	37	47	100	18	32	12	M10*1.0P	10	2	2.6
-250	300	250	221	29	37	47	100	18		12	M10*1.0P	10	2	2.7
-SFS14-100	150	100	71	29	37	47	100	20	26	14	M10*1.0P	10	1	2.2
-120	170	120	91	29	37	47	100	20	28	14	M10*1.0P	10	2	2.3
-160	210	160	131	29	37	47	100	20	30	14	M10*1.0P	10	2	2.5
-200	250	200	171	29	37	47	100	20	34	14	M10*1.0P	10	2	2.7
-250	300	250	221	29	37	47	100	20		14	M10*1.0P	10	2	2.9
-SFS16-100	150	100	71	29	40	50	100	22	28	16	M12*1.0P	10	1	2.2
-120	170	120	91	29	40	50	100	22	30	16	M12*1.0P	10	2	2.3
-160	210	160	131	29	40	50	100	22	32	16	M12*1.0P	10	2	2.6
-200	250	200	171	29	40	50	100	22	34	16	M12*1.0P	10	2	2.8
-250	300	250	221	29	40	50	100	22		16	M12*1.0P	10	2	3
-SFS18-100	150	100	71	29	40	50	100	24	30	18	M12*1.0P	10	1	2.3
-120	170	120	91	29	40	50	100	24	32	18	M12*1.0P	10	2	2.4
-160	210	160	131	29	40	50	100	24	36	18	M12*1.0P	10	2	2.7
-200	250	200	171	29	40	50	100	24	40	18	M12*1.0P	10	2	3
-250	300	250	221	29	40	50	100	24		18	M12*1.0P	10	2	3.3
-SFS20-100	150	100	71	29	42	52	100	27	34	20	M16*1.0P	10	1	2.3
-120	170	120	91	29	42	52	100	27	35	20	M16*1.0P	10	2	2.4
-160	210	160	131	29	42	52	100	27	42	20	M16*1.0P	10	2	2.8
-200	250	200	171	29	42	52	100	27	49	20	M16*1.0P	10	2	3.2
-250	300	250	221	29	42	52	100	27		20	M16*1.0P	10	2	3.6

·HSK25E-SFS 热缩刀柄 (3度细长型)

HSK25E-SFS SHRINK CHUCK (3° C SLENDER TYPE)



FIG. 1

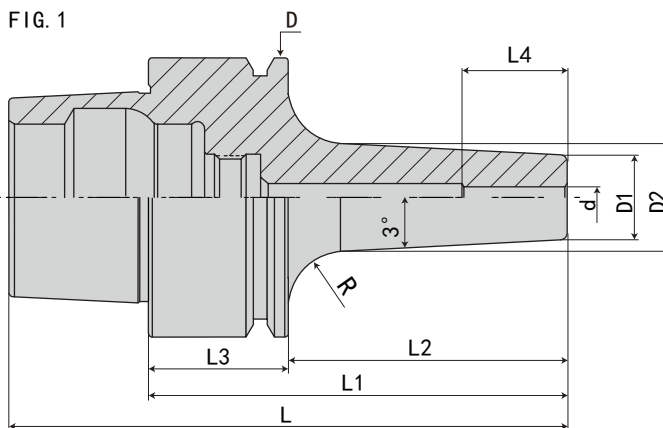
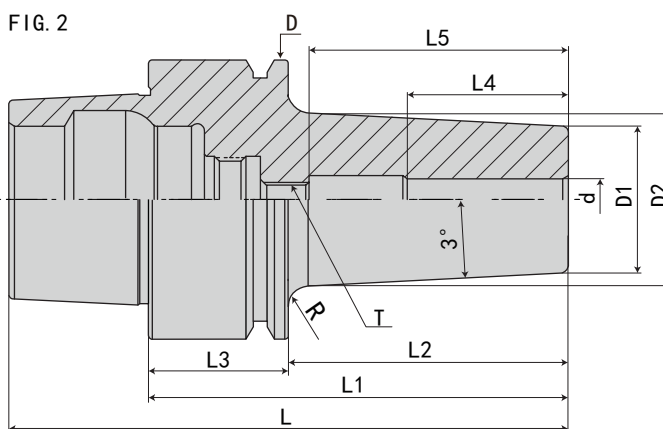


FIG. 2



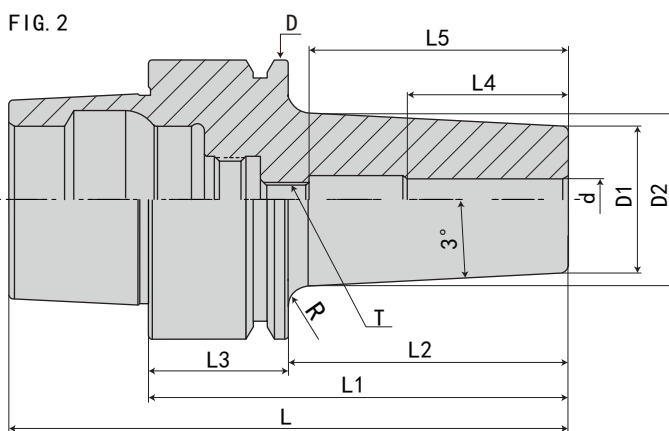
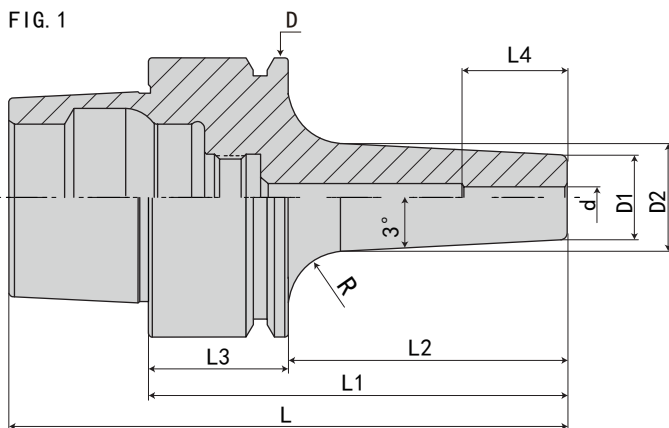
规格 Model	L	L1	L2	L3	L4	L5	D	D1	D2	d	T	R 大圆弧	FIG	重量 KGS
HSK25E-SFS03-45	58	45	35	10	12	-	25	9	12.5	3	-	10	1	0.1
-55	68	55	45	10	12	-	25	9	13.5	3	-	10	1	0.15
-70	83	70	60	10	12	-	25	9	15	3	-	10	1	0.2
-SFS04-45	58	45	35	10	16	-	25	10	13.5	4	-	10	1	0.1
-55	68	55	45	10	16	-	25	10	14.5	4	-	10	1	0.15
-70	83	70	60	10	16	-	25	10	16	4	-	10	1	0.2
-SFS05-45	58	45	35	10	18	-	25	11	14.5	5	-	10	1	0.1
-55	68	55	45	10	18	-	25	11	15.5	5	-	10	1	0.15
-70	83	70	60	10	18	-	25	11	17	5	-	10	1	0.2
-SFS06-45	58	45	35	10	26	36	25	12	15.5	6	M5*0.8P	10	2	0.15
-70	83	70	60	10	26	36	25	12	18	6	M5*0.8P	10	2	0.2
-SFS08-50	63	50	40	10	26	36	25	14	18	8	M6*1.0P	10	2	0.15
-70	83	70	60	10	26	36	25	14	18	8	M6*1.0P	10	2	0.2
-SFS10-50	63	50	40	10	32	42	25	16	19	10	M8*1.0P	10	2	0.15
-70	83	70	60	10	32	42	25	16	19	10	M8*1.0P	10	2	0.2

规格说明:

HSK25E - SFS - 03 - 45

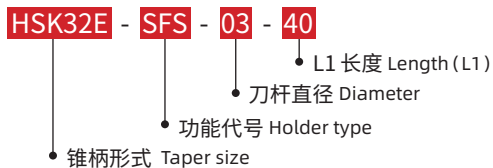
- L1 长度 Length (L1)
- 刀杆直径 Diameter
- 功能代号 Holder type
- 锥柄形式 Taper size

·HSK32E-SFS 热缩刀柄 (3 度细长型)



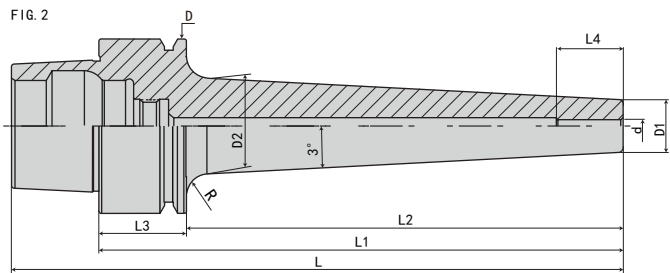
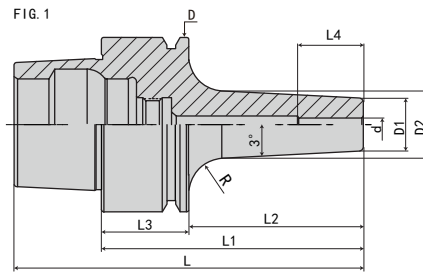
规格 Model	L	L1	L2	L3	L4	L5	D	D1	D2	d	T	R 大圆弧	FIG	重量 KGS
HSK32E-SFS03-40	56	40	20	20	12	-	32	9	13	3	-	10	1	0.15
-70	86	70	50	20	12	-	32	9	16	3	-	10	1	0.2
-SFS04-40	56	40	20	20	16	-	32	10	14	4	-	10	1	0.15
-70	86	70	50	20	16	-	32	10	17	4	-	10	1	0.2
-SFS05-40	56	40	20	20	18	-	32	11	15	5	-	10	1	0.15
-70	86	70	50	20	18	-	32	11	18	5	-	10	1	0.2
-SFS06-50	66	50	30	20	26	36	32	12	17	6	M5*0.8P	10	2	0.2
-80	96	80	60	20	26	36	32	12	20	6	M5*0.8P	10	2	0.3
-SFS08-50	66	50	30	20	26	36	32	14	19	8	M6*1.0P	10	2	0.2
-80	96	80	60	20	26	36	32	14	22	8	M6*1.0P	10	2	0.3
-SFS10-55	71	55	35	20	32	42	32	16	21	10	M8*1.0P	10	2	0.2
-80	96	80	60	20	32	42	32	16	22	10	M8*1.0P	10	2	0.3

规格说明:





·HSK40E-SFS 热缩刀柄 (3°细长型) HSK40E-SFS SHRINK CHUCK (3° C SLENDER TYPE)



规格 Model	L	L1	L2	L3	L4	D	D1	D2	d	R 大圆弧	FIG	重量 KGS
HSK40E-SFS03- 60	80	60	40	20	12	40	9	13	3	10	1	0.3
- 70	90	70	50	20	12	40	9	14	3	10	1	0.3
- 80	100	80	60	20	12	40	9	15	3	10	1	0.3
-120	140	120	100	20	12	40	9	18	3	10	2	0.4
-140	160	140	120	20	12	40	9	21	3	10	2	0.6
-SFS04- 60	80	60	40	20	16	40	10	14	4	10	1	0.3
- 70	90	70	50	20	16	40	10	15	4	10	1	0.3
- 80	100	80	60	20	16	40	10	16	4	10	1	0.3
-120	140	120	100	20	16	40	10	19	4	10	2	0.4
-140	160	140	120	20	16	40	10	22	4	10	2	0.6
-SFS05- 60	80	60	40	20	18	40	11	15	5	10	1	0.3
- 70	90	70	50	20	18	40	11	16	5	10	1	0.3
- 80	100	80	60	20	18	40	11	17	5	10	1	0.3
-120	140	120	100	20	18	40	11	20	5	10	2	0.6
-140	160	140	120	20	18	40	11	23	5	10	2	0.8

规格说明:

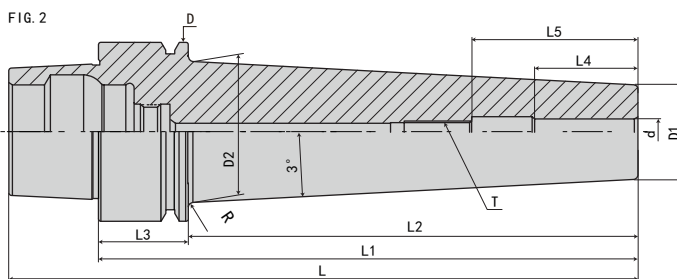
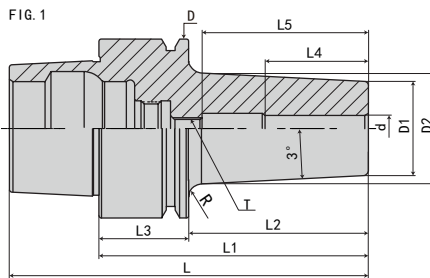
HSK40E - SFS - 03 - 60

- L1 长度 Length (L1)
- 刀杆直径 Diameter
- 功能代号 Holder type
- 锥柄形式 Taper size



**·HSK40E-SFS 热缩刀柄 (3°细长型)**

HSK40E-SFS SHRINK CHUCK (3° C SLENDER TYPE)



规格 Model	L	L1	L2	L3	L4	L5	D	D1	D2	d	T	R 大圆弧	FIG	重量 KGS
HSK40E-SFS06- 60	80	60	40	20	26	36	40	12	16	6	M5*0.8P	10	1	0.3
- 70	90	70	50	20	26	36	40	12	17	6	M5*0.8P	10	1	0.3
- 80	100	80	60	20	26	36	40	12	18	6	M5*0.8P	10	1	0.3
-120	140	120	100	20	26	36	40	12	21	6	M5*0.8P	10	2	0.8
-140	160	140	120	20	26	36	40	12	24	6	M5*0.8P	10	2	1
-SFS08- 60	80	60	40	20	26	36	40	14	18	8	M6*1.0P	10	1	0.3
- 70	90	70	50	20	26	36	40	14	19	8	M6*1.0P	10	1	0.3
- 80	100	80	60	20	26	36	40	14	20	8	M6*1.0P	10	1	0.3
-120	140	120	100	20	26	36	40	14	23	8	M6*1.0P	10	2	0.8
-140	160	140	120	20	26	36	40	14	26	8	M6*1.0P	10	2	1
-SFS10- 60	80	60	40	20	32	42	40	16	20	10	M8*1.0P	10	1	0.3
- 70	90	70	50	20	32	42	40	16	21	10	M8*1.0P	10	1	0.3
- 80	100	80	60	20	32	42	40	16	22	10	M8*1.0P	10	1	0.3
-120	140	120	100	20	32	42	40	16	25	10	M8*1.0P	10	2	0.8
-140	160	140	120	20	32	42	40	16	28	10	M8*1.0P	10	2	1
-SFS12- 60	80	60	40	20	37	47	40	18	22	12	M10*1.0P	10	1	0.3
- 70	90	70	50	20	37	47	40	18	23	12	M10*1.0P	10	1	0.3
- 80	100	80	60	20	37	47	40	18	24	12	M10*1.0P	10	1	0.4
-120	140	120	100	20	37	47	40	18	27	12	M10*1.0P	10	2	0.8
-140	160	140	120	20	37	47	40	18	30	12	M10*1.0P	10	2	1
-SFS14- 60	80	60	40	20	37	47	40	20	24	14	M10*1.0P	10	1	0.4
- 70	90	70	50	20	37	47	40	20	25	14	M10*1.0P	10	1	0.4
- 80	100	80	60	20	37	47	40	20	26	14	M10*1.0P	10	1	0.4
-SFS16- 60	80	60	40	20	40	50	40	22	26	16	M12*1.0P	10	1	0.4
- 70	90	70	50	20	40	50	40	22	27	16	M12*1.0P	10	1	0.4
- 80	100	80	60	20	40	50	40	22	28	16	M12*1.0P	10	1	0.5

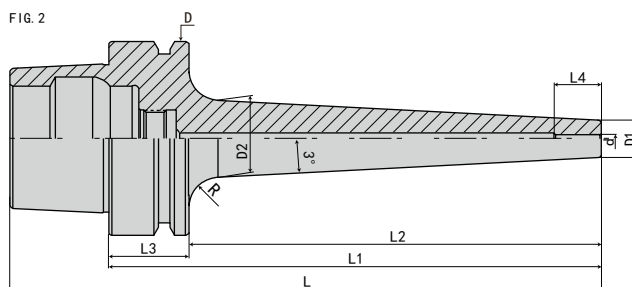
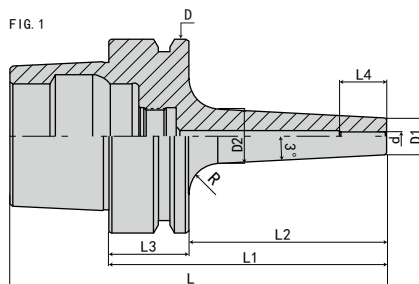
规格说明:

**HSK40E - SFS - 06 - 60**

- HSK40E 锥柄形式 Taper size
- SFS 功能代号 Holder type
- 06 L1 长度 Length (L1)
- 60 刀杆直径 Diameter

·HSK50E-SFS 热缩刀柄 (3°细长型)

HSK50E-SFS SHRINK CHUCK (3° C SLENDER TYPE)



规格 Model	L	L1	L2	L3	L4	D	D1	D2	d	R 大圆弧	FIG	重量 KGS
<b>HSK50E-SFS03- 70</b>	95	70	44	26	12	50	9	14	3	10	1	0.5
- 80	105	80	54	26	12	50	9	15	3	10	1	0.6
-100	125	100	74	26	12	50	9	17	3	10	2	0.8
-120	145	120	94	26	12	50	9	18	3	10	2	1
-150	175	150	124	26	12	50	9	21	3	10	2	1.2
<b>-SFS04- 70</b>	95	70	44	26	16	50	10	15	4	10	1	0.5
- 80	105	80	54	26	16	50	10	16	4	10	1	0.6
-100	125	100	74	26	16	50	10	18	4	10	2	0.8
-120	145	120	94	26	16	50	10	19	4	10	2	1
-150	175	150	124	26	16	50	10	22	4	10	2	1.2
<b>-SFS05- 70</b>	95	70	44	26	18	50	11	16	5	10	1	0.5
- 80	105	80	54	26	18	50	11	17	5	10	1	0.6
-100	125	100	74	26	18	50	11	19	5	10	2	0.8
-120	145	120	94	26	18	50	11	20	5	10	2	1
-150	175	150	124	26	18	50	11	23	5	10	2	1.2

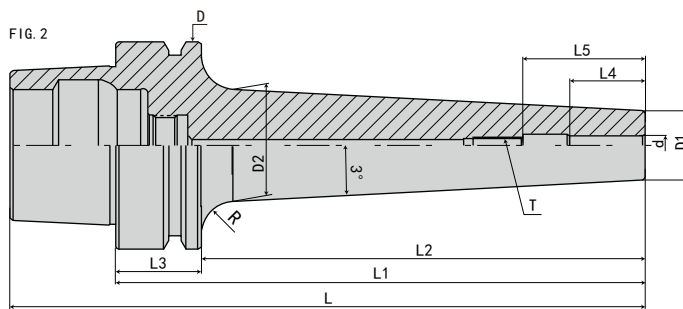
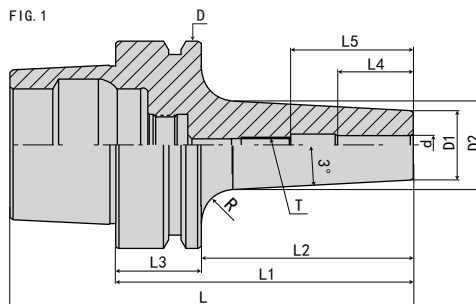
规格说明:

**HSK50E** - **SFS** - **03** - **70**

- L1 长度 Length (L1)
- 刀杆直径 Diameter
- 功能代号 Holder type
- 锥柄形式 Taper size

**·HSK50E-SFS 热缩刀柄 (3°细长型)**

HSK50E-SFS SHRINK CHUCK (3° C SLENDER TYPE)



规格 Model	L	L1	L2	L3	L4	L5	D	D1	D2	d	T	R 大圆弧	FIG	重量 KGS
<b>HSK50E-SFS06- 70</b>	95	70	44	26	26	36	50	12	17	6	M5*0.8P	10	1	0.5
- 80	105	80	54	26	26	36	50	12	18	6	M5*0.8P	10	1	0.6
-100	125	100	74	26	26	36	50	12	20	6	M5*0.8P	10	2	0.8
-120	145	120	94	26	26	36	50	12	21	6	M5*0.8P	10	2	1
-150	175	150	124	26	26	36	50	12	24	6	M5*0.8P	10	2	1.2
<b>-SFS08- 70</b>	95	70	44	26	26	36	50	14	19	8	M6*1.0P	10	1	0.5
-80	105	80	54	26	26	36	50	14	20	8	M6*1.0P	10	1	0.6
-100	125	100	74	26	26	36	50	14	22	8	M6*1.0P	10	2	0.8
-120	145	120	94	26	26	36	50	14	23	8	M6*1.0P	10	2	1
-150	175	150	124	26	26	36	50	14	26	8	M6*1.0P	10	2	1.2
<b>-SFS10- 70</b>	95	70	44	26	32	42	50	16	21	10	M8*1.0P	10	1	0.5
- 80	105	80	54	26	32	42	50	16	22	10	M8*1.0P	10	1	0.6
-100	125	100	74	26	32	42	50	16	24	10	M8*1.0P	10	2	0.8
-120	145	120	94	26	32	42	50	16	25	10	M8*1.0P	10	2	1
-150	175	150	124	26	32	42	50	16	28	10	M8*1.0P	10	2	1.2
<b>-SFS12- 70</b>	95	70	44	26	37	47	50	18	23	12	M10*1.0P	10	1	0.5
- 80	105	80	54	26	37	47	50	18	24	12	M10*1.0P	10	1	0.6
-100	125	100	74	26	37	47	50	18	26	12	M10*1.0P	10	2	0.8
-120	145	120	94	26	37	47	50	18	27	12	M10*1.0P	10	2	1
-150	175	150	124	26	37	47	50	18	30	12	M10*1.0P	10	2	1.2

规格说明:

**HSK50E - SFS - 06 - 70**

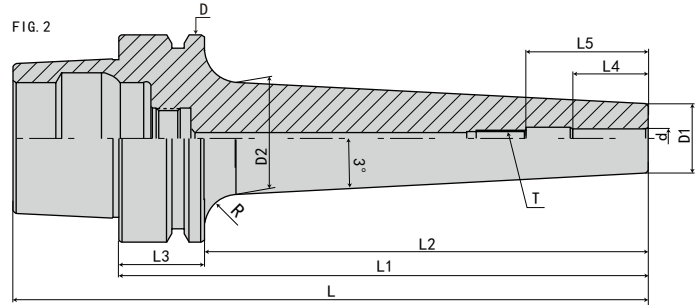
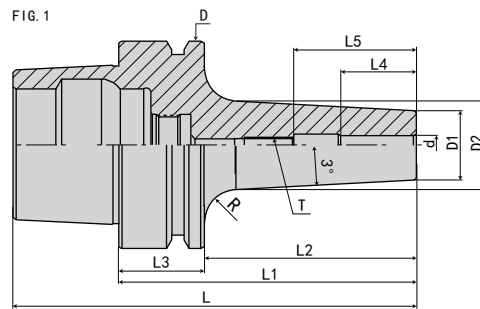
- L1 长度 Length (L1)
- 刀杆直径 Diameter
- 功能代号 Holder type
- 锥柄形式 Taper size

B

 HSK SHANK SYSTEMS  
 HSK 刀柄系列

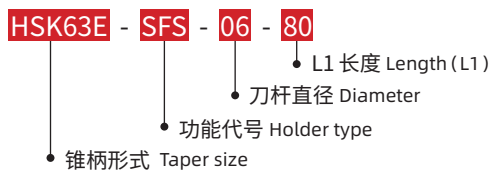
·HSK63E-SFS 热缩刀柄 (3 度细长型)

HSK63E-SFS SHRINK CHUCK (3° C SLENDER TYPE)



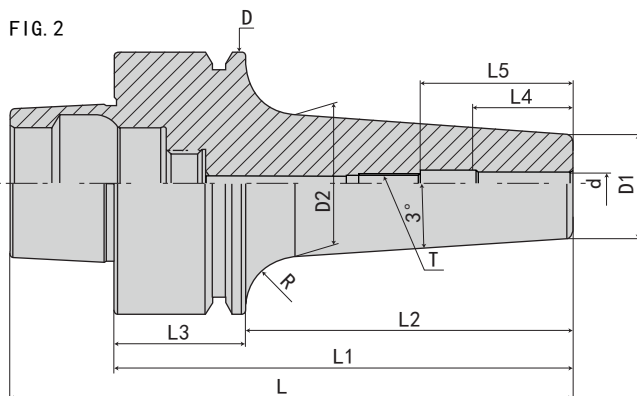
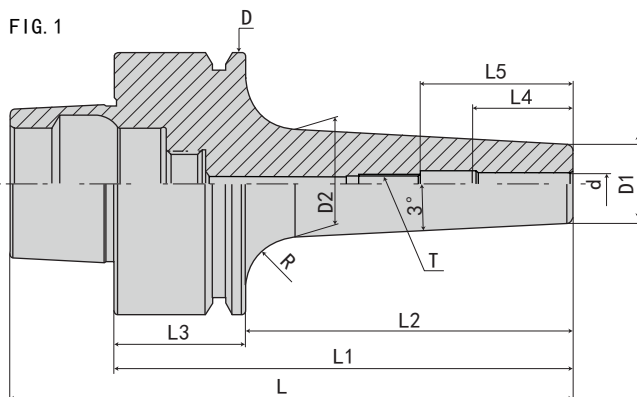
规格 Model	L	L1	L2	L3	L4	L5	D	D1	D2	d	T	R 大圆弧	FIG	重量 KGS
HSK63E-SFS06- 80	112	80	54	26	26	36	63	12	18	6	M5*0.8P	10	1	0.8
-120	152	120	94	26	26	36	63	12	22	6	M5*0.8P	10	2	0.9
-SFS08- 80	112	80	54	26	26	36	63	14	20	8	M6*1.0P	10	1	0.8
-120	152	120	94	26	26	36	63	14	24	8	M6*1.0P	10	2	0.9
-SFS10- 80	112	80	54	26	32	42	63	16	22	10	M8*1.0P	10	1	0.8
-120	152	120	94	26	32	42	63	16	26	10	M8*1.0P	10	2	0.9
-SFS12- 80	112	80	54	26	37	47	63	18	24	12	M10*1.0P	10	1	0.9
-120	152	120	94	26	37	47	63	18	28	12	M10*1.0P	10	2	1

规格说明:



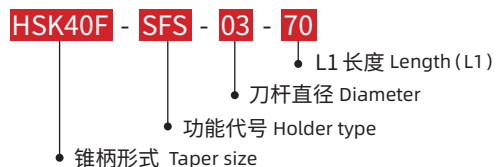
·HSK40F-SFS 热缩刀柄 (3度细长型)

HSK40F-SFS SHRINK CHUCK (3° C SLENDER TYPE)



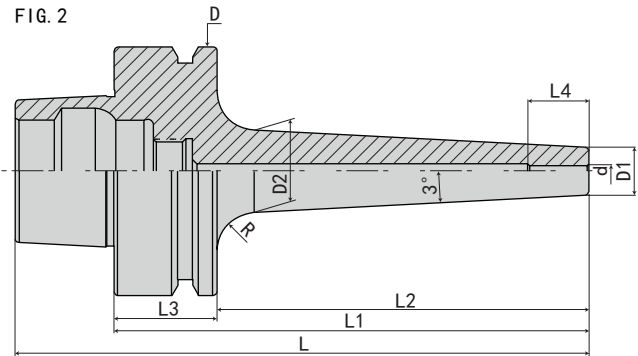
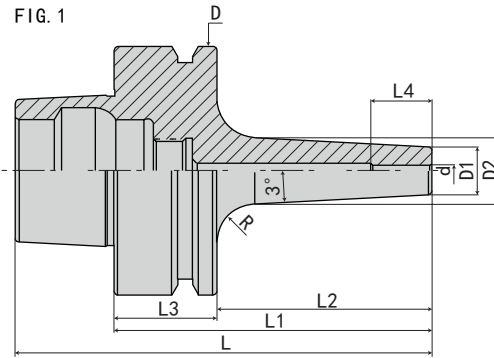
规格 Model	L	L1	L2	L3	L4	L5	D	D1	D2	d	T	R 大圆弧	FIG	重量 KGS
HSK40F-SFS03-70	90	70	50	20	12	-	40	9	14	3	-	10	1	0.4
-SFS04-70	90	70	50	20	16	-	40	10	15	4	-	10	1	0.4
-SFS05-70	90	70	50	20	18	-	40	11	16	5	-	10	1	0.4
-SFS06-70	90	70	50	20	26	36	40	12	17	6	M5*0.8P	10	2	0.4
-SFS08-70	90	70	50	20	26	36	40	14	19	8	M6*1.0P	10	2	0.4
-SFS10-70	90	70	50	20	32	42	40	16	22	10	M8*1.0P	10	2	0.5
-SFS12-70	90	70	50	20	37	47	40	18	24	12	M10*1.0P	10	2	0.5

规格说明:



·HSK63F-SFS 热缩刀柄 (3度细长型)

HSK63F-SFS SHRINK CHUCK (3° C SLENDER TYPE)



规格 Model	L	L1	L2	L3	L4	D	D1	D2	d	R 大圆弧	FIG	重量 KGS
HSK63F-SFS03- 80	105	80	54	26	12	63	9	14	3	10	1	0.7
-120	145	120	94	26	12	63	9	16	3	10	2	0.8
-160	185	160	134	26	12	63	9	19	3	10	2	0.9
-SFS04- 80	105	80	54	26	16	63	10	15	4	10	1	0.7
-120	145	120	94	26	16	63	10	17	4	10	2	0.8
-160	185	160	134	26	16	63	10	20	4	10	2	0.9
-SFS05- 80	105	80	54	26	18	63	11	16	5	10	1	0.8
-120	145	120	94	26	18	63	11	18	5	10	2	0.8
-160	185	160	134	26	18	63	11	21	5	10	2	0.9

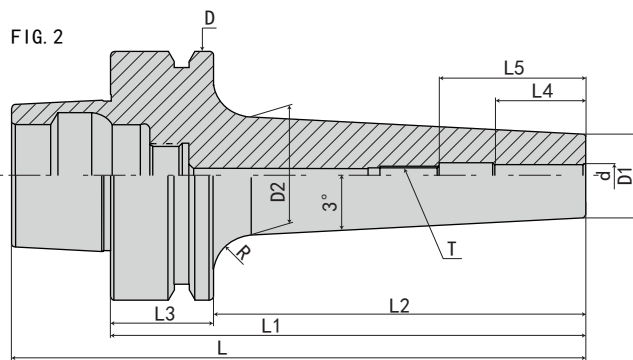
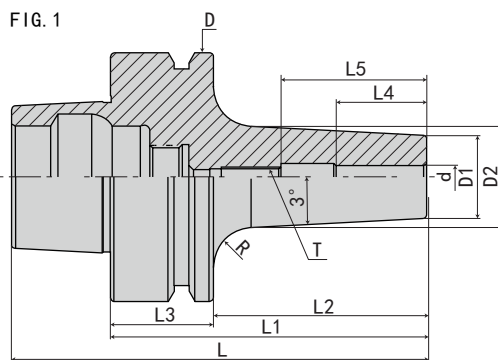
规格说明:

HSK63F - SFS - 03 - 80

- L1 长度 Length (L1)
- 刀杆直径 Diameter
- 功能代号 Holder type
- 锥柄形式 Taper size

**·HSK63F-SFS 热缩刀柄 (3 度细长型)**

HSK63F-SFS SHRINK CHUCK (3° C SLENDER TYPE)



规格 Model	L	L1	L2	L3	L4	L5	D	D1	D2	d	T	R 大圆弧	FIG	重量 KGS
<b>HSK63F-SFS06- 80</b>	105	80	54	26	26	36	63	12	17	6	M5*0.8P	10	1	0.8
-120	145	120	94	26	26	36	63	12	21	6	M5*0.8P	10	2	0.9
-160	185	160	134	26	26	36	63	12	24	6	M5*0.8P	10	2	1
<b>-SFS08- 80</b>	105	80	54	26	26	36	63	14	19	8	M6*1.0P	10	1	0.8
-120	145	120	94	26	26	36	63	14	23	8	M6*1.0P	10	2	0.9
-160	185	160	134	26	26	36	63	14	24	8	M6*1.0P	10	2	1
<b>-SFS10- 85</b>	110	85	59	26	32	42	63	16	22	10	M8*1.0P	10	1	0.8
-120	145	120	94	26	32	42	63	16	25	10	M8*1.0P	10	2	0.9
-160	185	160	134	26	32	42	63	16	28	10	M8*1.0P	10	2	1
<b>-SFS12- 90</b>	115	90	64	26	37	47	63	18	24	12	M10*1.0P	10	1	0.8
-120	145	120	94	26	37	47	63	18	27	12	M10*1.0P	10	2	1
-160	185	160	134	26	37	47	63	18	30	12	M10*1.0P	10	2	1.2
<b>-SFS14- 90</b>	115	90	64	26	37	47	63	20	26	14	M10*1.0P	10	1	0.8
-120	145	120	94	26	37	47	63	20	29	14	M10*1.0P	10	2	1
-160	185	160	134	26	37	47	63	20	32	14	M10*1.0P	10	2	1.2
<b>-SFS16- 95</b>	120	95	69	26	40	50	63	22	29	16	M12*1.0P	10	1	0.9
-120	145	120	94	26	40	50	63	22	31	16	M12*1.0P	10	2	1
-160	185	160	134	26	40	50	63	22	34	16	M12*1.0P	10	2	1.3
<b>-SFS18- 95</b>	120	95	69	26	40	50	63	24	31	18	M12*1.0P	10	1	0.9
-120	145	120	94	26	40	50	63	24	33	18	M12*1.0P	10	2	1
-160	185	160	134	26	40	50	63	24	36	18	M12*1.0P	10	2	1.4
<b>-SFS20-100</b>	125	100	74	26	42	52	63	27	34	20	M16*1.0P	10	1	1
-120	145	120	94	26	42	52	63	27	36	20	M16*1.0P	10	2	1.1
-160	185	160	134	26	42	52	63	27	38	20	M16*1.0P	10	2	1.5

规格说明:

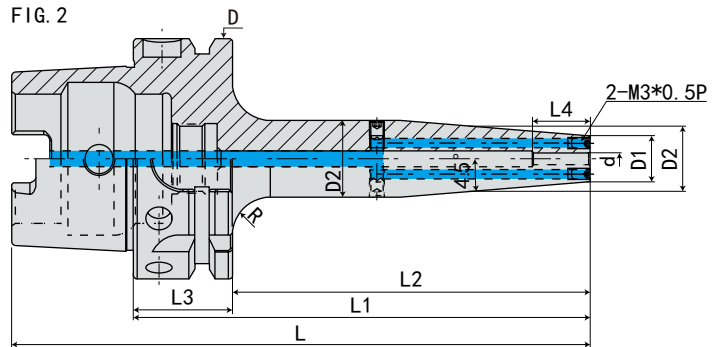
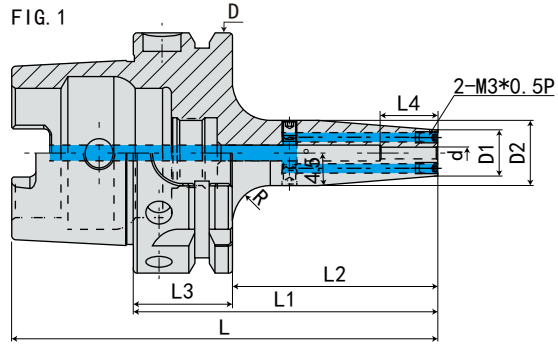
**HSK63F - SFS - 06 - 80**

- L1 长度 Length (L1)
- 刀杆直径 Diameter
- 功能代号 Holder type
- 锥柄形式 Taper size

B

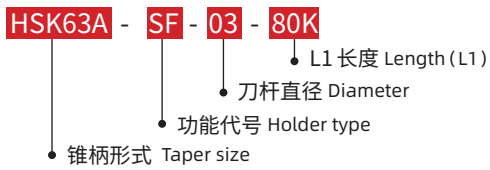
 HSK SHANK SYSTEMS  
 HSK 刀柄系列

·HSK63A-SFK 热缩刀柄 (4.5 度通水型) HSK63A-SFK SHRINK CHUCK (4.5° SHRINK-FIT COOLANT TYPE)



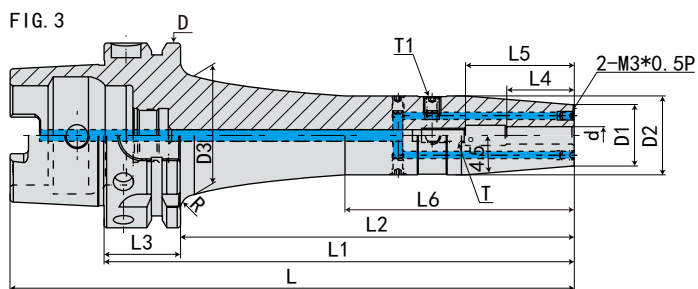
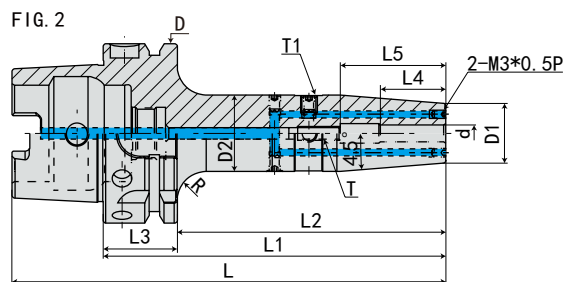
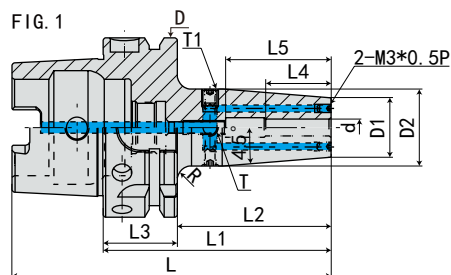
规格 Model	L	L1	L2	L3	L4	D	D1	D2	d	R	FIG	重量 KGS
HSK63A-SF03- 80K	112	80	54	26	12	63	14	20	3	5	1	0.7
-120K	152	120	94	26	12	63	14	20	3	5	2	1.1
-160K	192	160	134	26	12	63	14	20	3	5	2	1.3
-SF04- 80K	112	80	54	26	16	63	14	20	4	5	1	0.7
-120K	152	120	94	26	16	63	14	20	4	5	2	1.1
-160K	192	160	134	26	16	63	14	20	4	5	2	1.3
-SF05- 80K	112	80	54	26	18	63	14	20	5	5	1	0.7
-120K	152	120	94	26	18	63	14	20	5	5	2	1.1
-160K	192	160	134	26	18	63	14	20	5	5	2	1.3

规格说明:





**·HSK63A-SFK 热缩刀柄 (4.5 度通水型)** HSK63A-SFK SHRINK CHUCK (4.5° SHRINK-FIT COOLANT TYPE)



规格 Model	L	L1	L2	L3	L4	L5	L6	D	D1	D2	D3	d	T	T1	R	FIG	重量 KGS
<b>HSK63A-SF06- 80K</b>	112	80	54	26	26	36	-	63	21	27	-	6	M5*0.8P	M6*1.0P	5	1	0.8
-120K	152	120	94	26	26	36	-	63	21	27	-	6	M5*0.8P	M6*1.0P	10	2	1.1
-160K	192	160	134	26	26	36	78	63	21	27	41	6	M5*0.8P	M6*1.0P	5	3	1.4
-200K	232	200	174	26	26	36	118	63	21	27	41	6	M5*0.8P	M6*1.0P	5	3	1.7
<b>-SF08- 80K</b>	112	80	54	26	26	36	-	63	21	27	-	8	M6*1.0P	M6*1.0P	5	1	0.8
-120K	152	120	94	26	26	36	-	63	21	27	-	8	M6*1.0P	M6*1.0P	10	2	1.1
-160K	192	160	134	26	26	36	78	63	21	27	41	8	M6*1.0P	M6*1.0P	5	3	1.4
-200K	232	200	174	26	26	36	118	63	21	27	41	8	M6*1.0P	M6*1.0P	5	3	1.7
<b>-SF10- 85K</b>	117	85	59	26	32	42	-	63	24	32	-	10	M8*1.0P	M6*1.0P	2	1	0.9
-120K	152	120	94	26	32	42	-	63	24	32	-	10	M8*1.0P	M6*1.0P	10	2	1.2
-160K	192	160	134	26	32	42	78	63	24	32	40	10	M8*1.0P	M6*1.0P	5	3	1.5
-200K	232	200	174	26	32	42	118	63	24	32	40	10	M8*1.0P	M6*1.0P	5	3	1.8
<b>-SF12- 90K</b>	122	90	64	26	37	47	-	63	24	32	-	12	M10*1.0P	M6*1.0P	2	1	0.9
-120K	152	120	94	26	37	47	-	63	24	32	-	12	M10*1.0P	M6*1.0P	10	2	1.2
-160K	192	160	134	26	37	47	78	63	24	32	40	12	M10*1.0P	M6*1.0P	5	3	1.5
-200K	232	200	174	26	37	47	118	63	24	32	40	12	M10*1.0P	M6*1.0P	5	3	1.8
<b>-SF14- 90K</b>	122	90	64	26	37	47	-	63	27	34	-	14	M10*1.0P	M6*1.0P	4	1	0.9
-120K	152	120	94	26	37	47	-	63	27	34	-	14	M10*1.0P	M6*1.0P	10	2	1.2
-160K	192	160	134	26	37	47	78	63	27	34	42	14	M10*1.0P	M6*1.0P	3	3	1.5
-200K	232	200	174	26	37	47	118	63	27	34	42	14	M10*1.0P	M6*1.0P	3	3	1.8

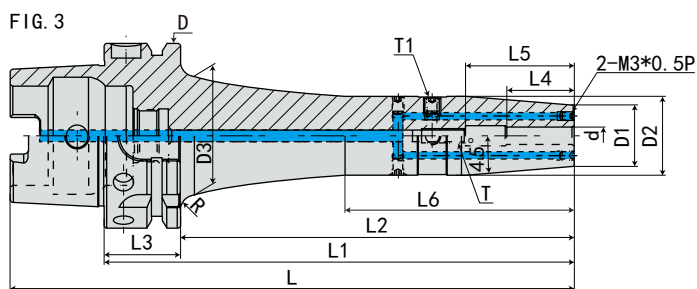
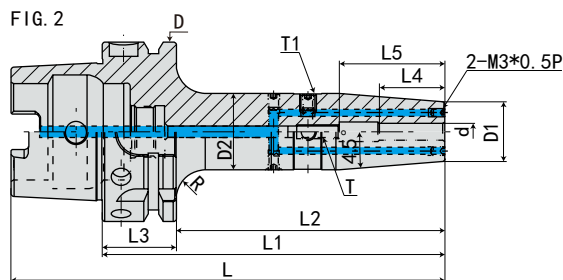
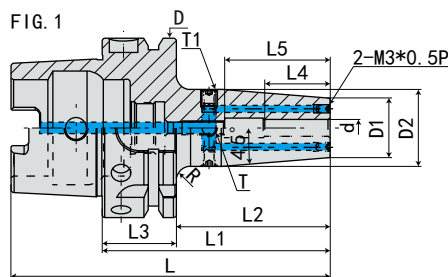
规格说明:

**HSK63A - SF - 06 - 80K**

- L1 长度 Length (L1)
- 刀杆直径 Diameter
- 功能代号 Holder type
- 锥柄形式 Taper size

**-HSK63A-SFK 热缩刀柄 (4.5度通水型)** HSK63A-SFK SHRINK CHUCK (4.5° SHRINK-FIT COOLANT TYPE)

B  
HSK 刀柄系列  
HSK SHANK SYSTEMS



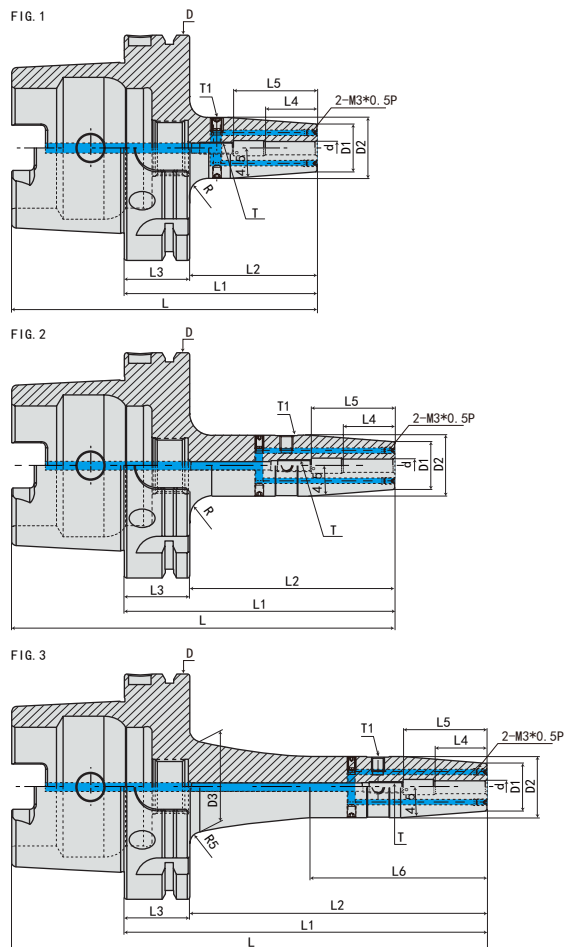
规格 Model	L	L1	L2	L3	L4	L5	L6	D	D1	D2	D3	d	T	T1	R	FIG	重量 KGS
HSK63A-SF16- 95K	127	95	69	26	40	50	-	63	27	34	-	16	M12*1.0P	M6*1.0P	3	1	0.9
-120K	152	120	94	26	40	50	-	63	27	34	-	16	M12*1.0P	M6*1.0P	10	2	1.2
-160K	192	160	134	26	40	50	78	63	27	34	42	16	M12*1.0P	M6*1.0P	3	3	1.5
-200K	232	200	174	26	40	50	118	63	27	34	42	16	M12*1.0P	M6*1.0P	3	3	1.8
-SF18- 95K	127	95	69	26	40	50	-	63	33	42	-	18	M12*1.0P	M6*1.0P	2	1	1.1
-120K	152	120	94	26	40	50	-	63	33	42	-	18	M12*1.0P	M6*1.0P	5	2	1.3
-160K	192	160	134	26	40	50	-	63	33	42	-	18	M12*1.0P	M6*1.0P	5	2	1.6
-200K	232	200	174	26	40	50	-	63	33	42	-	18	M12*1.0P	M6*1.0P	5	2	1.9
-SF20-100K	132	100	74	26	42	52	-	63	33	42	-	20	M16*1.0P	M6*1.0P	2	1	1.1
-120K	152	120	94	26	42	52	-	63	33	42	-	20	M16*1.0P	M6*1.0P	5	2	1.3
-160K	192	160	134	26	42	52	-	63	33	42	-	20	M16*1.0P	M6*1.0P	5	2	1.6
-200K	232	200	174	26	42	52	-	63	33	42	-	20	M16*1.0P	M6*1.0P	5	2	1.9
-SF25-115K	147	115	89	26	48	58	-	63	44	53	-	25	M16*1.0P	M6*1.0P	2	1	1.9
-130K	162	130	104	26	48	58	-	63	44	53	-	25	M16*1.0P	M6*1.0P	2	2	2.1
-160K	192	160	134	26	48	58	-	63	44	53	-	25	M16*1.0P	M6*1.0P	2	2	2.2
-200K	232	200	174	26	48	58	-	63	44	53	-	25	M16*1.0P	M6*1.0P	2	2	2.5
-SF32-120K	152	120	94	26	52	62	-	63	44	53	-	32	M16*1.0P	M6*1.0P	2	1	1.9
-130K	162	130	104	26	52	62	-	63	44	53	-	32	M16*1.0P	M6*1.0P	2	2	2.2
-160K	192	160	134	26	52	62	-	63	44	53	-	32	M16*1.0P	M6*1.0P	2	2	2.3
-200K	232	200	174	26	52	62	-	63	44	53	-	32	M16*1.0P	M6*1.0P	2	2	2.6

规格说明:



·HSK100A-SFK 热缩刀柄 (4.5° 通水型)

HSK100A-SFK SHRINK CHUCK (4.5° SHRINK-FIT COOLANT TYPE)



规格 Model	L	L1	L2	L3	L4	L5	L6	D	D1	D2	D3	d	T	T1	R	FIG	重量 KGS
<b>HSK100A-SF06-85K</b>	135	85	56	29	26	36	-	100	21	27	-	6	M5*0.8P	M6*1.0P	5	1	2.2
-120K	170	120	91	29	26	36	-	100	21	27	-	6	M5*0.8P	M6*1.0P	10	2	2.5
-160K	210	160	131	29	26	36	78	100	21	27	41	6	M5*0.8P	M6*1.0P	5	3	2.8
-200K	250	200	171	29	26	36	118	100	21	27	41	6	M5*0.8P	M6*1.0P	5	3	3.1
<b>-SF08-85K</b>	135	85	56	29	26	36	-	100	21	27	-	8	M6*1.0P	M6*1.0P	5	1	2.2
-120K	170	120	91	29	26	36	-	100	21	27	-	8	M6*1.0P	M6*1.0P	10	2	2.5
-160K	210	160	131	29	26	36	78	100	21	27	41	8	M6*1.0P	M6*1.0P	5	3	2.8
-200K	250	200	171	29	26	36	118	100	21	27	41	8	M6*1.0P	M6*1.0P	5	3	3.1
<b>-SF10-90K</b>	140	90	61	29	32	42	-	100	24	32	-	10	M8*1.0P	M6*1.0P	5	1	2.3
-120K	170	120	91	29	32	42	-	100	24	32	-	10	M8*1.0P	M6*1.0P	10	2	2.6
-160K	210	160	131	29	32	42	78	100	24	32	40	10	M8*1.0P	M6*1.0P	5	3	2.9
-200K	250	200	171	29	32	42	118	100	24	32	40	10	M8*1.0P	M6*1.0P	5	3	3.2
<b>-SF12-95K</b>	145	95	66	29	37	47	-	100	24	32	-	12	M10*1.0P	M6*1.0P	5	1	2.3
-120K	170	120	91	29	37	47	-	100	24	32	-	12	M10*1.0P	M6*1.0P	10	2	2.6
-160K	210	160	131	29	37	47	78	100	24	32	40	12	M10*1.0P	M6*1.0P	5	3	2.9
-200K	250	200	171	29	37	47	118	100	24	32	40	12	M10*1.0P	M6*1.0P	5	3	3.2
<b>-SF14-95K</b>	145	95	66	29	37	47	-	100	27	34	-	14	M10*1.0P	M6*1.0P	5	1	2.3
-120K	170	120	91	29	37	47	-	100	27	34	-	14	M10*1.0P	M6*1.0P	10	2	2.6
-160K	210	160	131	29	37	47	78	100	27	34	42	14	M10*1.0P	M6*1.0P	5	3	2.9
-200K	250	200	171	29	37	47	118	100	27	34	42	14	M10*1.0P	M6*1.0P	5	3	3.2

规格说明:

**HSK100A - SF - 06 - 85K**

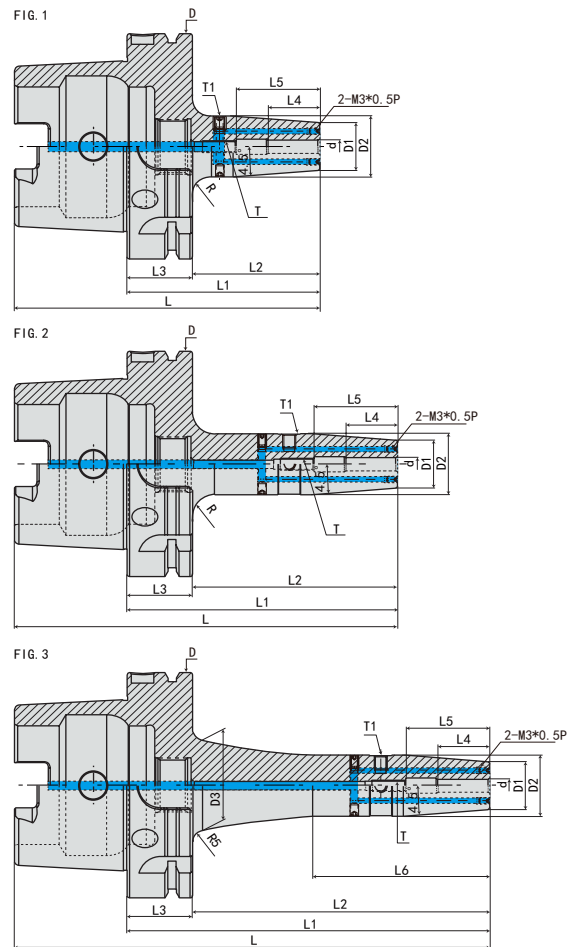
- L1 长度 Length (L1)
- 刀杆直径 Diameter
- 功能代号 Holder type
- 锥柄形式 Taper size

B  
HSK SHANK SYSTEMS  
HSK 刀柄系列

·HSK100A-SFK 热缩刀柄 (4.5° 通水型)

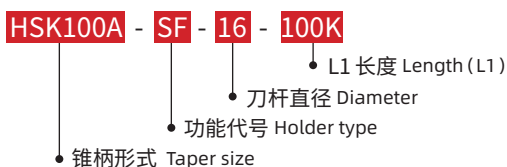
HSK100A-SFK SHRINK CHUCK (4.5° SHRINK-FIT COOLANT TYPE)

B HSK 刀柄系列  
HSK SHANK SYSTEMS



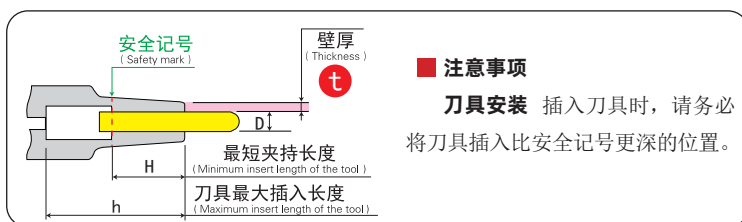
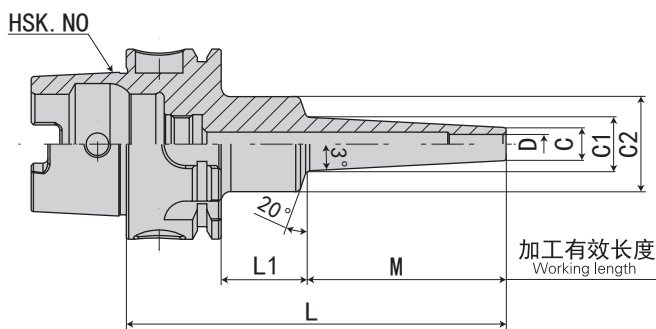
规格 Model	L	L1	L2	L3	L4	L5	L6	D	D1	D2	D3	d	T	T1	R	FIG	重量 KGS
HSK100A-SF16-100K	150	100	71	29	40	50	-	100	27	34	-	16	M12*1.0P	M6*1.0P	5	1	2.3
-120K	170	120	91	29	40	50	-	100	27	34	-	16	M12*1.0P	M6*1.0P	10	2	2.6
-160K	210	160	131	29	40	50	78	100	27	34	42	16	M12*1.0P	M6*1.0P	5	3	2.9
-200K	250	200	171	29	40	50	118	100	27	34	42	16	M12*1.0P	M6*1.0P	5	3	3.2
-SF18-100K	150	100	71	29	40	50	-	100	33	42	-	18	M12*1.0P	M6*1.0P	5	1	2.4
-120K	170	120	91	29	40	50	-	100	33	42	-	18	M12*1.0P	M6*1.0P	10	2	2.7
-160K	210	160	131	29	40	50	78	100	33	42	-	18	M12*1.0P	M6*1.0P	5	3	3.1
-200K	250	200	171	29	40	50	118	100	33	42	-	18	M12*1.0P	M6*1.0P	5	3	3.5
-SF20-105K	155	105	76	29	42	52	-	100	33	42	-	20	M16*1.0P	M6*1.0P	5	1	2.4
-120K	170	120	91	29	42	52	-	100	33	42	-	20	M16*1.0P	M6*1.0P	10	2	2.7
-160K	210	160	131	29	42	52	78	100	33	42	-	20	M16*1.0P	M6*1.0P	5	3	3.1
-200K	250	200	171	29	42	52	118	100	33	42	-	20	M16*1.0P	M6*1.0P	5	3	3.5
-SF25-115K	165	115	86	29	48	58	-	100	44	53	-	25	M16*1.0P	M6*1.0P	5	1	3.2
-130K	180	130	101	29	48	58	-	100	44	53	-	25	M16*1.0P	M6*1.0P	10	2	3.4
-160K	210	160	131	29	48	58	78	100	44	53	-	25	M16*1.0P	M6*1.0P	5	3	3.6
-200K	250	200	171	29	48	58	118	100	44	53	-	25	M16*1.0P	M6*1.0P	5	3	3.8
-SF32-120K	170	120	91	29	52	62	-	100	44	53	-	32	M16*1.0P	M6*1.0P	5	1	3.2
-140K	190	140	111	29	52	62	-	100	44	53	-	32	M16*1.0P	M6*1.0P	10	2	3.4
-160K	210	160	131	29	52	62	78	100	44	53	-	32	M16*1.0P	M6*1.0P	5	3	3.6
-200K	250	200	171	29	52	62	118	100	44	53	-	32	M16*1.0P	M6*1.0P	5	3	3.8

规格说明:



**·HSK40A-SL 热缩刀柄 (3°一体型)**

## HSK40A-SL SHRINK FIT HOLDER(3° MONO)



**■ 注意事项**  
**刀具安装** 插入刀具时, 请务必将刀具插入比安全记号更深的位置。

型号 Model	D	C	t	L	M	L1	C1	C2	H	h	重量 KGS	S
<b>HSK40A-SLSA3- 60</b>	3	6	1.5	60	22	18	8.3	20	9	44	0.2	4.8
- 65-M 22	3	6	1.5	65	22	23	8.3	25	9	44	0.3	4.5
- 85-M 42	3	6	1.5	85	42	23	10.4	25	9	64	0.3	9.1
-100-M 42	3	6	1.5	100	42	38	10.4	25	9	78	0.3	9.3
<b>-SLRA3- 65-M 22</b>	3	7.5	2.25	65	22	23	9.8	25	9	44	0.3	2.7
- 85-M 42	3	7.5	2.25	85	42	23	11.9	25	9	64	0.3	5.3
<b>-SLFB3- 65-M 22</b>	3	9.5	3.25	65	22	23	11.8	25	9	44	0.3	1.2
- 85-M 42	3	9.5	3.25	85	42	23	13.9	25	9	64	0.3	3.2
<b>-SLSA4- 60</b>	4	7	1.5	60	22	18	9.3	20	12	44	0.2	3.8
- 65-M 22	4	7	1.5	65	22	23	9.3	25	12	44	0.3	3.5
- 80	4	7	1.5	80	42	18	11.4	20	12	64	0.2	7.5
- 85-M 42	4	7	1.5	85	42	23	11.4	25	12	64	0.3	7.1
-100-M 42	4	7	1.5	100	42	38	11.4	25	12	78	0.3	7.4
<b>-SLRA4- 65-M 22</b>	4	10	3	65	22	23	12.3	25	12	44	0.3	1.7
- 85-M 42	4	10	3	85	42	23	14.4	25	12	64	0.3	3.1
<b>-SLFB4- 65-M 22</b>	4	12	4	65	22	23	14.3	25	12	44	0.3	1.3
- 85-M 42	4	12	4	85	42	23	16.4	25	12	64	0.3	2.2
<b>-SLSA6- 65-M 22</b>	6	9	1.5	65	22	23	11.3	25	18	44	0.3	2.3
-80	6	9	1.5	80	42	18	13.4	20	18	54	0.2	5.1
- 85-M 42	6	9	1.5	85	42	23	13.4	25	18	64	0.3	4.8
-100-M 42	6	9	1.5	100	42	38	13.4	25	18	78	0.3	5.1
<b>-SLRA6- 60</b>	6	12	3	60	22	18	14.3	26	18	39	0.3	1.3
- 65-M 22	6	12	3	65	22	23	14.3	25	18	44	0.3	1.3
- 85-M 42	6	12	3	85	42	23	16.4	25	18	64	0.3	2.4
<b>-SLFB6- 70-M 22</b>	6	14	4	70	22	28	16.3	32	18	48	0.4	1
- 90-M 42	6	14	4	90	42	28	18.4	32	18	68	0.4	1.6



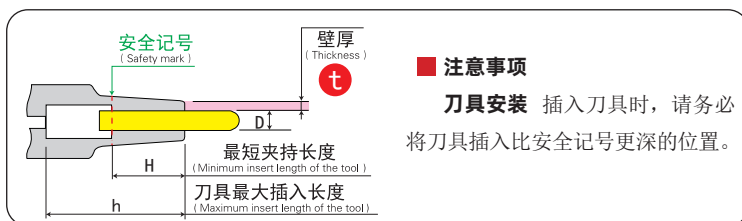
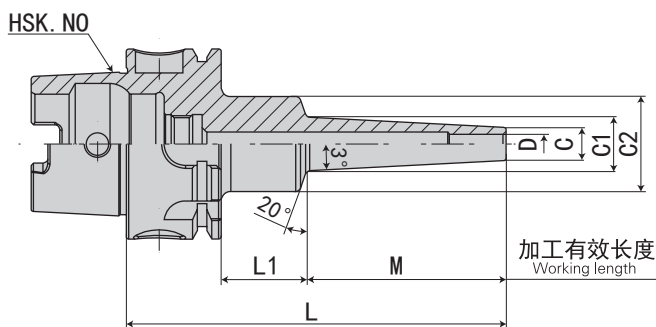
规格说明:

**HSK40A - SLSA - 3 - 65 - M22**

- 锥柄形式 Taper size
- 功能代号 Holder type
- 刀杆直径 Diameter
- L 长度 Length (L)
- 加工有效长度 Working length

·HSK40A-SL 热缩刀柄 (3°一体型)

HSK40A-SL SHRINK FIT HOLDER(3° MONO)



型号 Model	D	C	t	L	M	L1	C1	C2	H	h	重量 KGS	S
HSK40A-SLSA8- 65-M 22	8	11	1.5	65	22	23	13.3	25	24	44	0.3	1.6
- 85-M 42	8	11	1.5	85	42	23	15.4	25	24	64	0.3	3.4
- 100-M 42	8	11	1.5	100	42	38	15.4	25	24	78	0.3	3.8
-SLRA8- 65-M 22	8	14	3	65	22	23	16.3	25	24	44	0.3	1.1
- 85-M 42	8	14	3	85	42	23	18.4	25	24	64	0.3	2
-SLFB8- 70-M 22	8	18	5	70	22	28	20.3	32	24	48	0.4	0.7
- 90-M 42	8	18	5	90	42	28	22.4	32	24	68	0.4	1.1
-SLSA10- 65-M 22	10	13	1.5	65	22	23	15.3	25	30	44	0.3	1.2
- 85-M 42	10	13	1.5	85	42	23	17.4	25	30	64	0.3	2.6
- 90	10	13	1.5	90	42	28	17.4	26	30	64	0.3	2.6
-100-M 42	10	13	1.5	100	42	38	17.4	25	30	78	0.3	3
-SLRA10- 65	10	16	3	65	22	23	18.3	26	25	44	0.3	0.9
- 65-M 22	10	16	3	65	22	23	18.3	25	30	44	0.3	1
- 90-M 42	10	16	3	90	42	28	20.4	32	30	69	0.4	1.5
-SLFB10- 70-M 22	10	22	6	70	22	28	24.3	32	30	48	0.4	0.6
- 90-M 42	10	22	6	90	42	28	26.4	32	30	68	0.5	0.9
-SLSA12- 65-M 22	12	15	1.5	65	22	23	17.3	25	30	44	0.3	1.1
- 90-M 42	12	15	1.5	90	42	28	19.4	32	30	68	0.4	1.9
-SLRA12- 65-M 22	12	20	4	65	22	23	22.3	25	30	44	0.3	0.8
-SLFB12- 70-M 22	12	26	7	70	22	28	28.3	32	30	48	0.4	0.6
-SLRA16- 65-M 22	16	26	5	65	22	23	28.3	33.5	32	43	0.4	0.5
-SLRA20- 70-M 50	20	32	6	70	50	*	33.5	*	38	48	0.4	0.6



规格说明:

HSK40A - SLSA - 8 - 65 - M22

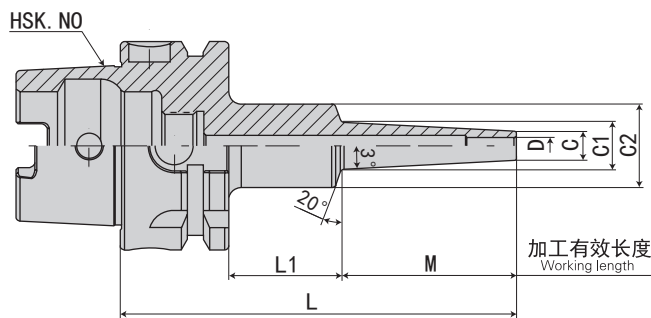
- 加工有效长度 Working length
- L 长度 Length (L)
- 刀杆直径 Diameter
- 功能代号 Holder type
- 锥柄形式 Taper size

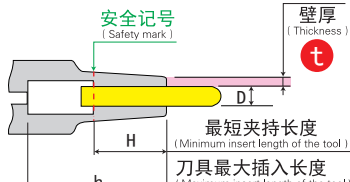




# ·HSK50A-SL 热缩刀柄 (3°一体型)

## HSK50A-SL SHRINK FIT HOLDER(3° MONO)



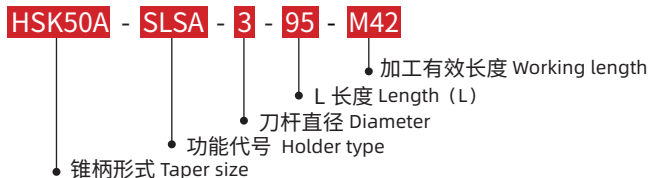


**■ 注意事项**

**刀具安装** 插入刀具时，请务必将刀具插入比安全记号更深的位置。

型号 Model	D	C	t	L	M	L1	C1	C2	H	h	重量 KGS	S
HSK50A-SLSA3- 95-M 42	3	6	1.5	95	42	27	10.4	25	9	71	0.5	9.1
-125-M 42	3	6	1.5	125	42	57	10.4	25	9	101	0.6	9.8
-SLRA3- 75-M 22	3	7.5	2.25	75	22	27	9.8	25	9	51	0.5	2.8
- 95-M 42	3	7.5	2.25	95	42	27	11.9	25	9	71	0.5	5.3
-125-M 42	3	7.5	2.25	125	42	57	11.9	25	9	101	0.6	6
-SLSA4- 95-M 42	4	7	1.5	95	42	27	11.4	25	12	71	0.5	7.2
-125-M 42	4	7	1.5	125	42	57	11.4	25	12	101	0.6	7.9
-SLRA4- 75-M 22	4	10	3	75	22	27	12.3	25	12	51	0.5	1.7
- 95-M 42	4	10	3	95	42	27	14.4	25	12	71	0.5	3.1
-125-M 42	4	10	3	125	42	57	14.4	25	12	101	0.6	3.8
-SLSA6- 95-M 42	6	9	1.5	95	42	27	13.4	25	18	71	0.5	4.8
-125-M 42	6	9	1.5	15	42	57	13.4	25	18	101	0.6	5.6
-SLRB6- 75-M 22	6	14	4	75	22	27	16.3	32	18	50	0.5	1
- 95-M 42	6	14	4	95	42	27	18.4	32	18	70	0.6	1.6
-125-M 42	6	14	4	125	42	57	18.4	32	18	100	0.7	1.9
-SLSA8- 95-M 42	8	11	1.5	95	42	27	15.4	25	24	71	0.5	3.4
-125-M 42	8	11	1.5	125	42	57	15.4	25	24	101	0.6	4.4
-SLRB8- 75-M 22	8	18	5	75	22	27	20.3	32	24	50	0.6	0.7
- 95-M 42	8	18	5	95	42	27	22.4	32	24	70	0.6	1.1
-125-M 42	8	18	5	125	42	57	22.4	32	24	100	0.8	1.5
-SLSA10- 95-M 42	10	13	1.5	95	42	27	17.4	25	30	71	0.5	2.6
-125-M 42	10	13	1.5	125	42	57	17.4	25	30	101	0.6	3.7
-SLRB10- 75-M 22	10	22	6	75	22	27	24.3	32	30	50	0.6	0.6
- 95-M 42	10	22	6	95	42	27	26.4	32	30	70	0.6	0.9
-125-M 42	10	22	6	125	42	57	26.4	32	30	100	0.8	1.3
-SLRB12- 75-M 22	12	26	7	75	22	27	28.3	42	30	52	0.7	0.4
- 95-M 42	12	26	7	95	42	27	30.4	42	30	72	0.8	0.6
-125-M 42	12	26	7	125	42	57	30.4	42	30	98	1	0.8
-SLRB16- 75-M 22	16	32	8	75	22	27	34.3	42	32	52	0.7	0.4
-105-M 22	16	32	8	105	22	57	34.3	42	32	78	1	0.5
-SLRB20- 75-M 22*	20	38	9	75	22	27	40.3	49	40	51	0.8	0.3
-105-M 22*	20	38	9	105	22	57	40.3	49	40	76	1.2	0.4

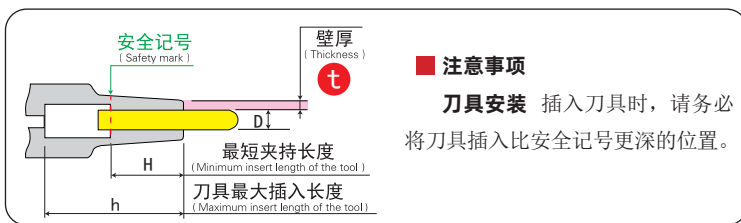
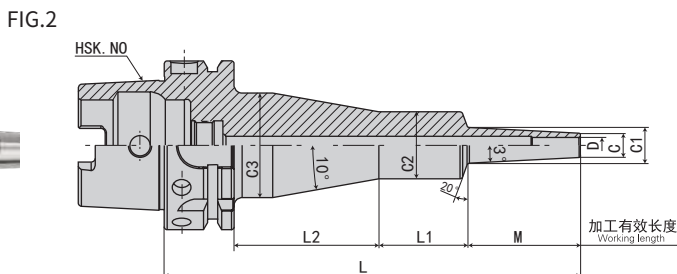
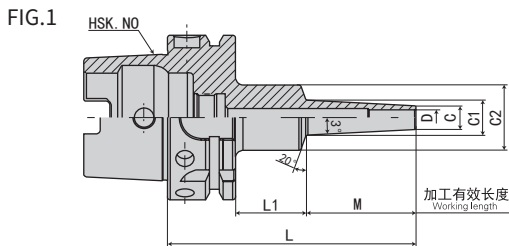
规格说明:



\* 使用电磁 5000S 加热器对 SLRB20 加热时，所使用加热圈号码不同。请使用加热线圈 NO.4 进行加热。

·HSK63A-SL 热缩刀柄 (3°一体型)

HSK63A-SL SHRINK FIT HOLDER(3° MONO)



■ 注意事项

刀具安装 插入刀具时，请务必将刀具插入比安全记号更深的位置。

型号 Model	FIG	D	C	t	L	M	L1	L2	C1	C2	C3	H	h	重量 KGS	S
HSK63A-SLSA3- 95-M 42	1	3	6	1.5	95	42	27	*	10.4	25	*	9	70	0.7	9.1
-120-M 67	1	3	6	1.5	120	67	27	*	13	25	*	9	95	0.8	14.7
-125-M 42	1	3	6	1.5	125	42	57	*	10.4	25	*	9	100	0.8	9.8
-150-M 67	1	3	6	1.5	150	67	57	*	13	25	*	9	125	0.8	15.8
-M 97	1	3	6	1.5	150	97	27	*	16.2	25	*	9	125	0.8	20.5
-155-M 42	2	3	6	1.5	155	42	33	54	10.4	26	40	9	130	1.2	9.9
-180-M 67	2	3	6	1.5	180	67	33	54	13	25	39	9	155	1.1	15.7
-M 97	1	3	6	1.5	180	97	57	*	16.2	25	*	9	155	0.9	22.2
-210-M 97	2	3	6	1.5	210	97	33	54	16.2	25	39	9	185	1.2	22.1
-SLRA3- 75-M 22	1	3	7.5	2.25	75	22	27	*	9.8	25	*	9	50	0.7	2.8
- 95-M 42	1	3	7.5	2.25	95	42	27	*	11.9	25	*	9	70	0.7	5.3
-105-M 22	1	3	7.5	2.25	105	22	57	*	9.8	25	*	9	80	0.8	3.2
-120-M 67	1	3	7.5	2.25	120	67	27	*	14.5	25	*	9	95	0.8	8.8
-125-M 42	1	3	7.5	2.25	125	42	57	*	11.9	25	*	9	100	0.8	6
-135-M 22	2	3	7.5	2.25	135	22	33	54	9.8	25	39	9	110	1.1	3.2
-150-M 67	1	3	7.5	2.25	150	67	57	*	14.5	25	*	9	125	0.9	9.9
-M 97	1	3	7.5	2.25	150	97	27	*	17.7	25	*	9	125	0.8	12.9
-155-M 42	2	3	7.5	2.25	155	42	33	54	11.9	25	39	9	130	1.1	6
-180-M 67	2	3	7.5	2.25	180	67	33	54	14.5	26	40	9	155	1.2	9.8
-M 97	1	3	7.5	2.25	180	97	57	*	17.7	25	*	9	155	0.9	14.6
-M127	1	3	7.5	2.25	180	127	27	*	20.8	36	*	9	155	0.9	15.7
-210-M 97	2	3	7.5	2.25	210	97	33	54	17.7	25	39	9	185	1.2	14.4
-M127	1	3	7.5	2.25	210	127	57	*	20.8	32	*	9	184	1.1	16.6
-240-M127	2	3	7.5	2.25	240	127	30	54	20.8	32	46	9	214	1.5	16.5

规格说明:

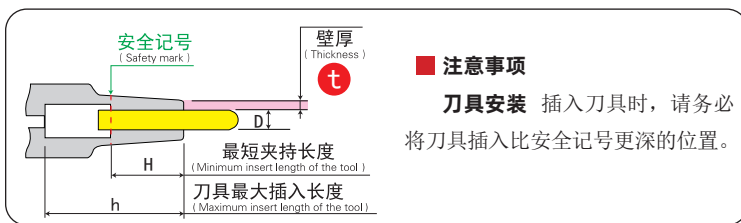
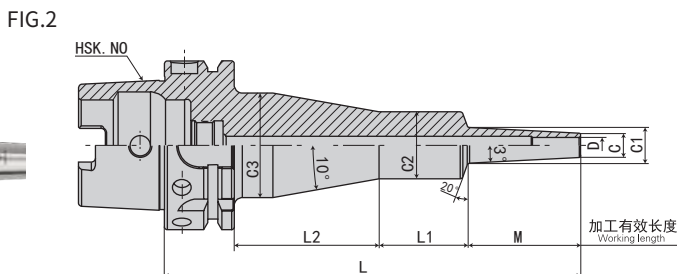
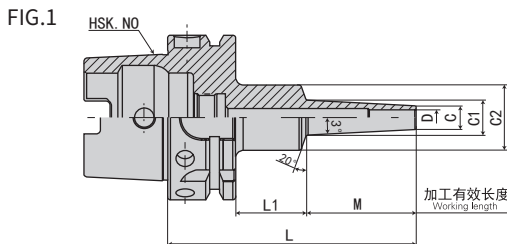
HSK63A - SLSA - 3 - 95 - M42

- 锥柄形式 Taper size
- 功能代号 Holder type
- 刀杆直径 Diameter
- L 长度 Length (L)
- 加工有效长度 Working length



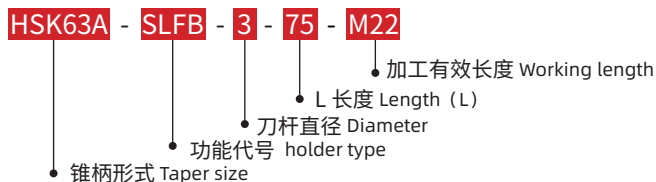
·HSK63A-SL 热缩刀柄 (3°一体型)

HSK63A-SL SHRINK FIT HOLDER(3° MONO)



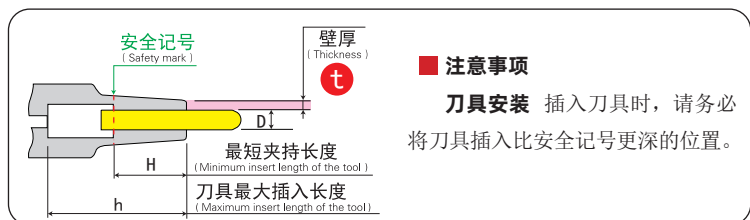
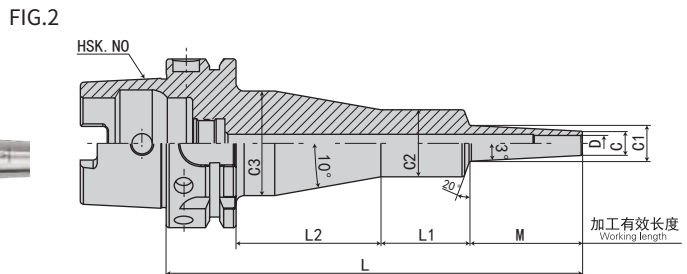
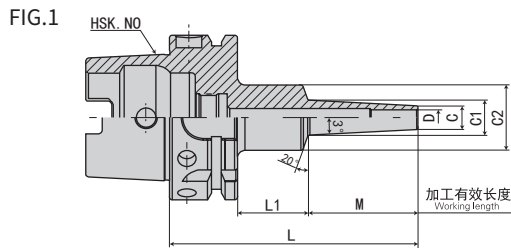
型号 Model	FIG	D	C	t	L	M	L1	L2	C1	C2	C3	H	h	重量 KGS	S
<b>HSK63A-SLFB3- 75-M 22</b>	1	3	9.5	3.25	75	22	27	*	11.8	25	*	9	50	0.7	1.9
- 95-M 42	1	3	9.5	3.25	95	42	27	*	13.9	25	*	9	70	0.8	3.2
-105-M 22	1	3	9.5	3.25	105	22	57	*	11.8	26	*	9	80	0.9	2.3
-120-M 67	1	3	9.5	3.25	120	67	27	*	16.5	25	*	9	95	0.8	5.3
-125-M 42	1	3	9.5	3.25	125	42	57	*	13.9	26	*	9	100	0.9	3.8
-135-M 22	2	3	9.5	3.25	135	22	33	54	11.8	25	39	9	110	1.1	2.3
-150-M 67	1	3	9.5	3.25	150	67	57	*	16.5	25	*	9	125	0.9	6.4
-155-M 42	2	3	9.5	3.25	155	42	33	54	13.9	25	39	9	130	1.1	3.9
-180-M 67	2	3	9.5	3.25	180	67	33	54	16.5	25	39	9	155	1.2	6.4
<b>-SLSA4- 95-M 42</b>	1	4	7	1.5	95	42	27	*	11.4	25	*	12	70	0.7	7.2
-120-M 67	1	4	7	1.5	120	67	27	*	14	25	*	12	95	0.8	11.7
-125-M 42	1	4	7	1.5	125	42	57	*	11.4	25	*	12	100	0.8	7.9
-150-M 67	1	4	7	1.5	150	67	57	*	14	25	*	12	125	0.9	12.8
-M 97	1	4	7	1.5	150	97	27	*	17.2	25	*	12	125	0.8	16.6
-155-M 42	2	4	7	1.5	155	42	33	54	11.4	25	39	12	130	1.1	7.9
-180-M 67	2	4	7	1.5	180	67	33	54	14	25	39	12	155	1.1	12.8
-M 97	1	4	7	1.5	180	97	57	*	17.2	25	*	12	155	0.9	18.4
-210-M 97	2	4	7	1.5	210	97	33	54	17.2	25	39	12	185	1.2	18.2
<b>-SLRA 4- 75-M 22</b>	1	4	10	3	75	22	27	*	12.3	25	*	12	50	0.7	1.7
- 95-M 42	1	4	10	3	95	42	27	*	14.4	25	*	12	70	0.8	3.1
-105-M 22	1	4	10	3	105	22	57	*	12.3	25	*	12	80	0.8	2.2
-120-M 67	1	4	10	3	120	67	27	*	17	25	*	12	95	0.8	5.1
-125-M 42	1	4	10	3	125	42	57	*	14.4	25	*	12	100	0.8	3.8
-135-M 22	2	4	10	3	135	22	33	54	12.3	25	39	12	110	1.1	2.2
-150-M 67	1	4	10	3	150	67	57	*	17	25	*	12	125	0.9	6.3
-M 97	1	4	10	3	150	97	27	*	20.2	25	*	12	124	0.8	7.7

规格说明:



·HSK63A-SL 热缩刀柄 (3°一体型)

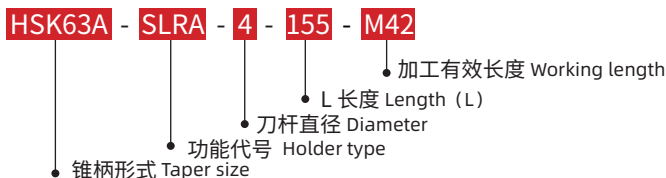
HSK63A-SL SHRINK FIT HOLDER(3° MONO)



**■ 注意事项**  
**刀具安装** 插入刀具时, 请务必将刀具插入比安全记号更深的位置。

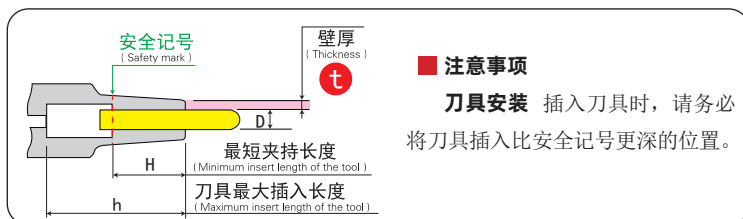
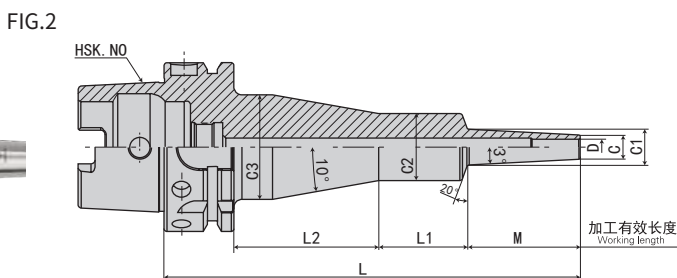
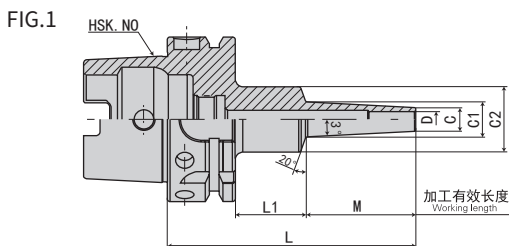
型号 Model	FIG	D	C	t	L	M	L1	L2	C1	C2	C3	H	h	重量 KGS	S
HSK63A-SLRA4-155-M 42	2	4	10	3	155	42	33	54	14.4	25	39	12	130	1.1	3.8
-180-M 67	2	4	10	3	180	67	33	54	17	25	39	12	155	1.2	6.2
-M 97	1	4	10	3	180	97	57	*	20.2	25	*	12	154	0.9	9.5
-M127	1	4	10	3	180	127	27	*	23.3	32	*	12	154	1	9.4
-210-M 97	2	4	10	3	210	97	33	54	20.2	25	39	12	184	1.2	9.4
-M127	1	4	10	3	210	127	57	*	23.3	32	*	12	184	1.1	10.4
-240-M127	2	4	10	3	240	127	30	57	23.3	32	46	12	214	1.5	10.3
-SLFB4- 75-M 22	1	4	12	4	75	22	27	*	14.3	25	*	12	50	0.7	1.3
- 95-M42	1	4	12	4	95	42	27	*	16.4	25	*	12	70	0.8	2.2
-105-M22	1	4	12	4	105	22	57	*	14.3	25	*	12	80	0.8	1.8
-120-M67	1	4	12	4	120	67	27	*	19	25	*	12	95	0.8	3.6
-125-M42	1	4	12	4	125	42	57	*	16.4	25	*	12	100	0.9	2.9
-135-M22	2	4	12	4	135	22	33	54	14.3	25	39	12	110	1.1	1.8
-150-M67	1	4	12	4	150	67	57	*	19	25	*	12	125	0.9	4.7
-155-M42	2	4	12	4	155	42	33	54	16.4	25	39	12	130	1.1	2.9
-180-M67	2	4	12	4	180	67	33	54	19	25	39	12	155	1.2	4.6
-SLSA6- 95-M42	1	6	9	1.5	95	42	27	*	13.4	25	*	18	70	0.7	4.8
-120-M67	1	6	9	1.5	120	67	27	*	16	25	*	18	95	0.8	8
-125-M42	1	6	9	1.5	125	42	57	*	13.4	25	*	18	100	0.8	5.6
-150-M67	1	6	9	1.5	150	67	57	*	16	25	*	18	125	0.9	9.3
-M97	1	6	9	1.5	150	97	27	*	19.2	32	*	18	124	0.9	11
-155-M42	2	6	9	1.5	155	42	33	54	13.4	25	39	18	130	1.1	5.6
-180-M67	2	6	9	1.5	180	67	33	54	16	25	39	18	155	1.1	9.2
-M97	1	6	9	1.5	180	97	57	*	19.2	32	*	18	154	1	11.7
-210-M97	2	6	9	1.5	210	97	30	57	19.2	32	46	18	184	1.4	11.7

规格说明:



·HSK63A-SL 热缩刀柄 (3°一体型)

HSK63A-SL SHRINK FIT HOLDER(3° MONO)



型号 Model	FIG	D	C	t	L	M	L1	L2	C1	C2	C3	H	h	重量 KGS	S
HSK63A-SLSB6- 95-M 42	1	6	10	2	95	42	27	*	14.4	25	*	18	70	0.7	3.7
-120-M 67	1	6	10	2	120	67	27	*	17	25	*	18	95	0.8	6.2
-125-M 42	1	6	10	2	125	42	57	*	14.4	25	*	18	100	0.8	4.5
-150-M 67	1	6	10	2	150	67	57	*	17	25	*	18	125	0.9	7.4
-M 97	1	6	10	2	150	97	27	*	20.2	32	*	18	124	0.9	8.5
-155-M 42	2	6	10	2	155	42	33	54	14.4	25	39	18	130	1.1	4.4
-180-M 67	2	6	10	2	180	67	33	54	17	25	39	18	155	1.1	7.3
-M 97	1	6	10	2	180	97	57	*	20.2	32	*	18	154	1	9.2
-M127	1	6	10	2	180	127	27	*	23.3	32	*	18	154	0.9	11
-210-M97	2	6	10	2	210	97	30	57	20.2	32	46	18	184	1.4	9.2
-M127	1	6	10	2	210	127	57	*	23.3	32	*	18	184	1.1	12
-M157	1	6	10	2	210	157	27	*	26.5	32	*	18	184	1.1	13.2
-240-M127	2	6	10	2	240	127	30	57	23.3	32	46	18	214	1.5	12
-M157	1	6	10	2	240	157	57	*	26.5	32	*	18	214	1.2	14.6
-270-M157	2	6	10	2	270	157	30	57	26.5	32	46	18	244	1.6	14.6
-SLRB6- 75-M 22	1	6	14	4	75	22	27	*	16.3	32	*	18	49	0.8	1
- 95-M 42	1	6	14	4	95	42	27	*	18.4	32	*	18	69	0.8	1.6
-105-M 22	1	6	14	4	105	22	57	*	16.3	32	*	18	79	0.9	1.2
-120-M 67	1	6	14	4	120	67	27	*	21	32	*	18	94	0.9	2.6
-125-M 42	1	6	14	4	125	42	57	*	18.4	32	*	18	99	1	1.9
-135-M 22	2	6	14	4	135	22	30	57	16.3	32	46	18	109	1.3	1.2
-150-M 67	1	6	14	4	150	67	57	*	21	32	*	18	124	1	3
-155-M 42	2	6	14	4	155	42	30	57	18.4	32	46	18	129	1.4	1.9
-180-M 67	2	6	14	4	180	67	30	57	21	32	46	18	154	1.4	3.1

规格说明:

HSK63A - SLSB - 6 - 95 - M42

- 锥柄形式 Taper size
- 功能代号 Holder type
- 刀杆直径 Diameter
- L 长度 Length (L)
- 加工有效长度 Working length

·HSK63A-SL 热缩刀柄 (3°一体型)

HSK63A-SL SHRINK FIT HOLDER(3° MONO)



FIG.1

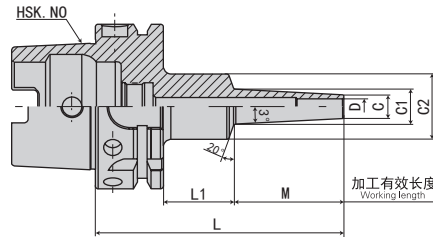
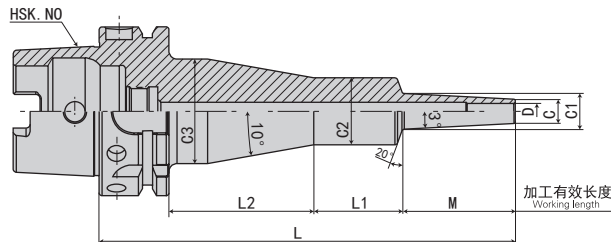


FIG.2



安全记号  
(Safety mark)

H  
h

壁厚  
(Thickness)  
t

**■ 注意事项**  
**刀具安装** 插入刀具时, 请务必  
 将刀具插入比安全记号更深的位置。

型号 Model	FIG	D	C	t	L	M	L1	L2	C1	C2	C3	H	h	重量 KGS	S
<b>HSK63A-SLFB6- 75-M 22</b>	1	6	14	4	75	22	27	*	16.3	32	*	18	49	0.8	1
- 95-M 42	1	6	14	4	95	42	27	*	18.4	32	*	18	69	0.8	1.6
-105-M 22	1	6	14	4	105	22	57	*	16.3	32	*	18	79	0.9	1.2
-120-M 67	1	6	14	4	120	67	27	*	21	32	*	18	94	0.9	2.6
-125-M 42	1	6	14	4	125	42	57	*	18.4	32	*	18	99	1	1.9
-135-M 22	2	6	14	4	135	22	30	57	16.3	32	46	18	109	1.3	1.2
-150-M 67	1	6	14	4	150	67	57	*	21	32	*	18	124	1	3
-155-M 42	2	6	14	4	155	42	30	57	18.4	32	46	18	129	1.4	1.9
-180-M 67	2	6	14	4	180	67	30	57	21	32	46	18	154	1.4	3.1
<b>-SLSA8- 95-M 42</b>	1	8	11	1.5	95	42	27	*	15.4	25	*	24	70	0.7	3.4
-120-M 67	1	8	11	1.5	120	67	27	*	18	32	*	24	94	0.8	5.4
-125-M 42	1	8	11	1.5	125	42	57	*	15.4	25	*	24	100	0.8	4.3
-150-M 67	1	8	11	1.5	150	67	57	*	18	32	*	24	124	1	5.9
-M 97	1	8	11	1.5	150	97	27	*	21.2	32	*	24	124	0.9	7.9
-155-M 42	2	8	11	1.5	155	42	33	54	15.4	25	39	24	130	1.1	4.3
-180-M 67	2	8	11	1.5	180	67	30	57	18	32	46	24	154	1.4	5.9
-M 97	1	8	11	1.5	180	97	57	*	21.2	32	*	24	154	1	8.7
-210-M 97	2	8	11	1.5	210	97	30	57	21.2	32	46	24	184	1.4	8.7
<b>-SLSB8- 95-M 42</b>	1	8	13	2.5	95	42	27	*	17.4	32	*	24	69	0.8	2.1
-120-M 67	1	8	13	2.5	120	67	27	*	20	32	*	24	94	0.9	3.5
-125-M 42	1	8	13	2.5	125	42	57	*	17.4	32	*	24	99	1	2.4
-150-M 67	1	8	13	2.5	150	67	57	*	20	32	*	24	124	1	4
-M 97	1	8	13	2.5	150	97	27	*	23.2	32	*	24	124	0.9	5.2
-155-M 42	2	8	13	2.5	155	42	30	57	17.4	32	46	24	129	1.4	2.4
-180-M 67	2	8	13	2.5	180	67	30	57	20	32	46	24	154	1.4	4
-M 97	1	8	13	2.5	180	97	57	*	23.2	32	*	24	154	1.1	6
-M127	1	8	13	2.5	180	127	27	*	26.3	32	*	24	154	1	7

规格说明:

**HSK63A - SLFB - 6 - 75 - M22**

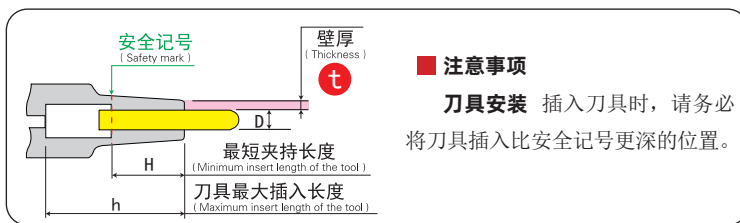
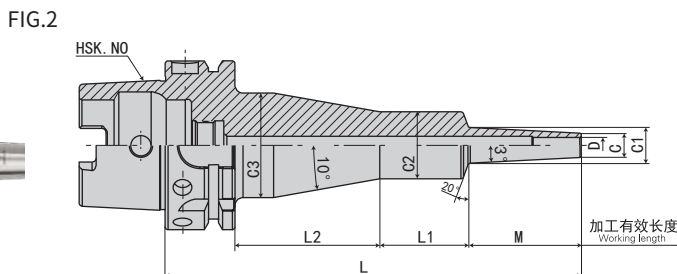
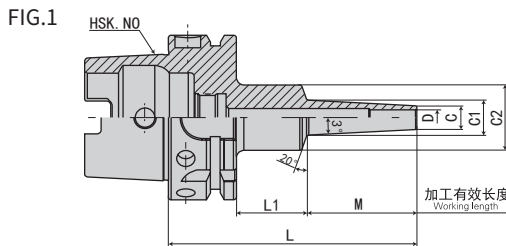
- 锥柄形式 Taper size
- 功能代号 Holder type
- 刀杆直径 Diameter
- L 长度 Length (L)
- 加工有效长度 Working length



B HSK 刀柄系列  
HSK SHANK SYSTEMS

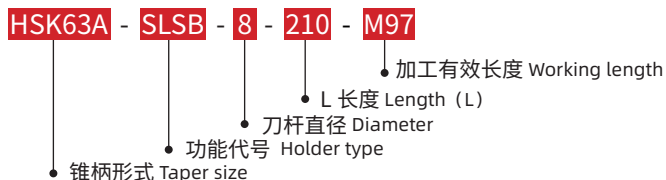
·HSK63A-SL 热缩刀柄 (3°一体型)

HSK63A-SL SHRINK FIT HOLDER(3° MONO)



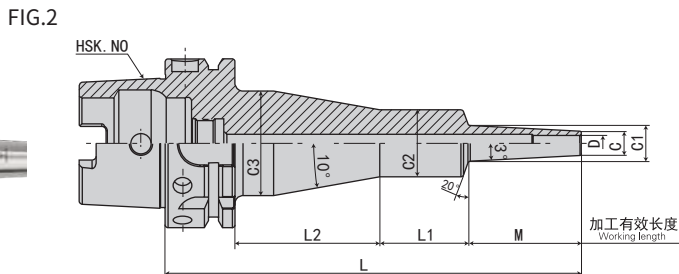
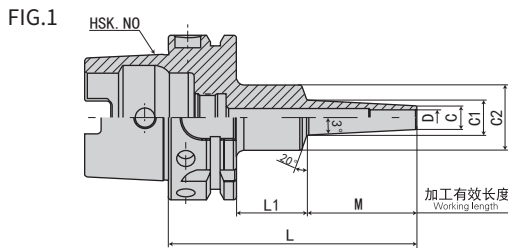
型号 Model	FIG	D	C	t	L	M	L1	L2	C1	C2	C3	H	h	重量 KGS	S
HSK63A-SLSB8-210-M 97	2	8	13	2.5	210	97	30	57	23.2	32	46	24	184	1.5	6
-M127	1	8	13	2.5	210	127	57	*	26.3	32	*	24	184	1.2	8.1
-M157	1	8	13	2.5	210	157	27	*	29.5	42	*	24	185	1.2	8
-240-M127	2	8	13	2.5	240	127	30	57	26.3	32	46	24	214	1.6	8.1
-M157	1	8	13	2.5	240	157	57	*	29.5	42	*	24	214	1.5	8.6
-270-M157	2	8	13	2.5	270	157	28	59	29.5	42	53	24	242	2	8.7
-SLRB8- 75-M 22	1	8	18	5	75	22	27	*	20.3	32	*	24	49	0.8	0.7
- 95-M 42	1	8	18	5	95	42	27	*	22.4	32	*	24	69	0.9	1.1
-105-M 22	1	8	18	5	105	22	57	*	20.3	32	*	24	79	1	0.9
-120-M 67	1	8	18	5	120	67	27	*	25	32	*	24	94	0.9	1.7
-125-M 42	1	8	18	5	125	42	57	*	22.4	32	*	24	99	1	1.4
-135-M 22	2	8	18	5	135	22	30	57	20.3	32	46	24	109	1.4	1
-150-M 67	1	8	18	5	150	67	57	*	25	32	*	24	124	1.1	2.2
-155-M 42	2	8	18	5	155	42	30	57	22.4	32	46	24	129	1.4	1.4
-180-M 67	2	8	18	5	180	67	30	57	25	32	46	24	155	1.5	2.2
-SLFB8- 75-M 22	1	8	18	5	75	22	27	*	20.3	32	*	24	49	0.8	0.7
- 95-M 42	1	8	18	5	95	42	27	*	22.4	32	*	24	69	0.9	1.1
-105-M 22	1	8	18	5	105	22	57	*	20.3	32	*	24	79	1	0.9
-120-M 67	1	8	18	5	120	67	27	*	25	32	*	24	94	0.9	1.7
-125-M 42	1	8	18	5	125	42	57	*	22.4	32	*	24	99	1	1.4
-135-M 22	2	8	18	5	135	22	30	57	20.3	32	46	24	109	1.4	1
-150-M 67	1	8	18	5	150	67	57	*	25	32	*	24	124	1.1	2.2
-155-M 42	2	8	18	5	155	42	30	57	22.4	32	46	24	129	1.4	1.4
-180-M 67	2	8	18	5	180	67	30	57	25	36	46	24	154	1.5	2.2

规格说明:



·HSK63A-SL 热缩刀柄 (3°一体型)

HSK63A-SL SHRINK FIT HOLDER(3° MONO)



安全记号 (Safety mark)

壁厚 (Thickness) **t**

最短夹持长度 (Minimum insert length of the tool) **H**

刀具最大插入长度 (Maximum insert length of the tool) **h**

**■ 注意事项**

**刀具安装** 插入刀具时, 请务必将刀具插入比安全记号更深的位置。

型号 Model	FIG	D	C	t	L	M	L1	L2	C1	C2	C3	H	h	重量 KGS	S
HSK63A-SLSA10- 95-M 42	1	10	13	1.5	95	42	27	*	17.4	25	*	30	70	0.8	2.6
-120-M 67	1	10	13	1.5	120	67	27	*	20	32	*	30	94	0.8	4
-125-M 42	1	10	13	1.5	125	42	57	*	17.4	25	*	30	100	0.8	3.6
-150-M 67	1	10	13	1.5	150	67	57	*	20	32	*	30	124	1	4.6
-M 97	1	10	13	1.5	150	97	27	*	23.2	32	*	30	124	0.9	6
-155-M 42	2	10	13	1.5	155	42	33	54	17.4	25	39	30	130	1.1	3.5
-180-M 67	2	10	13	1.5	180	67	30	57	20	32	46	30	154	1.4	4.6
-M 97	1	10	13	1.5	180	97	57	*	23.2	32	*	30	154	1.1	6.9
-210-M 97	2	10	13	1.5	210	97	30	57	23.2	32	46	30	184	1.5	6.9
-SLSB10- 95-M 42	1	10	16	3	95	42	27	*	20.4	32	*	30	69	0.8	1.4
-120-M 67	1	10	16	3	120	67	27	*	23	32	*	30	94	0.9	2.4
-125-M 42	1	10	16	3	125	42	57	*	20.4	32	*	30	99	1	1.8
-150-M 67	1	10	16	3	150	67	57	*	23	32	*	30	124	1	3
-M 97	1	10	16	3	150	97	27	*	26.2	32	*	30	124	1	3.6
-155-M 42	2	10	16	3	155	42	30	57	20.4	32	46	30	129	1.4	1.8
-180-M 67	2	10	16	3	180	67	30	57	23	32	46	30	154	1.4	3
-M 97	1	10	16	3	180	97	57	*	26.2	32	*	30	154	1.1	4.5
-M127	1	10	16	3	180	127	27	*	29.3	42	*	30	155	1.2	4.5
-210-M 97	2	10	16	3	210	97	30	57	26.2	32	46	30	184	1.5	4.5
-M127	1	10	16	3	210	127	57	*	29.3	42	*	30	182	1.4	4.9
-M157	1	10	16	3	210	157	27	*	32.5	42	*	30	185	1.3	5.6
-240-M127	2	10	16	3	240	127	28	59	29.3	42	53	30	212	1.9	5.0
-M157	1	10	16	3	240	157	57	*	32.5	42	*	30	215	1.8	5.8
-270-M157	2	10	16	3	270	157	28	59	32.5	42	53	30	242	2.1	6.2

规格说明:

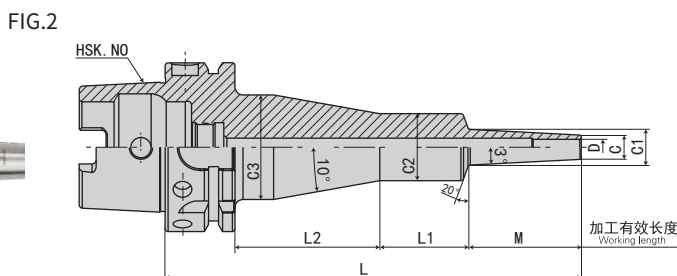
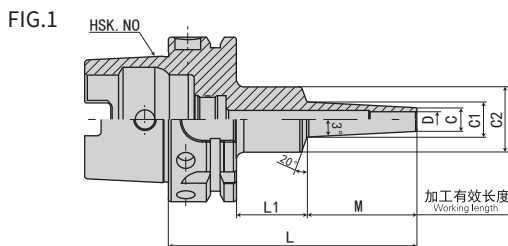
HSK63A - SLSA - 10 - 95 - M42





·HSK63A-SL 热缩刀柄 (3°一体型)

HSK63A-SL SHRINK FIT HOLDER(3° MONO)

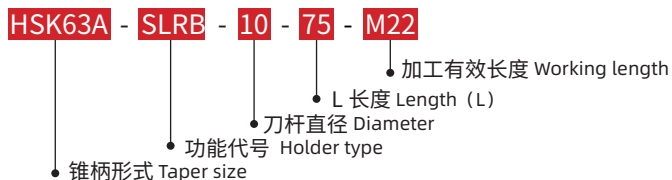


**■ 注意事项**

**刀具安装** 插入刀具时, 请务必将刀具插入比安全记号更深的位置。

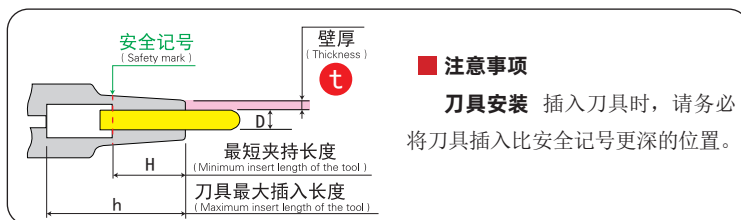
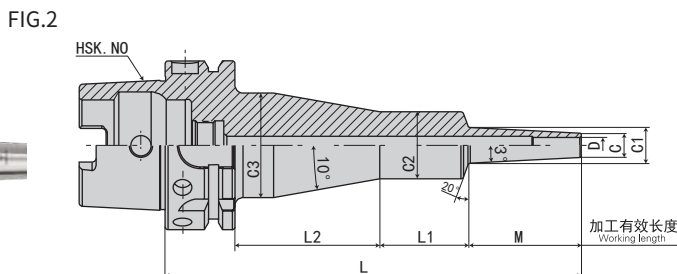
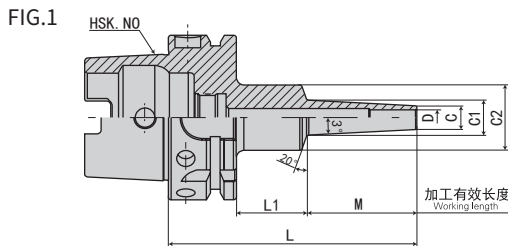
型号 Model	FIG	D	C	t	L	M	L1	L2	C1	C2	C3	H	h	重量 KGS	S
HSK63A-SLRB10- 75-M 22	1	10	22	6	75	22	27	*	24.3	32	*	30	49	0.8	0.6
- 95-M 42	1	10	22	6	95	42	27	*	26.4	32	*	30	68	0.9	0.8
-105-M 22	1	10	22	6	105	22	57	*	24.3	32	*	30	79	1	0.8
-120-M 67	1	10	22	6	120	67	27	*	29	42	*	30	94	1.1	1.1
-125-M 42	1	10	22	6	125	42	57	*	26.4	32	*	30	99	1.1	1.2
-135-M 22	2	10	22	6	135	22	30	57	24.3	32	46	30	109	1.4	0.9
-150-M 67	1	10	22	6	150	67	57	*	29	42	*	30	124	1.3	1.3
-155-M 42	2	10	22	6	155	42	30	57	26.4	32	46	30	129	1.5	1.2
-180-M 67	2	10	22	6	180	67	28	59	29	42	53	30	154	1.8	1.3
-SLFB10- 75-M 22	1	10	22	6	75	22	27	*	24.3	32	*	30	49	0.8	0.6
- 95-M 42	1	10	22	6	95	42	27	*	26.4	32	*	30	69	0.9	0.8
-105-M 22	1	10	22	6	105	22	57	*	24.3	32	*	30	79	1	0.8
-120-M 67	1	10	22	6	120	67	27	*	29	42	*	30	94	1.1	1.1
-125-M 42	1	10	22	6	125	42	57	*	26.4	32	*	30	99	1.1	1.2
-135-M 22	2	10	22	6	135	22	30	57	24.3	32	46	30	109	1.4	0.9
-150-M 67	1	10	22	6	150	67	57	*	29	42	*	30	124	1.3	1.3
-155-M 42	2	10	22	6	155	42	30	57	26.4	32	46	30	129	1.5	1.2
-180-M 67	2	10	22	6	180	67	28	59	29	42	53	30	154	1.8	1.3
-SLSA12- 95-M 42	1	12	15	1.5	95	42	27	*	19.4	32	*	30	69	0.8	1.8
-120-M 67	1	12	15	1.5	120	67	27	*	22	32	*	30	94	0.8	3.3
-125-M 42	1	12	15	1.5	125	42	57	*	19.4	32	*	30	99	1	2.3
-150-M 67	1	12	15	1.5	150	67	57	*	22	32	*	30	124	1	3.9
-M 97	1	12	15	1.5	150	97	27	*	25.2	32	*	30	124	0.9	4.9
-155-M 42	2	12	15	1.5	155	42	30	57	19.4	32	46	30	129	1.4	2.3
-180-M 67	2	12	15	1.5	180	67	30	57	22	32	46	30	154	1.4	3.9
-M 97	1	12	15	1.5	180	97	57	*	25.2	32	*	30	154	1.1	5.8
-210-M 97	2	12	15	1.5	210	97	30	57	25.2	32	46	30	184	1.5	5.8

规格说明:



·HSK63A-SL 热缩刀柄 (3°一体型)

HSK63A-SL SHRINK FIT HOLDER(3° MONO)



**■ 注意事项**  
**刀具安装** 插入刀具时, 请务必将刀具插入比安全记号更深的位置。

型号 Model	FIG	D	C	t	L	M	L1	L2	C1	C2	C3	H	h	重量 KGS	S
HSK63A-SLSB12- 95-M 42	1	12	19	3.5	95	42	27	*	23.4	32	*	30	69	0.8	1.1
-120-M 67	1	12	19	3.5	120	67	27	*	26	32	*	30	94	0.9	1.8
-125-M 42	1	12	19	3.5	125	42	57	*	23.4	32	*	30	99	1	1.5
-150-M 67	1	12	19	3.5	150	67	57	*	26	32	*	30	124	1.1	2.5
-M 97	1	12	19	3.5	150	97	27	*	29.2	42	*	30	125	1.1	2.4
-155-M 42	2	12	19	3.5	155	42	30	57	23.4	32	46	30	129	1.4	1.6
-180-M 67	2	12	19	3.5	180	67	30	57	26	32	46	30	154	1.5	2.5
-M 97	1	12	19	3.5	180	97	57	*	29.2	42	*	30	152	1.4	2.8
-M127	1	12	19	3.5	180	127	27	*	32.3	42	*	30	155	1.3	3.3
-210-M 97	1	12	19	3.5	210	97	87	*	29.2	50	*	30	180	1.9	2.8
-M127	1	12	19	3.5	210	127	57	*	32.3	50	*	30	180	1.7	3.5
-M157	1	12	19	3.5	210	157	27	*	35.5	42	*	30	185	1.4	4.1
-240-M127	1	12	19	3.5	240	127	87	*	32.3	50	*	30	215	2.1	3.8
-M157	1	12	19	3.5	240	157	57	*	35.5	42	*	30	212	1.7	4.7
-270-M157	2	12	19	3.5	270	157	28	59	35.5	42	53	30	242	2.2	4.8
-SLRB12- 75-M 22	1	12	26	7	75	22	27	*	28.3	42	*	30	50	0.9	0.4
- 95-M 42	1	12	26	7	95	42	27	*	30.4	42	*	30	70	1	0.6
-105-M 22	1	12	26	7	105	22	57	*	28.3	42	*	30	77	1.2	0.5
-120-M 67	1	12	26	7	120	67	27	*	33	42	*	30	95	1.2	0.8
-125-M 42	1	12	26	7	125	42	57	*	30.4	42	*	30	97	1.3	0.7
-135-M 22	2	12	26	7	135	22	28	59	28.3	42	53	30	107	1.7	0.6
-150-M 67	1	12	26	7	150	67	57	*	33	42	*	30	122	1.4	1.1
-155-M 42	2	12	26	7	155	42	28	59	30.4	42	53	30	127	1.8	0.8
-180-M 67	2	12	26	7	180	67	28	59	33	42	53	30	152	1.9	1.1

规格说明:

HSK63A - SLSB - 12 - 95 - M42





**·HSK63A-SL 热缩刀柄 (3°一体型)**

## HSK63A-SL SHRINK FIT HOLDER(3° MONO)



FIG.1

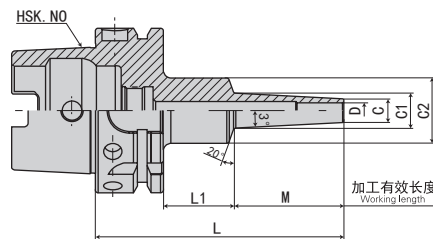
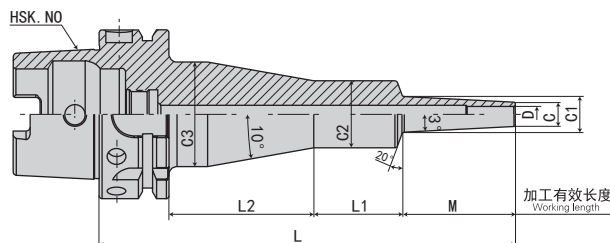


FIG.2



**■ 注意事项**

**刀具安装** 插入刀具时, 请务必将刀具插入比安全记号更深的位置。

型号 Model	FIG	D	C	t	L	M	L1	L2	C1	C2	C3	H	h	重量 KGS	S
<b>HSK63A-SLFB12- 75-M 22</b>	1	12	26	7	75	22	27	*	28.3	42	*	30	50	0.9	0.4
- 95-M 42	1	12	26	7	95	42	27	*	30.4	42	*	30	70	1	0.6
-105-M 22	1	12	26	7	105	22	57	*	28.3	42	*	30	77	1.2	0.5
-120-M 67	1	12	26	7	120	67	27	*	33	42	*	30	95	1.2	0.8
-125-M 42	1	12	26	7	125	42	57	*	30.4	42	*	30	97	1.3	0.7
-135-M 22	2	12	26	7	135	22	28	59	28.3	42	53	30	107	1.7	0.6
-150-M 67	1	12	26	7	150	67	57	*	33	42	*	30	122	1.4	1.1
-155-M 42	1	12	26	7	155	42	28	59	30.4	42	53	30	127	1.8	0.8
-180-M 67	2	12	26	7	180	67	28	59	33	42	53	30	152	1.9	1.1
<b>-SLSB16- 95-M 42</b>	1	16	24	4	95	42	27	*	28.4	42	*	32	70	1	0.7
-120-M 67	1	16	24	4	120	67	27	*	31	42	*	32	95	1.1	1.1
-125-M 42	1	16	24	4	125	42	57	*	28.4	42	*	32	97	1.2	0.9
-150-M 67	1	16	24	4	150	67	57	*	31	42	*	32	122	1.3	1.4
-M 97	1	16	24	4	150	97	27	*	34.2	42	*	32	125	1.2	1.7
-155-M 42	1	16	24	4	155	42	87	*	28.4	50	*	32	130	1.7	0.9
-180-M 67	2	16	24	4	180	67	28	59	31	42	53	32	152	1.8	1.5
-M 97	1	16	24	4	180	97	57	*	34.2	42	*	32	152	1.4	2.1
-M127	1	16	24	4	180	127	27	*	37.3	53	*	32	155	1.5	2.1
-210-M 97	2	16	24	4	210	97	28	59	34.2	42	53	32	182	2	2.1
-M127	1	16	24	4	210	127	57	*	37.3	53	*	32	181	1.9	2.3
-M157	1	16	24	4	210	157	27	*	40.5	53	*	32	185	1.7	2.7
-240-M127	1	16	24	4	240	127	87	*	37.3	53	*	32	211	2.3	2.6
-M157	1	16	24	4	240	157	57	*	40.5	53	*	32	215	2.1	2.9
-270-M157	1	16	24	4	270	157	87	*	40.5	53	*	32	241	2.5	3.2

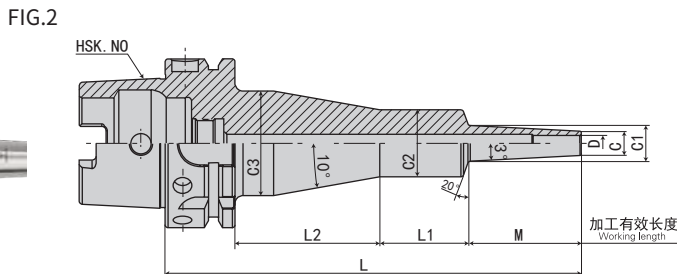
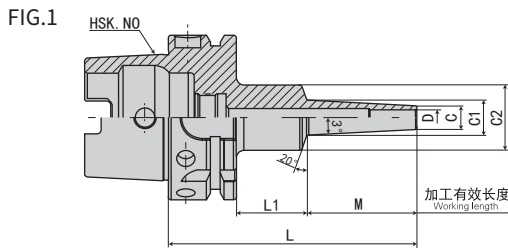
规格说明:

**HSK63A - SLFB - 12 - 75 - M22**

- 锥柄形式 Taper size
- 功能代号 Holder type
- 刀杆直径 Diameter
- L 长度 Length (L)
- 加工有效长度 Working length

·HSK63A-SL 热缩刀柄 (3°一体型)

HSK63A-SL SHRINK FIT HOLDER(3° MONO)



安全记号 (Safety mark)

壁厚 (Thickness) **t**

最短夹持长度 (Minimum insert length of the tool)

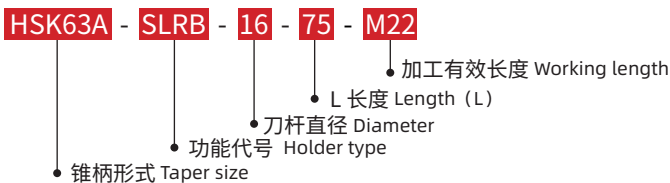
刀具最大插入长度 (Maximum insert length of the tool)

**■ 注意事项**

**刀具安装** 插入刀具时, 请务必将刀具插入比安全记号更深的位置。

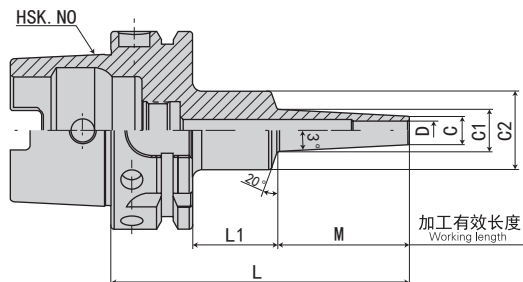
型号 Model	FIG	D	C	t	L	M	L1	L2	C1	C2	C3	H	h	重量 KGS	S
HSK63A-SLRB16- 75-M 22	1	16	32	8	75	22	27	*	34.3	42	*	32	50	1	0.3
- 95-M 42	1	16	32	8	95	42	27	*	36.4	42	*	32	70	1.1	0.5
-105-M 22	1	16	32	8	105	22	57	*	34.3	42	*	32	77	1.2	0.5
-120-M 67	1	16	32	8	120	67	27	*	39	42	*	32	95	1.3	0.7
-125-M 42	1	16	32	8	125	42	57	*	36.4	42	*	32	97	1.3	0.7
-135-M 22	2	16	32	8	135	22	28	59	34.3	42	53	32	107	1.7	0.5
-150-M 67	1	16	32	8	150	67	57	*	39	42	*	32	122	1.5	0.9
-155-M 42	2	16	32	8	155	42	28	59	36.4	42	53	32	127	1.9	0.7
-180-M 67	2	16	32	8	180	67	28	59	39	42	53	32	152	2	1
-SLFB16- 75-M 22	1	16	32	8	75	22	27	*	34.3	42	*	32	50	1	0.3
- 95-M 42	1	16	32	8	95	42	27	*	36.4	42	*	32	70	1.1	0.5
-105-M 22	1	16	32	8	105	22	57	*	34.3	42	*	32	77	1.2	0.5
-120-M 67	1	16	32	8	120	67	27	*	39	42	*	32	95	1.3	0.7
-125-M 42	1	16	32	8	125	42	57	*	36.4	42	*	32	97	1.3	0.7
-135-M 22	2	16	32	8	135	22	28	59	34.3	42	53	32	107	1.7	0.5
-150-M 67	1	16	32	8	150	67	57	*	39	50	*	32	120	1.7	0.7
-155-M 42	2	16	32	8	155	42	28	59	36.4	42	53	32	127	1.9	0.7
-180-M 67	2	16	32	8	180	67	28	59	39	42	53	32	152	2	1
-SLSB20- 95-M 42	1	20	29	4.5	95	42	27	*	33.4	42	*	40	70	1	0.5
-120-M 67	1	20	29	4.5	120	67	27	*	36	42	*	40	95	1.1	0.9
-125-M 42	1	20	29	4.5	125	42	57	*	33.4	42	*	40	97	1.2	0.8
-150-M 67	1	20	29	4.5	150	67	57	*	36	42	*	40	122	1.4	1.2
-M 97	1	20	29	4.5	150	97	27	*	39.2	53	*	40	125	1.4	1.1
-155-M 42	1	20	29	4.5	155	42	87	*	33.4	50	*	40	130	1.8	0.8
-180-M 67	2	20	29	4.5	180	67	28	59	36	42	53	40	152	1.9	1.2
-M 97	1	20	29	4.5	180	97	57	*	39.2	53	*	40	151	1.8	1.3
-M127	1	20	29	4.5	180	127	27	*	42.3	53	*	40	155	1.6	1.5

规格说明:



# ·HSK63A-SL 热缩刀柄 (3°一体型)

## HSK63A-SL SHRINK FIT HOLDER(3° MONO)

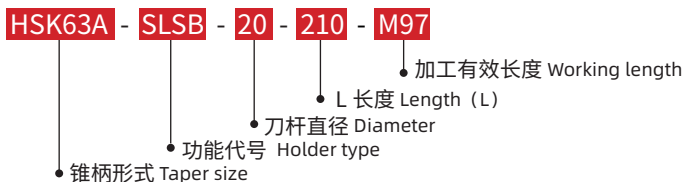


**■ 注意事项**

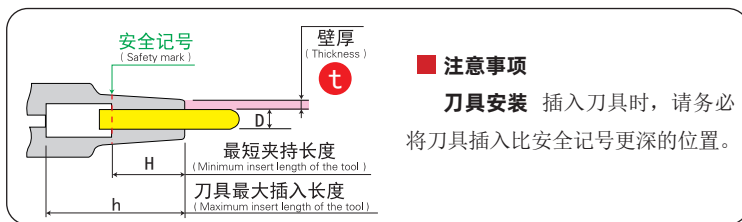
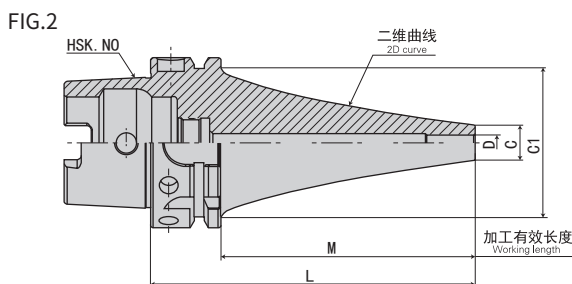
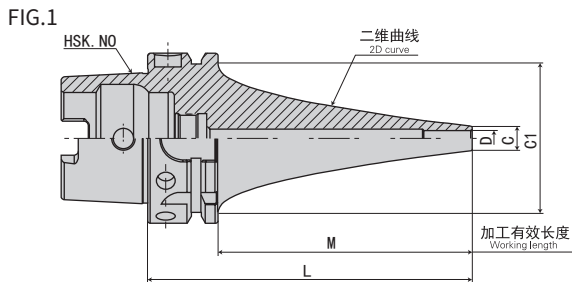

**刀具安装** 插入刀具时, 请务必将刀具插入比安全记号更深的位置。

型号 Model	D	C	t	L	M	L1	C1	C2	H	h	重量 KGS	S
<b>HSK63A-SLSB20-210-M 97</b>	20	29	4.5	210	97	87	39.2	53	40	181	2.2	1.6
-M127	20	29	4.5	210	127	57	42.3	53	40	181	2	1.8
-M157	20	29	4.5	210	157	27	45.5	53	40	185	1.9	1.9
-240-M127	20	29	4.5	240	127	87	42.3	53	40	211	2.3	2.1
-M157	20	29	4.5	240	157	57	45.5	53	40	211	2.4	2.2
-270-M157	20	29	4.5	270	157	87	45.5	53	40	241	2.7	2.6
<b>-SLRB20- 95-M 42</b>	20	38	9	95	42	27	42.4	53	40	70	1.3	0.3
-120-M 67	20	38	9	120	67	27	45	53	40	95	1.5	0.5
-125-M 42	20	38	9	125	42	57	42.4	53	40	96	1.7	0.4
-150-M 67	20	38	9	150	67	57	45	53	40	121	1.9	0.6
-155-M 42	20	38	9	155	42	87	42.4	53	40	126	2.1	0.6
-180-M 67	20	38	9	180	67	87	45	53	40	151	2.3	0.8
<b>-SLFB20- 95-M 42</b>	20	38	9	95	42	27	42.4	53	40	70	1.3	0.3
-120-M 67	20	38	9	120	67	27	45	53	40	95	1.5	0.5
-125-M 42	20	38	9	125	42	57	42.4	53	40	96	1.7	0.4
-150-M 67	20	38	9	150	67	57	45	50	40	120	1.9	0.7
-155-M 42	20	38	9	155	42	87	42.4	50	40	125	2	0.6
-180-M 67	20	38	9	180	67	87	45	53	40	151	2.3	0.8
<b>-SLRB25- 95-M 42</b>	25	45	10	95	42	27	49.4	53	45	70	1.4	0.3
-125-M 42	25	45	10	125	42	57	49.4	53	45	96	1.8	0.4
-155-M 42	25	45	10	155	42	87	49.4	53	45	126	2.2	0.6
<b>-SLFB25- 95-M 42</b>	25	45	10	95	42	27	49.4	53	45	70	1.4	0.3
-125-M 42	25	45	10	125	42	57	49.4	53	45	96	1.8	0.4
-155-M 42	25	45	10	155	42	87	49.4	53	45	126	2.2	0.6
<b>-SLRB32-110-M 42</b>	32	54	11	110	42	42	58.4	63	50	84	1.8	0.3

规格说明:

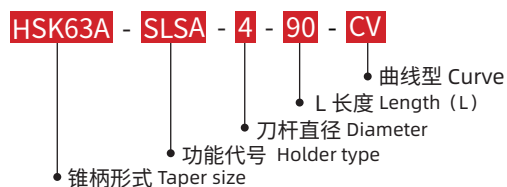


·HSK63A-SL 热缩刀柄 (CV 曲线型) HSK63A-SL SHRINK FIT HOLDER(CV CURVE)

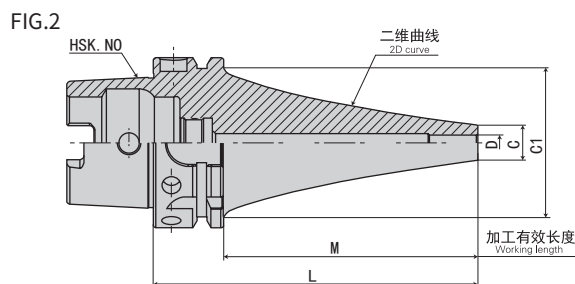
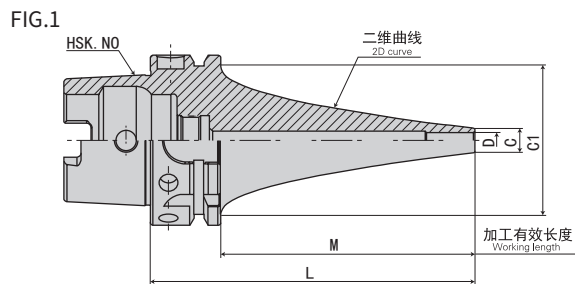


型号 Model	FIG	D	C	t	L	M	C1	H	h	重量 KGS	S
HSK63A-SLSA4- 90CV	1	4	7	1.5	90	64	53	12	65	1	1.8
-120CV	1	4	7	1.5	120	94	53	12	95	1.1	2.7
-150CV	1	4	7	1.5	150	124	53	12	125	1.3	4
-180CV	1	4	7	1.5	180	154	53	12	154	1.4	6.6
-210CV	1	4	7	1.5	210	184	53	12	185	1.4	11.6
-240CV	1	4	7	1.5	240	214	53	12	214	1.6	14
-270CV	1	4	7	1.5	270	244	53	12	245	2	11.9
-300CV	1	4	7	1.5	300	274	53	12	275	2.1	15.9
-SLRA4-120CV	2	4	10	3	120	94	53	12	95	1	1.9
-150CV	2	4	10	3	150	124	53	12	125	1.1	2.9
-180CV	2	4	10	3	180	154	53	12	155	1.4	3.3
-210CV	2	4	10	3	210	184	53	12	185	1.4	5.6
-SLSA6- 90CV	1	6	9	1.5	90	64	53	18	65	1	1.6
-120CV	1	6	9	1.5	120	94	53	18	95	1.1	2.3
-150CV	1	6	9	1.5	150	124	53	18	125	1.3	3.6
-180CV	1	6	9	1.5	180	154	53	18	154	1.4	5.7
-210CV	1	6	9	1.5	210	184	53	18	184	1.6	7.3
-240CV	1	6	9	1.5	240	214	53	18	214	1.6	12
-270CV	1	6	9	1.5	270	244	53	18	245	2.1	8.5
-300CV	1	6	9	1.5	300	274	53	18	275	2.3	11.7
-SLRA6- 90CV	2	6	13	3.5	90	64	53	18	65	1	0.8
-120CV	2	6	13	3.5	120	94	53	18	95	1.1	1.2
-150CV	2	6	13	3.5	150	124	53	18	125	1.3	1.9
-180CV	2	6	13	3.5	180	154	53	18	155	1.4	2.8
-210CV	2	6	13	3.5	210	184	53	18	185	1.4	4.8

规格说明:



# ·HSK63A-SL 热缩刀柄 (CV 曲线型) HSK63A-SL SHRINK FIT HOLDER(CV CURVE)

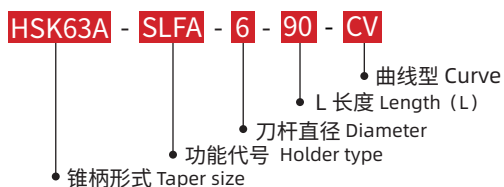


**■ 注意事项**

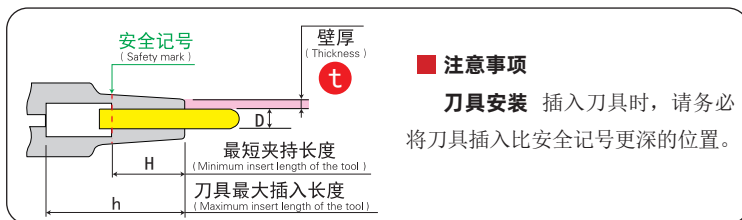
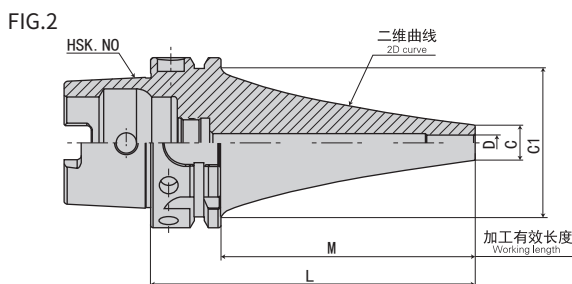
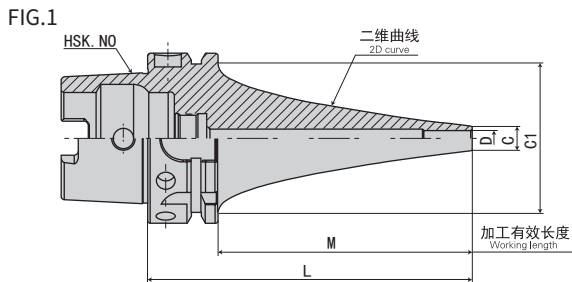

**刀具安装** 插入刀具时, 请务必将刀具插入比安全记号更深的位置。

型号 Model	FIG	D	C	t	L	M	C1	H	h	重量 KGS	S
HSK63A-SLFA6- 90CV	2	6	13	3.5	90	64	53	18	65	1	0.8
-120CV	2	6	13	3.5	120	94	53	18	95	1.1	1.2
-150CV	2	6	13	3.5	150	124	53	18	125	1.3	1.9
-180CV	2	6	13	3.5	180	154	53	18	155	1.4	2.8
-210CV	2	6	13	3.5	210	184	53	18	185	1.4	4.8
-SLSA8- 90CV	1	8	11	1.5	90	64	53	24	65	1	1.4
-120CV	1	8	11	1.5	120	94	53	24	94	1.1	2
-150CV	1	8	11	1.5	150	124	53	24	124	1.3	2.7
-180CV	1	8	11	1.5	180	154	53	24	155	1.4	5
-210CV	1	8	11	1.5	210	184	53	24	184	1.6	6.6
-240CV	1	8	11	1.5	240	214	53	24	214	1.8	8.3
-270CV	1	8	11	1.5	270	244	53	24	244	2.2	6.9
-300CV	1	8	11	1.5	300	274	53	24	274	2.4	8.9
-SLRA8- 90CV	2	8	16	4	90	64	53	24	65	1	0.7
-120CV	2	8	16	4	120	94	53	24	95	1.2	1
-150CV	2	8	16	4	150	124	53	24	125	1.4	1.4
-180CV	2	8	16	4	180	154	53	24	155	1.5	2
-210CV	2	8	16	4	210	184	53	24	185	1.6	3.5
-SLFA8- 90CV	2	8	16	4	90	64	53	24	65	1	0.7
-120CV	2	8	16	4	120	94	53	24	95	1.2	1
-150CV	2	8	16	4	150	124	53	24	125	1.4	1.4
-180CV	2	8	16	4	180	154	53	24	155	1.5	2
-210CV	2	8	16	4	210	184	53	24	185	1.6	3.5

规格说明:

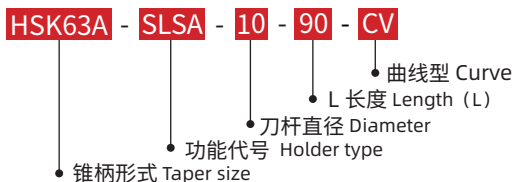


·HSK63A-SL 热缩刀柄 (CV 曲线型) HSK63A-SL SHRINK FIT HOLDER(CV CURVE)

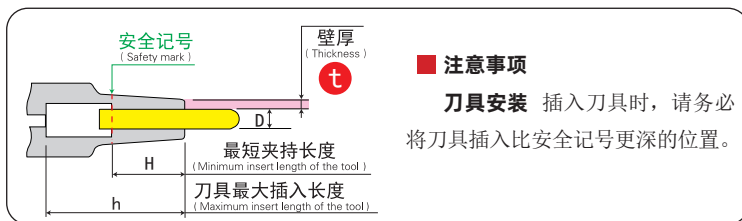
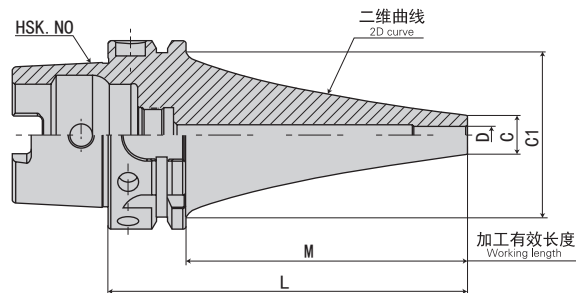



型号 Model	FIG	D	C	t	L	M	C1	H	h	重量 KGS	S
HSK63A-SLSA10- 90CV	1	10	13	1.5	90	64	53	30	65	1	1.3
-120CV	1	10	13	1.5	120	94	53	30	94	1.3	1.3
-150CV	1	10	13	1.5	150	124	53	30	125	1.4	2.2
-180CV	1	10	13	1.5	180	154	53	30	154	1.6	3.4
-210CV	1	10	13	1.5	210	184	53	30	184	1.6	6
-240CV	1	10	13	1.5	240	214	53	30	212	2.1	5.8
-270CV	1	10	13	1.5	270	244	53	30	244	2.1	6.6
-300CV	1	10	13	1.5	300	274	53	30	274	2.3	8.6
-SLRA10- 90CV	2	10	19	4.5	90	64	53	30	65	1	0.6
-120CV	2	10	19	4.5	120	94	53	30	95	1.2	0.9
-150CV	2	10	19	4.5	150	124	53	30	125	1.3	1.4
-180CV	2	10	19	4.5	180	154	53	30	155	1.5	2
-210CV	2	10	19	4.5	210	184	53	30	185	1.6	3.1
-SLFA10- 90CV	2	10	19	4.5	90	64	53	30	65	1	0.6
-120CV	2	10	19	4.5	120	94	53	30	95	1.2	0.9
-150CV	2	10	19	4.5	150	124	53	30	125	1.3	1.4
-180CV	2	10	19	4.5	180	154	53	30	155	1.5	2
-210CV	2	10	19	4.5	210	184	53	30	185	1.6	3.1
-SLSA12- 90CV	1	12	15	1.5	90	64	53	30	64	1.1	0.9
-120CV	1	12	15	1.5	120	94	53	30	94	1.3	1.2
-150CV	1	12	15	1.5	150	124	53	30	124	1.4	2.4
-180CV	1	12	15	1.5	180	154	53	30	154	1.6	3.3
-210CV	1	12	15	1.5	210	184	53	30	184	1.8	4.6
-240CV	1	12	15	1.5	240	214	53	30	214	2.1	5.5
-270CV	1	12	15	1.5	270	244	53	30	244	2.3	5.4

规格说明:

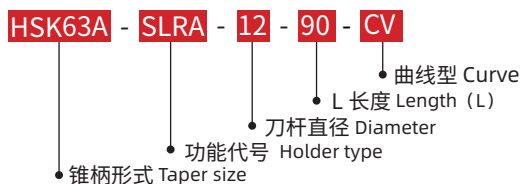




**·HSK63A-SL 热缩刀柄 (CV 曲线型)** HSK63A-SL SHRINK FIT HOLDER(CV CURVE)


型号 Model	D	C	t	L	M	C1	H	h	重量 KGS	S
<b>HSK63A-SLRA12- 90CV</b>	12	22	5	90	64	53	30	64	1	0.6
-120CV	12	22	5	120	94	53	30	94	1.3	0.7
-150CV	12	22	5	150	124	53	30	124	1.5	1.1
-180CV	12	22	5	180	154	53	30	154	1.5	1.8
-210CV	12	22	5	210	184	53	30	184	1.6	2.8
<b>-SLFA12- 90CV</b>	12	22	5	90	64	53	30	64	1	0.6
-120CV	12	22	5	120	94	53	30	94	1.3	0.7
-150CV	12	22	5	150	124	53	30	124	1.5	1.1
-180CV	12	22	5	180	154	53	30	154	1.5	1.8
-210CV	12	22	5	210	184	53	30	184	1.6	2.8
<b>-SLSB16- 90CV</b>	16	21	2.5	90	64	53	32	62	1.1	0.6
-120CV	16	21	2.5	120	94	53	32	92	1.5	0.8
-150CV	16	21	2.5	150	124	53	32	122	1.6	1.5
-180CV	16	21	2.5	180	154	53	32	152	1.9	1.9
-210CV	16	21	2.5	210	184	53	32	182	2.1	3
-240CV	16	21	2.5	240	214	53	32	212	2.4	3.7
-270CV	16	21	2.5	270	244	53	32	242	2.7	4.6
<b>-SLSB20- 90CV</b>	20	26	3	90	64	51	40	62	1.2	0.5
-120CV	20	26	3	120	94	53	40	92	1.5	0.8
-150CV	20	26	3	150	124	53	40	122	1.7	1.3
-180CV	20	26	3	180	154	53	40	152	2	1.8
-210CV	20	26	3	210	184	53	40	182	2.4	2.3
-240CV	20	26	3	240	214	53	40	212	2.7	3
-270CV	20	26	3	270	244	53	40	242	3.1	3.4

规格说明:



·HSK100A-SL 热缩刀柄 (3°一体型)

HSK100A-SL SHRINK FIT HOLDER(3° MONO)



FIG.1

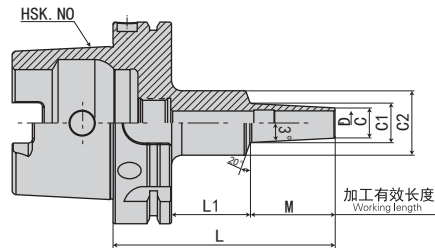
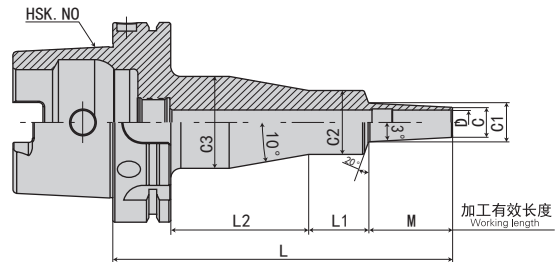


FIG.2



**安全记号** (Safety mark)

**壁厚** (Thickness)  $t$

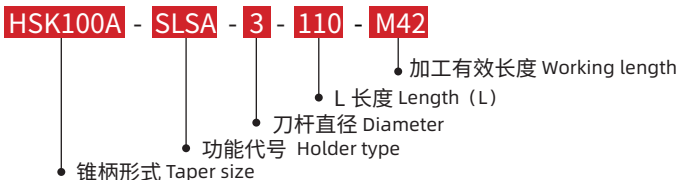
**最短夹持长度** (Minimum insert length of the tool)  $H$

**刀具最大插入长度** (Maximum insert length of the tool)  $h$

**■ 注意事项**  
**刀具安装** 插入刀具时, 请务必将刀具插入比安全记号更深的位置。

型号 Model	FIG	D	C	t	L	M	L1	L2	C1	C2	C3	H	h	重量 KGS	S
HSK100A-SLSA3-110-M 42	1	3	6	1.5	110	42	39	*	10.4	26	*	9	80	2.2	9.4
-135-M 67	1	3	6	1.5	135	67	39	*	13	26	*	9	105	2.3	15.1
-140-M 42	1	3	6	1.5	140	42	69	*	10.4	26	*	9	110	2.3	10.1
-165-M 67	1	3	6	1.5	165	67	69	*	13	25	*	9	136	2.2	16
-M 97	1	3	6	1.5	165	97	39	*	16.2	26	*	9	135	2.3	21
-170-M 42	2	3	6	1.5	170	42	33	66	10.4	26	40	9	140	2.6	10
-195-M 67	2	3	6	1.5	195	67	33	66	13	26	40	9	165	2.6	15.9
-M 97	1	3	6	1.5	195	97	69	*	16.2	25	*	9	166	2.3	22.5
-225-M 97	2	3	6	1.5	225	97	33	66	16.2	26	40	9	195	2.7	22.2
-SLRA3- 90-M 22	1	3	7.5	2.25	90	22	39	*	9.8	26	*	9	60	2.2	2.9
-110-M 42	1	3	7.5	2.25	110	42	39	*	11.9	26	*	9	80	2.2	5.5
-120-M 22	1	3	7.5	2.25	120	22	69	*	9.8	25	*	9	91	2.2	3.3
-135-M 67	1	3	7.5	2.25	135	67	39	*	14.5	26	*	9	105	2.3	9
-140-M 42	1	3	7.5	2.25	140	42	69	*	11.9	26	*	9	110	2.3	6.1
-150-M 22	2	3	7.5	2.25	150	22	33	66	9.8	26	40	9	120	2.6	3.2
-165-M 67	1	3	7.5	2.25	165	67	69	*	14.5	25	*	9	136	2.6	10.1
-M 97	1	3	7.5	2.25	165	97	39	*	17.7	25	*	9	136	2.2	13.1
-170-M 42	2	3	7.5	2.25	170	42	33	66	11.9	26	40	9	140	2.6	6
-195-M 67	2	3	7.5	2.25	195	67	33	66	14.5	26	40	9	165	2.6	9.9
-M 97	1	3	7.5	2.25	195	97	69	*	17.7	26	*	9	165	2.4	14.7
-M127	1	3	7.5	2.25	195	127	39	*	20.8	36	*	9	165	2.4	15.8
-225-M 97	2	3	7.5	2.25	225	97	33	66	17.7	26	40	9	195	2.7	14.4
-M127	1	3	7.5	2.25	225	127	69	*	20.8	36	*	9	195	2.6	16.4
-255-M127	2	3	7.5	2.25	255	127	30	69	20.8	32	46	9	226	3	16.6

规格说明:





·HSK100A-SL 热缩刀柄 (3°一体型)

HSK100A-SL SHRINK FIT HOLDER(3° MONO)



FIG.1

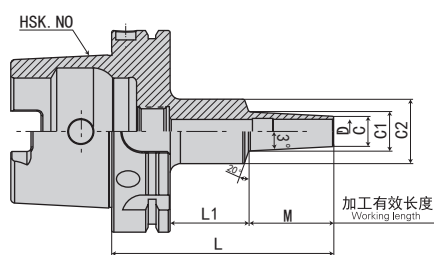
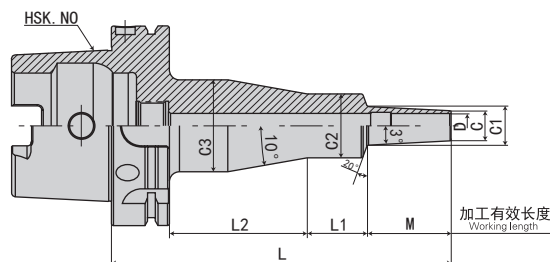
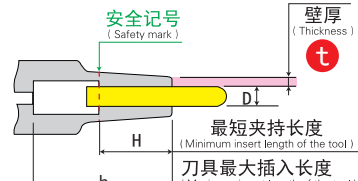


FIG.2



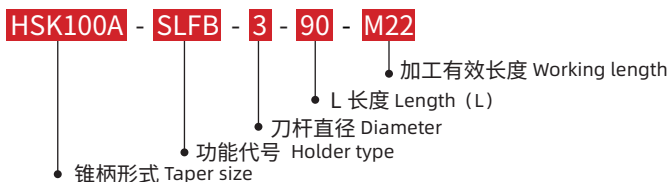


**■ 注意事项**

**刀具安装** 插入刀具时，请务必将刀具插入比安全记号更深的位置。

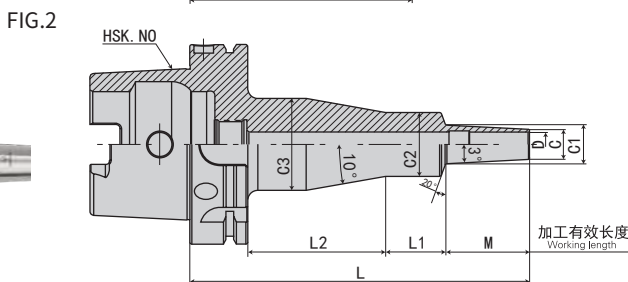
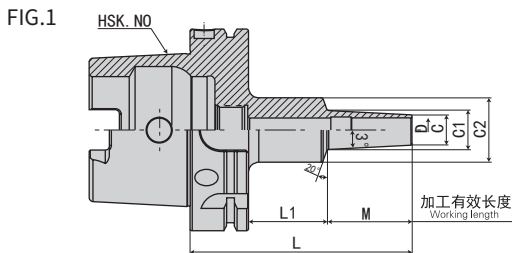
型号 Model	FIG	D	C	t	L	M	L1	L2	C1	C2	C3	H	h	重量 KGS	S
HSK100A-SLFB3- 90-M 22	1	3	9.5	3.25	90	22	39	*	11.8	26	*	9	60	2.2	1.9
-110-M 42	1	3	9.5	3.25	110	42	39	*	13.9	26	*	9	80	2.3	3.3
-120-M 22	1	3	9.5	3.25	120	22	69	*	11.8	26	*	9	90	2.3	2.3
-135-M 67	1	3	9.5	3.25	135	67	39	*	16.5	26	*	9	105	2.3	5.5
-140-M 42	1	3	9.5	3.25	140	42	69	*	13.9	25	*	9	111	2.2	4.1
-150-M 22	2	3	9.5	3.25	150	22	33	66	11.8	26	40	9	120	2.6	2.3
-165-M 67	1	3	9.5	3.25	165	67	69	*	16.5	25	*	9	136	2.3	6.7
-170-M 42	2	3	9.5	3.25	170	42	33	66	13.9	26	40	9	140	2.6	3.9
-195-M 67	2	3	9.5	3.25	195	67	33	66	16.5	26	40	9	165	2.6	6.3
-SLSA4-110-M 42	1	4	7	1.5	110	42	39	*	11.4	25	*	12	81	2.1	7.2
-135-M 67	1	4	7	1.5	135	67	39	*	14	25	*	12	106	2.2	11.8
-140-M 42	1	4	7	1.5	140	42	69	*	11.4	25	*	12	111	2.2	8
-165-M 67	1	4	7	1.5	165	67	69	*	14	25	*	12	136	2.3	13.1
-M 97	1	4	7	1.5	165	97	39	*	17.2	26	*	12	135	2.3	16.9
-170-M 42	2	4	7	1.5	170	42	33	66	11.4	26	40	12	140	2.6	8
-195-M 67	2	4	7	1.5	195	67	33	66	14	25	39	12	166	2.6	12.9
-M 97	1	4	7	1.5	195	97	69	*	17.2	25	*	12	166	2.3	18.7
-225-M 97	2	4	7	1.5	225	97	33	66	17.2	25	39	12	196	2.6	18.3
-SLRA4- 90-M 22	1	4	10	3	90	22	39	*	12.3	25	*	12	61	2.1	1.8
-110-M 42	1	4	10	3	110	42	39	*	14.4	25	*	12	81	2.2	3.2
-120-M 22	1	4	10	3	120	22	69	*	12.3	25	*	12	91	2.2	2.3
-135-M 67	1	4	10	3	135	67	39	*	17	25	*	12	106	2.2	5.3
-140-M 42	1	4	10	3	140	42	69	*	14.4	25	*	12	111	2.2	4
-150-M 22	2	4	10	3	150	22	33	66	12.3	26	40	12	120	2.6	2.2
-165-M 67	1	4	10	3	165	67	69	*	17	26	*	12	135	2.4	6.3
-M 97	1	4	10	3	165	97	39	*	20.2	25	*	12	136	2.2	8

规格说明:



·HSK100A-SL 热缩刀柄 (3°一体型)

HSK100A-SL SHRINK FIT HOLDER(3° MONO)



**安全记号** (Safety mark)

**壁厚** (Thickness)  $t$

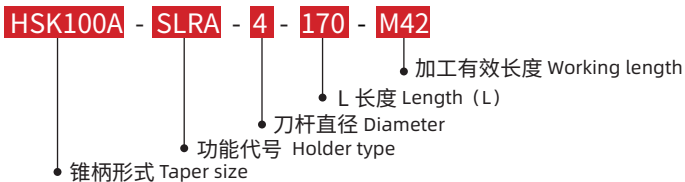
**最短夹持长度** (Minimum insert length of the tool)  $H$

**刀具最大插入长度** (Maximum insert length of the tool)  $h$

**注意事项**  
**刀具安装** 插入刀具时, 请务必将刀具插入比安全记号更深的位置。

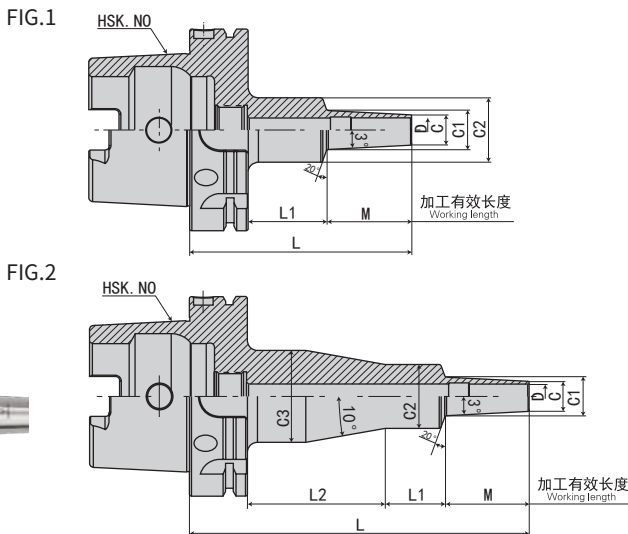
型号 Model	FIG	D	C	t	L	M	L1	L2	C1	C2	C3	H	h	重量 KGS	S
HSK100A-SLRA4-170-M 42	2	4	10	3	170	42	33	66	14.4	25	39	12	141	2.6	3.8
-195-M 67	2	4	10	3	195	67	33	66	17	25	39	12	166	2.6	6.3
-M 97	1	4	10	3	195	97	69	*	20.2	26	*	12	165	2.4	9.5
-M127	1	4	10	3	195	127	39	*	23.3	32	*	12	166	2.4	9.6
-225-M 97	2	4	10	3	225	97	33	66	20.2	26	40	12	195	2.7	9.2
-M127	1	4	10	3	225	127	69	*	23.3	32	*	12	196	2.6	10.7
-255-M127	2	4	10	3	255	127	30	69	23.3	32	46	12	226	3	10.4
-SLFB4- 90-M 22	1	4	12	4	90	22	39	*	14.3	25	*	12	61	2.1	1.4
-110-M 42	1	4	12	4	110	42	39	*	16.4	26	*	12	80	2.3	2.3
-120-M 22	1	4	12	4	120	22	69	*	14.3	25	*	12	91	2.2	1.9
-135-M 67	1	4	12	4	135	67	39	*	19	26	*	12	105	2.3	3.7
-140-M 42	1	4	12	4	140	42	69	*	16.4	25	*	12	111	2.3	3.1
-150-M 22	2	4	12	4	150	22	33	66	14.3	25	39	12	121	2.6	1.8
-165-M 67	1	4	12	4	165	67	69	*	19	26	*	12	135	2.4	4.7
-170-M 42	2	4	12	4	170	42	33	66	16.4	25	39	12	141	2.6	2.9
-195-M 67	2	4	12	4	195	67	33	66	19	25	39	12	166	2.6	4.7
-SLSA6-110-M 42	1	6	9	1.5	110	42	39	*	13.4	25	*	18	81	2.1	4.9
-135-M 67	1	6	9	1.5	135	67	39	*	16	25	*	18	106	2.2	8.2
-140-M 42	1	6	9	1.5	140	42	69	*	13.4	25	*	18	111	2.2	5.8
-165-M 67	1	6	9	1.5	165	67	69	*	16	25	*	18	136	2.3	9.5
-M 97	1	6	9	1.5	165	97	39	*	19.2	32	*	18	136	2.3	11.1
-170-M 42	2	6	9	1.5	170	42	33	66	13.4	25	39	18	141	2.6	5.6
-195-M 67	2	6	9	1.5	195	67	33	66	16	25	39	18	166	2.6	9.3
-M 97	1	6	9	1.5	195	97	69	*	19.2	32	*	18	166	2.4	11.9
-225-M 97	2	6	9	1.5	225	97	30	69	19.2	32	46	18	196	2.9	11.7

规格说明:



**·HSK100A-SL 热缩刀柄 (3°一体型)**

## HSK100A-SL SHRINK FIT HOLDER(3° MONO)



**安全记号** (Safety mark)

**壁厚** (Thickness) **t**

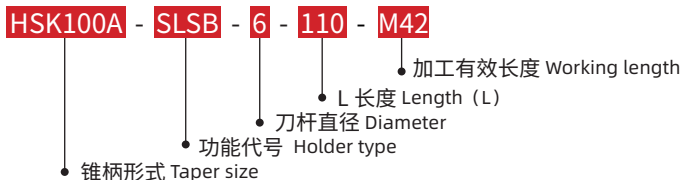
**最短夹持长度** (Minimum insert length of the tool) **H**

**刀具最大插入长度** (Maximum insert length of the tool) **h**

**■ 注意事项**  
**刀具安装** 插入刀具时, 请务必将刀具插入比安全记号更深的位置。

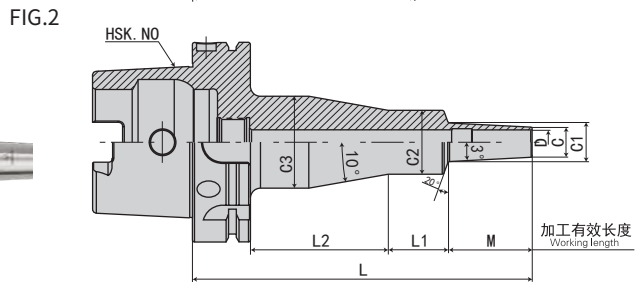
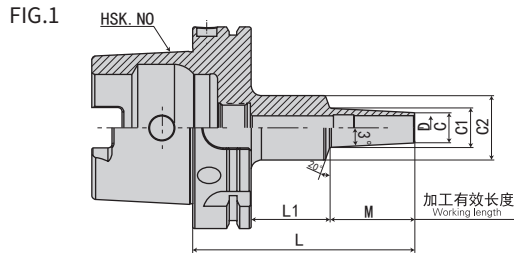
型号 Model	FIG	D	C	t	L	M	L1	L2	C1	C2	C3	H	h	重量 KGS	S
HSK100A-SLSB6-110-M 42	1	6	10	2	110	42	39	*	14.4	25	*	18	81	2.1	3.8
-135-M 67	1	6	10	2	135	67	39	*	17	25	*	18	106	2.2	6.3
-140-M 42	1	6	10	2	140	42	69	*	14.4	25	*	18	111	2.2	4.7
-165-M 67	1	6	10	2	165	67	69	*	17	25	*	18	136	2.3	7.7
-M 97	1	6	10	2	165	97	39	*	20.2	32	*	18	136	2.3	8.6
-170-M 42	2	6	10	2	170	42	33	66	14.4	26	40	18	140	2.6	4.6
-195-M 67	2	6	10	2	195	67	33	66	17	25	39	18	166	2.6	7.4
-M 97	1	6	10	2	195	97	69	*	20.2	36	*	18	165	2.6	9.5
-M127	1	6	10	2	195	127	39	*	23.3	32	*	18	166	2.4	11.3
-225-M 97	2	6	10	2	225	97	30	69	20.2	32	46	18	196	2.9	9.2
-M127	1	6	10	2	225	127	69	*	23.3	32	*	18	196	2.5	12.4
-M157	1	6	10	2	225	157	39	*	26.5	32	*	18	196	2.5	13.6
-255-M127	2	6	10	2	255	127	30	69	23.3	32	46	18	226	3	12.1
-M157	1	6	10	2	255	157	69	*	26.5	32	*	18	226	2.6	15.1
-285-M157	2	6	10	2	285	157	30	69	26.5	32	46	18	256	3.1	14.6
-SLRB6- 90-M 22	1	6	14	4	90	22	39	*	16.3	32	*	18	61	2.2	1
-110-M 42	1	6	14	4	110	42	39	*	18.4	32	*	18	81	2.3	1.6
-120-M 22	1	6	14	4	120	22	69	*	16.3	32	*	18	91	2.4	1.2
-135-M 67	1	6	14	4	135	67	39	*	21	32	*	18	106	2.3	2.7
-140-M 42	1	6	14	4	140	42	69	*	18.4	32	*	18	111	2.4	2
-150-M 22	2	6	14	4	150	22	30	69	16.3	32	46	18	121	2.8	1.2
-165-M 67	1	6	14	4	165	67	69	*	21	32	*	18	136	2.5	3.2
-170-M 42	2	6	14	4	170	42	30	69	18.4	32	46	18	141	2.9	1.9
-195-M 67	2	6	14	4	195	67	30	69	21	32	46	18	166	2.9	3.1

## 规格说明:



·HSK100A-SL 热缩刀柄 (3°一体型)

HSK100A-SL SHRINK FIT HOLDER(3° MONO)



**安全记号** (Safety mark)

**壁厚** (Thickness)  $t$

**最短夹持长度** (Minimum insert length of the tool)  $H$

**刀具最大插入长度** (Maximum insert length of the tool)  $h$

**■ 注意事项**  
**刀具安装** 插入刀具时, 请务必将刀具插入比安全记号更深的位置。

型号 Model	FIG	D	C	t	L	M	L1	L2	C1	C2	C3	H	h	重量 KGS	S
HSK100A-SLFB6- 90-M 22	1	6	14	4	90	22	39	*	16.3	32	*	18	61	2.2	1
-110-M 42	1	6	14	4	110	42	39	*	18.4	32	*	18	81	2.3	1.6
-120-M 22	1	6	14	4	120	22	69	*	16.3	32	*	18	91	2.4	1.2
-135-M 67	1	6	14	4	135	67	39	*	21	36	*	18	105	2.4	2.6
-140-M 42	1	6	14	4	140	42	69	*	18.4	32	*	18	111	2.4	2
-150-M 22	2	6	14	4	150	22	30	69	16.3	32	46	18	121	2.8	1.2
-165-M 67	1	6	14	4	165	67	69	*	21	32	*	18	136	2.5	3.2
-170-M 42	2	6	14	4	170	42	30	69	18.4	32	46	18	141	2.9	1.9
-195-M 67	2	6	14	4	195	67	30	69	21	32	46	18	166	2.9	3.1
-SLSA8-110-M 42	1	8	11	1.5	110	42	39	*	15.4	36	*	24	80	2.3	3.2
-135-M 67	1	8	11	1.5	135	67	39	*	18	32	*	24	106	2.3	5.5
-140-M 42	1	8	11	1.5	140	42	69	*	15.4	36	*	24	110	2.5	3.5
-165-M 67	1	8	11	1.5	165	67	69	*	18	36	*	24	135	2.5	5.8
-M 97	1	8	11	1.5	165	97	39	*	21.2	32	*	24	136	2.3	8.1
-170-M 42	2	8	11	1.5	170	42	28	71	15.4	36	50	24	140	3.1	3.4
-195-M 67	2	8	11	1.5	195	67	30	69	18	32	46	24	166	2.9	5.9
-M 97	1	8	11	1.5	195	97	69	*	21.2	32	*	24	166	2.5	8.9
-225-M 97	2	8	11	1.5	225	97	28	71	21.2	36	50	24	195	3.2	8.3
-SLSB8-110-M 42	1	8	13	2.5	110	42	39	*	17.4	32	*	24	81	2.2	2.1
-135-M 67	1	8	13	2.5	135	67	39	*	20	32	*	24	106	2.3	3.6
-140-M 42	1	8	13	2.5	140	42	69	*	17.4	32	*	24	111	2.4	2.6
-165-M 67	1	8	13	2.5	165	67	69	*	20	32	*	24	136	2.4	4.2
-M 97	1	8	13	2.5	165	97	39	*	23.2	32	*	24	136	2.4	5.4

规格说明:

HSK100A - SLFB - 6 - 90 - M22

- 锥柄形式 Taper size
- 功能代号 Holder type
- 刀杆直径 Diameter
- L 长度 Length (L)
- 加工有效长度 Working length

**·HSK100A-SL 热缩刀柄 (3°一体型)**

## HSK100A-SL SHRINK FIT HOLDER(3° MONO)



FIG.1

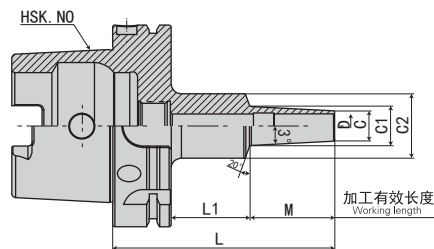
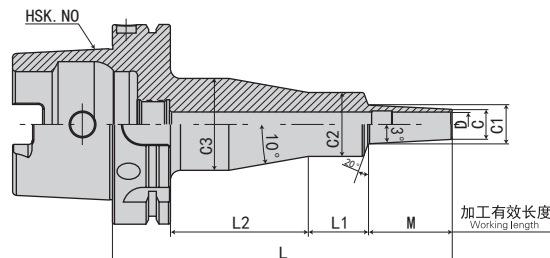


FIG.2



安全记号  
(Safety mark)

壁厚  
(Thickness)  
**t**

最短夹持长度  
(Minimum insert length of the tool)  
H

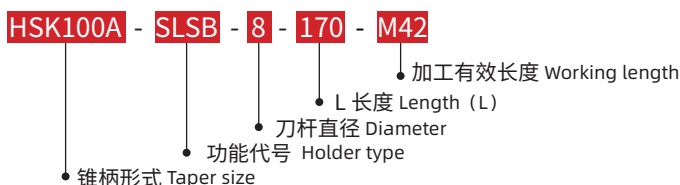
刀具最大插入长度  
(Maximum insert length of the tool)  
h

**■ 注意事项**

**刀具安装** 插入刀具时, 请务必将刀具插入比安全记号更深的位置。

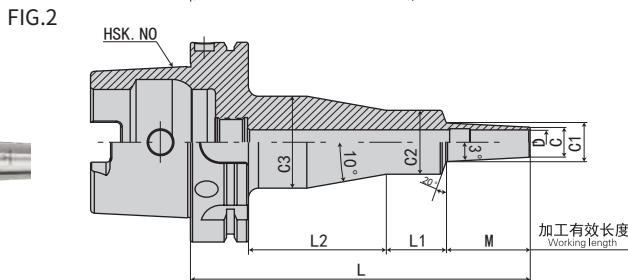
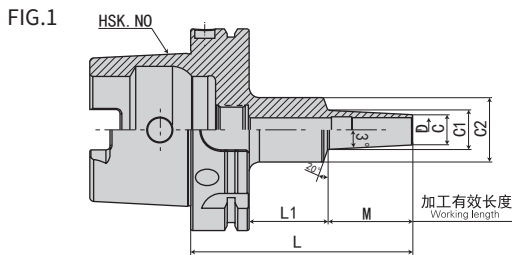
型号 Model	FIG	D	C	t	L	M	L1	L2	C1	C2	C3	H	h	重量 KGS	S
<b>HSK100A-SLSB8-170-M 42</b>	2	8	13	2.5	170	42	28	71	17.4	36	50	24	140	3.1	2.4
<b>-195-M 67</b>	2	8	13	2.5	195	67	30	69	20	32	46	24	166	2.9	4
<b>-M 97</b>	1	8	13	2.5	195	97	69	*	23.2	32	*	24	166	2.5	6.3
<b>-M127</b>	1	8	13	2.5	195	127	39	*	26.3	32	*	24	166	2.4	7.3
<b>-225-M 97</b>	2	8	13	2.5	225	97	30	69	23.2	32	46	24	196	3	6
<b>-M127</b>	1	8	13	2.5	225	127	69	*	26.3	32	*	24	196	2.6	8.5
<b>-M157</b>	1	8	13	2.5	225	157	39	*	29.5	42	*	24	196	2.7	8.1
<b>-255-M127</b>	2	8	13	2.5	255	127	30	69	26.3	32	46	24	226	3.1	8.2
<b>-M157</b>	1	8	13	2.5	255	157	69	*	29.5	42	*	24	226	2.9	8.7
<b>-285-M157</b>	2	8	13	2.5	285	157	28	71	29.5	42	56	24	256	3.6	8.6
<b>-SLRB8- 90-M 22</b>	1	8	18	5	90	22	39	*	20.3	32	*	24	61	2.2	0.7
<b>-110-M 42</b>	1	8	18	5	110	42	39	*	22.4	32	*	24	81	2.3	1.1
<b>-120-M 22</b>	1	8	18	5	120	22	69	*	20.3	32	*	24	91	2.4	1
<b>-135-M 67</b>	1	8	18	5	135	67	39	*	25	32	*	24	106	2.4	1.8
<b>-140-M 42</b>	1	8	18	5	140	42	69	*	22.4	32	*	24	111	2.4	1.6
<b>-150-M 22</b>	2	8	18	5	150	22	30	69	20.3	32	46	24	121	2.9	1
<b>-165-M 67</b>	1	8	18	5	165	67	69	*	25	32	*	24	136	2.5	2.4
<b>-170-M 42</b>	2	8	18	5	170	42	28	71	22.4	36	50	24	140	3.1	1.3
<b>-195-M 67</b>	2	8	18	5	195	67	30	69	25	32	46	24	166	3	2.2
<b>-SLFB8- 90-M 22</b>	1	8	18	5	90	22	39	*	20.3	36	*	24	60	2.3	0.7
<b>-110-M 42</b>	1	8	18	5	110	42	39	*	22.4	32	*	24	81	2.3	1.1
<b>-120-M 22</b>	1	8	18	5	120	22	69	*	20.3	32	*	24	91	2.4	1
<b>-135-M 67</b>	1	8	18	5	135	67	39	*	25	36	*	24	105	2.4	1.7
<b>-140-M 42</b>	1	8	18	5	140	42	69	*	22.4	36	*	24	110	2.6	1.3
<b>-150-M 22</b>	2	8	18	5	150	22	30	69	20.3	32	46	24	121	2.9	1
<b>-165-M 67</b>	1	8	18	5	165	67	69	*	25	32	*	24	136	2.5	2.4
<b>-170-M 42</b>	2	8	18	5	170	42	30	69	22.4	32	46	24	141	2.9	1.5
<b>-195-M 67</b>	2	8	18	5	195	67	30	69	25	32	46	24	166	3	2.2

规格说明:



·HSK100A-SL 热缩刀柄 (3°一体型)

HSK100A-SL SHRINK FIT HOLDER(3° MONO)



**安全记号** (Safety mark)

**壁厚** (Thickness)  $t$

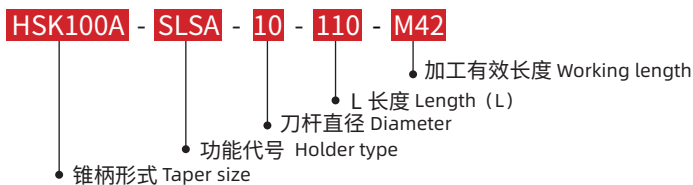
**最短夹持长度** (Minimum insert length of the tool)  $H$

**刀具最大插入长度** (Maximum insert length of the tool)  $h$

**■ 注意事项**  
**刀具安装** 插入刀具时, 请务必将刀具插入比安全记号更深的位置。

型号 Model	FIG	D	C	t	L	M	L1	L2	C1	C2	C3	H	h	重量 KGS	S
HSK100A-SLSA10-110-M 42	1	10	13	1.5	110	42	39	*	17.4	25	*	30	81	2.2	2.7
-135-M 67	1	10	13	1.5	135	67	39	*	20	32	*	30	106	2.3	4.1
-140-M 42	1	10	13	1.5	140	42	69	*	17.4	25	*	30	111	2.2	3.8
-165-M 67	1	10	13	1.5	165	67	69	*	20	36	*	30	135	2.5	4.4
-M 97	1	10	13	1.5	165	97	39	*	23.2	32	*	30	136	2.3	6.2
-170-M 42	2	10	13	1.5	170	42	28	71	17.4	36	50	30	140	3.1	2.5
-195-M 67	2	10	13	1.5	195	67	30	69	20	32	46	30	166	2.9	4.6
-M 97	1	10	13	1.5	195	97	69	*	23.2	32	*	30	166	2.5	7.1
-225-M 97	2	10	13	1.5	225	97	30	69	23.2	32	46	30	196	3	6.9
-SLSB10-110-M 42	1	10	16	3	110	42	39	*	20.4	32	*	30	81	2.3	1.2
-135-M 67	1	10	16	3	135	67	39	*	23	32	*	30	106	2.3	2.5
-140-M 42	1	10	16	3	140	42	69	*	20.4	32	*	30	111	2.4	2
-165-M 67	1	10	16	3	165	67	69	*	23	32	*	30	136	2.5	3.2
-M 97	1	10	16	3	165	97	39	*	26.2	32	*	30	136	2.4	3.8
-170-M 42	2	10	16	3	170	42	30	69	20.4	32	46	30	141	2.9	1.9
-195-M 67	2	10	16	3	195	67	30	69	23	32	46	30	166	2.9	3
-M 97	1	10	16	3	195	97	69	*	26.2	32	*	30	166	2.6	4.8
-M127	1	10	16	3	195	127	39	*	29.3	42	*	30	166	2.6	4.6
-225-M 97	2	10	16	3	225	97	30	69	26.2	32	46	30	196	3	4.5
-M127	1	10	16	3	225	127	69	*	29.3	42	*	30	196	2.9	5
-M157	1	10	16	3	225	157	39	*	32.5	42	*	30	196	2.8	5.7
-255-M127	1	10	16	3	255	127	99	*	29.3	50	*	30	225	3.5	5
-M157	1	10	16	3	255	157	69	*	32.5	42	*	30	226	3	6.2
-285-M157	2	10	16	3	285	157	28	71	32.5	42	56	30	256	3.7	6.1

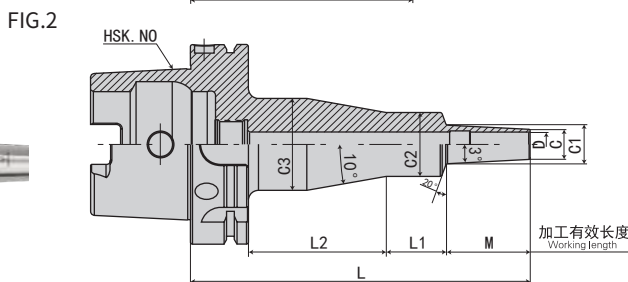
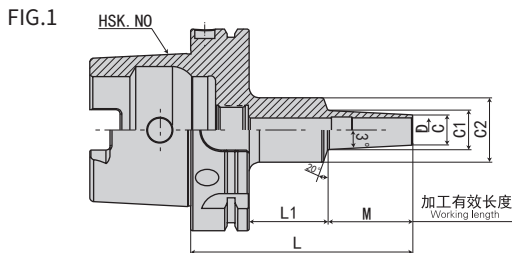
规格说明:





·HSK100A-SL 热缩刀柄 (3°一体型)

HSK100A-SL SHRINK FIT HOLDER(3° MONO)



安全记号  
(Safety mark)

壁厚  
(Thickness)  
t

最短夹持长度  
(Minimum insert length of the tool)  
H

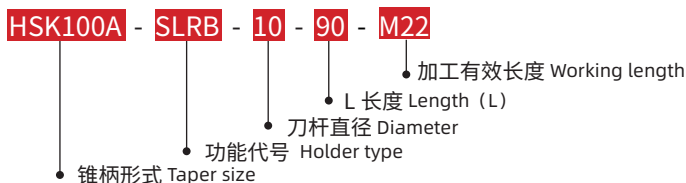
刀具最大插入长度  
(Maximum insert length of the tool)  
h

**■ 注意事项**

**刀具安装** 插入刀具时, 请务必将刀具插入比安全记号更深的位置。

型号 Model	FIG	D	C	t	L	M	L1	L2	C1	C2	C3	H	h	重量 KGS	S
HSK100A-SLRB10- 90-M 22	1	10	22	6	90	22	39	*	24.3	32	*	30	61	2.3	0.6
-110-M 42	1	10	22	6	110	42	39	*	26.4	32	*	30	81	2.3	0.9
-120-M 22	1	10	22	6	120	22	69	*	24.3	32	*	30	91	2.4	0.9
-135-M 67	1	10	22	6	135	67	39	*	29	42	*	30	106	2.5	1.1
-140-M 42	1	10	22	6	140	42	69	*	26.4	32	*	30	111	2.5	1.4
-150-M 22	2	10	22	6	150	22	28	71	24.3	36	50	30	120	3.1	0.7
-165-M 67	1	10	22	6	165	67	69	*	29	42	*	30	136	2.8	1.3
-170-M 42	2	10	22	6	170	42	28	71	26.4	36	50	30	140	3.2	1
-195-M 67	2	10	22	6	195	67	28	71	29	42	50	30	166	3.5	1.3
-SLFB10- 90-M 22	1	10	22	6	90	22	39	*	24.3	32	*	30	61	2.3	0.6
-110-M 42	1	10	22	6	110	42	39	*	26.4	32	*	30	81	2.3	0.9
-120-M 22	1	10	22	6	120	22	69	*	24.3	32	*	30	91	2.4	0.9
-135-M 67	1	10	22	6	135	67	39	*	29	36	*	30	105	2.5	1.2
-140-M 42	1	10	22	6	140	42	69	*	26.4	36	*	30	110	2.6	1.1
-150-M 22	2	10	22	6	150	22	30	69	24.3	32	46	30	121	2.9	0.9
-165-M 67	1	10	22	6	165	67	69	*	29	36	*	30	135	2.7	1.6
-170-M 42	2	10	22	6	170	42	30	69	26.4	32	46	30	141	2.9	1.3
-195-M 67	2	10	22	6	195	67	28	71	29	42	56	30	166	3.5	1.3
-SLSA12-110-M 42	1	12	15	1.5	110	42	39	*	19.4	32	*	30	79	2.2	1.9
-135-M 67	1	12	15	1.5	135	67	39	*	22	32	*	30	104	2.3	3.4
-140-M 42	1	12	15	1.5	140	42	69	*	19.4	32	*	30	109	2.4	2.4
-165-M 67	1	12	15	1.5	165	67	69	*	22	32	*	30	134	2.4	4.1
-M 97	1	12	15	1.5	165	97	39	*	25.2	32	*	30	134	2.3	5.1
-170-M 42	2	12	15	1.5	170	42	28	71	19.4	36	50	30	135	3.1	2.1
-195-M 67	2	12	15	1.5	195	67	30	69	22	32	46	30	164	2.9	3.9
-M 97	1	12	15	1.5	195	97	69	*	25.2	36	*	30	160	2.7	5.5
-225-M 97	2	12	15	1.5	225	97	30	69	25.2	32	46	30	194	3	5.8

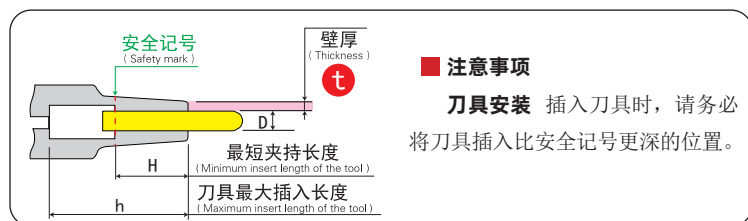
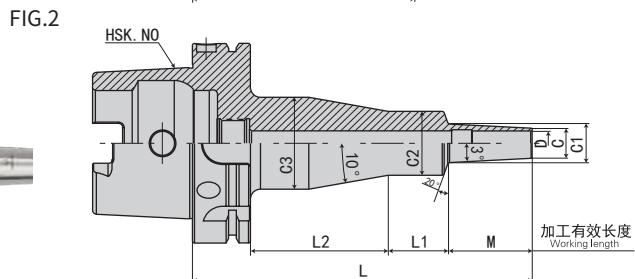
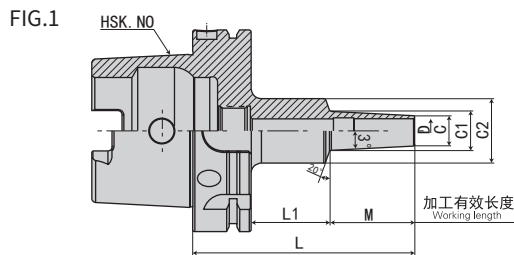
规格说明:



B  
HSK SHANK SYSTEMS  
HSK 刀柄系列

·HSK100A-SL 热缩刀柄 (3°一体型)

HSK100A-SL SHRINK FIT HOLDER(3° MONO)



型号 Model	FIG	D	C	t	L	M	L1	L2	C1	C2	C3	H	h	重量 KGS	S
HSK100A-SLSB12-110-M 42	1	12	19	3.5	110	42	39	*	23.4	32	*	30	79	2.3	1.2
-135-M 67	1	12	19	3.5	135	67	39	*	26	32	*	30	104	2.3	2
-140-M 42	1	12	19	3.5	140	42	69	*	23.4	32	*	30	109	2.4	1.7
-165-M 67	1	12	19	3.5	165	67	69	*	26	32	*	30	134	2.5	2.7
-M 97	1	12	19	3.5	165	97	39	*	29.2	42	*	30	133	2.6	2.5
-170-M 42	2	12	19	3.5	170	42	28	71	23.4	36	50	30	135	3.1	1.4
-195-M 67	2	12	19	3.5	195	67	30	69	26	32	46	30	164	3	2.5
-M 97	1	12	19	3.5	195	97	69	*	29.2	50	*	30	160	3.1	2.6
-M127	1	12	19	3.5	195	127	39	*	32.3	42	*	30	163	2.7	3.3
-225-M 97	1	12	19	3.5	225	97	99	*	29.2	50	*	30	190	3.4	2.8
-M127	1	12	19	3.5	225	127	69	*	32.3	42	*	30	192	3	3.8
-M157	1	12	19	3.5	225	157	39	*	35.5	42	*	30	193	2.9	4.2
-255-M127	2	12	19	3.5	255	127	28	71	32.3	42	56	30	222	3.6	3.7
-M157	1	12	19	3.5	255	157	69	*	35.5	42	*	30	222	3.1	4.8
-285-M157	2	12	19	3.5	285	157	28	71	35.5	42	56	30	252	3.8	4.7
-SLRB12- 90-M 22	1	12	26	7	90	22	39	*	28.3	42	*	30	58	2.4	0.4
-110-M 42	1	12	26	7	110	42	39	*	30.4	42	*	30	78	2.5	0.6
-120-M 22	1	12	26	7	120	22	69	*	28.3	42	*	30	87	2.6	0.5
-135-M 67	1	12	26	7	135	67	39	*	33	42	*	30	103	2.6	0.9
-140-M 42	1	12	26	7	140	42	69	*	30.4	42	*	30	107	2.7	0.8
-150-M 22	1	12	26	7	150	22	99	*	28.3	50	*	30	117	3.3	0.5
-165-M 67	1	12	26	7	165	67	69	*	33	42	*	30	132	2.9	1.1
-170-M 42	1	12	26	7	170	42	99	*	30.4	50	*	30	135	3.3	0.8
-195-M 67	2	12	26	7	195	67	28	71	33	42	56	30	162	3.5	1.1

规格说明:

HSK100A - SLSB - 12 - 110 - M42

- 锥柄形式 Taper size
- 功能代号 Holder type
- 刀杆直径 Diameter
- L 长度 Length (L)
- 加工有效长度 Working length



·HSK100A-SL 热缩刀柄 (3°一体型)

HSK100A-SL SHRINK FIT HOLDER(3° MONO)



FIG.1

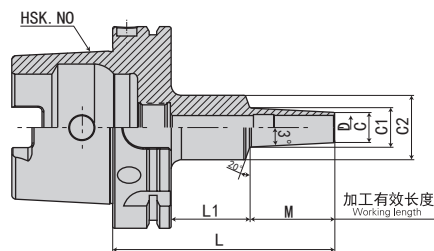
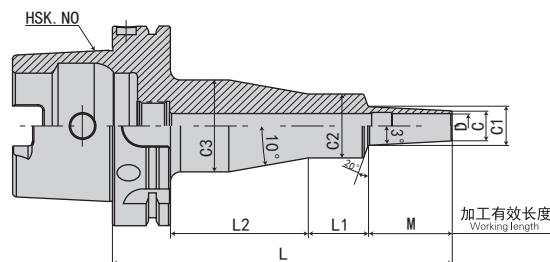


FIG.2



**安全记号** (Safety mark)

**壁厚** (Thickness)  $t$

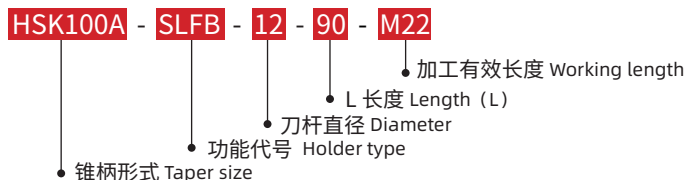
**最短夹持长度** (Minimum insert length of the tool)  $H$

**刀具最大插入长度** (Maximum insert length of the tool)  $h$

**■ 注意事项**  
**刀具安装** 插入刀具时, 请务必将刀具插入比安全记号更深的位置。

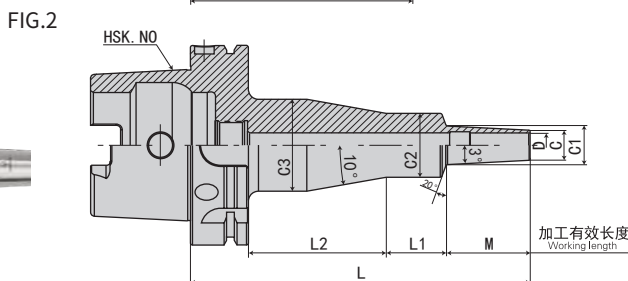
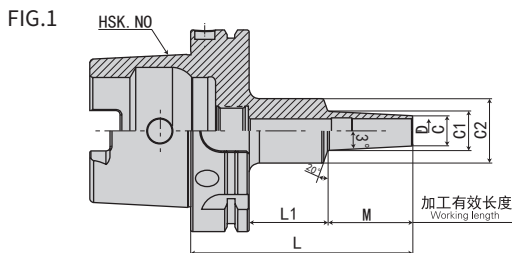
型号 Model	FIG	D	C	t	L	M	L1	L2	C1	C2	C3	H	h	重量 KGS	S
HSK100A-SLFB12- 90-M 22	1	12	26	7	90	22	39	*	28.3	42	*	30	58	2.4	0.4
-110-M 42	1	12	26	7	110	42	39	*	30.4	42	*	30	78	2.5	0.6
-120-M 22	1	12	26	7	120	22	69	*	38.3	42	*	30	87	2.6	0.5
-135-M 67	1	12	26	7	135	67	39	*	33	42	*	30	103	2.6	0.9
-140-M 42	1	12	26	7	140	42	69	*	30.4	50	*	30	105	3	0.6
-150-M 22	2	12	26	7	150	22	28	71	28.3	42	56	30	117	3.3	0.5
-165-M 67	1	12	26	7	165	67	69	*	33	42	*	30	132	2.9	1.1
-170-M 42	1	12	26	7	170	42	99	*	30.4	50	*	30	135	3.3	0.8
-195-M 67	2	12	26	7	195	67	28	71	33	42	56	30	162	3.5	1.1
-SLSB16-110-M 42	1	16	24	4	110	42	39	*	28.4	42	*	32	78	2.4	0.7
-135-M 67	1	16	24	4	135	67	39	*	31	42	*	32	103	2.5	1.2
-140-M 42	1	16	24	4	140	42	69	*	28.4	42	*	32	107	2.7	0.9
-165-M 67	1	16	24	4	165	67	69	*	31	42	*	32	132	2.8	1.4
-M 97	1	16	24	4	165	97	39	*	34.2	42	*	32	133	2.7	1.7
-170-M 42	1	16	24	4	170	42	99	*	28.4	50	*	32	135	3.2	0.9
-195-M 67	1	16	24	4	195	67	99	*	31	50	*	32	160	3.3	1.4
-M 97	1	16	24	4	195	97	69	*	34.2	42	*	32	162	2.9	2.1
-M127	1	16	24	4	195	127	39	*	37.3	50	*	32	160	3	2.2
-225-M 97	1	16	24	4	225	97	99	*	34.2	50	*	32	190	3.5	2.1
-M127	1	16	24	4	225	127	69	*	37.3	53	*	32	190	3.4	2.3
-M157	1	16	24	4	225	157	39	*	40.5	53	*	32	193	3.3	2.6
-255-M127	2	16	24	4	255	127	28	71	37.3	53	67	32	220	4.3	2.3
-M157	1	16	24	4	255	157	69	*	40.5	53	*	32	220	3.7	2.9
-285-M157	2	16	24	4	285	157	28	71	40.5	53	67	32	250	4.6	2.9

规格说明:



**·HSK100A-SL 热缩刀柄 (3°一体型)**

HSK100A-SL SHRINK FIT HOLDER(3° MONO)



安全记号  
(Safety mark)

壁厚  
(Thickness)  
**t**

最短夹持长度  
(Minimum insert length of the tool)  
**H**

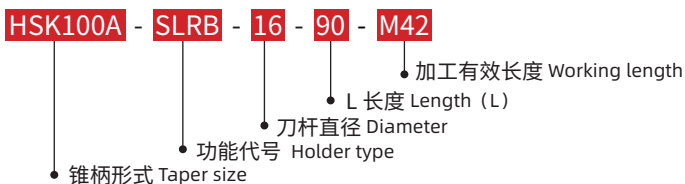
刀具最大插入长度  
(Maximum insert length of the tool)  
**h**

**■ 注意事项**

**刀具安装** 插入刀具时, 请务必将刀具插入比安全记号更深的位置。

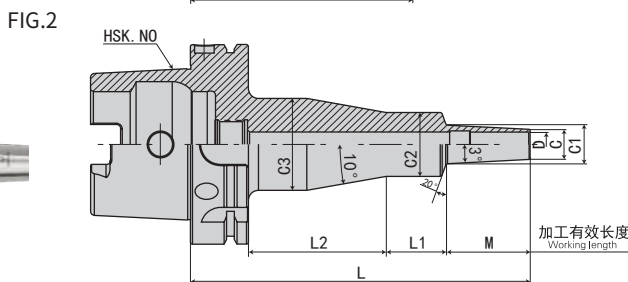
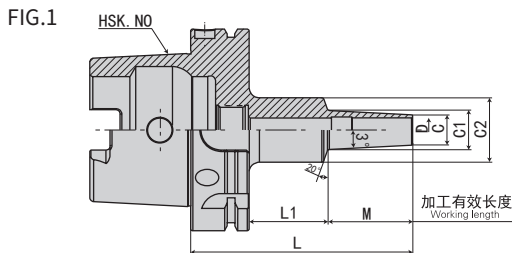
型号 Model	FIG	D	C	t	L	M	L1	L2	C1	C2	C3	H	h	重量 KGS	S
HSK100A-SLRB16- 90-M 22	1	16	32	8	90	22	39	*	34.3	42	*	32	58	2.4	0.4
-110-M 42	1	16	32	8	110	42	39	*	36.4	42	*	32	78	2.5	0.5
-120-M 22	1	16	32	8	120	22	69	*	34.3	42	*	32	87	2.7	0.5
-135-M 67	1	16	32	8	135	67	39	*	39	42	*	32	103	2.7	0.7
-140-M 42	1	16	32	8	140	42	69	*	36.4	42	*	32	107	2.8	0.7
-150-M 22	2	16	32	8	150	22	28	71	34.3	42	56	32	117	3.4	0.5
-165-M 67	1	16	32	8	165	67	69	*	39	42	*	32	132	3	1
-170-M 42	2	16	32	8	170	42	28	71	36.4	42	56	32	137	3.5	0.7
-195-M 67	2	16	32	8	195	67	28	71	39	42	56	32	162	3.6	0.9
<b>-SLFB16- 90-M 22</b>	1	16	32	8	90	22	39	*	34.3	42	*	32	58	2.4	0.4
<b>-110-M 42</b>	1	16	32	8	110	42	39	*	36.4	42	*	32	78	2.5	0.5
<b>-120-M 22</b>	1	16	32	8	120	22	69	*	34.3	42	*	32	87	2.7	0.5
<b>-135-M 67</b>	1	16	32	8	135	67	39	*	39	42	*	32	103	2.7	0.7
<b>-140-M 42</b>	1	16	32	8	140	42	69	*	36.4	42	*	32	107	2.8	0.7
<b>-150-M 22</b>	2	16	32	8	150	22	28	71	34.3	42	56	32	117	3.4	0.5
<b>-165-M 67</b>	1	16	32	8	165	67	69	*	39	42	*	32	132	3	1
<b>-170-M 42</b>	2	16	32	8	170	42	28	71	36.4	42	56	32	137	3.5	0.7
<b>-195-M 67</b>	2	16	32	8	195	67	28	71	39	42	56	32	162	3.6	0.9
<b>-SLSB20-110-M 42</b>	1	20	29	4.5	110	42	39	*	33.4	42	*	40	78	2.5	0.6
<b>-135-M 67</b>	1	20	29	4.5	135	67	39	*	36	42	*	40	103	2.6	0.9
<b>-140-M 42</b>	1	20	29	4.5	140	42	69	*	33.4	42	*	40	107	2.7	0.8
<b>-165-M 67</b>	1	20	29	4.5	165	67	69	*	36	42	*	40	132	2.8	1.2
<b>-M 97</b>	1	20	29	4.5	165	97	39	*	39.2	53	*	40	133	2.9	1.1
<b>-170-M 42</b>	2	20	29	4.5	170	42	28	71	33.4	42	56	40	137	3.4	0.8

规格说明:



·HSK100A-SL 热缩刀柄 (3°一体型)

HSK100A-SL SHRINK FIT HOLDER(3° MONO)



**安全记号** (Safety mark)

**壁厚** (Thickness)  $t$

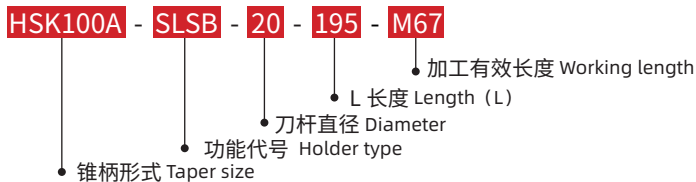
**最短夹持长度** (Minimum insert length of the tool)  $H$

**刀具最大插入长度** (Maximum insert length of the tool)  $h$

**■ 注意事项**  
**刀具安装** 插入刀具时, 请务必将刀具插入比安全记号更深的位置。

型号 Model	FIG	D	C	t	L	M	L1	L2	C1	C2	C3	H	h	重量 KGS	S
HSK100A-SLSB20-195-M 67	2	20	29	4.5	195	67	28	71	36	42	56	40	162	3.5	1.2
-M 97	1	20	29	4.5	195	97	69	*	39.2	53	*	40	162	3.3	1.3
-M127	1	20	29	4.5	195	127	39	*	42.3	53	*	40	163	3.2	1.5
-225-M 97	2	20	29	4.5	225	97	28	71	39.2	53	67	40	190	4.3	1.3
-M127	1	20	29	4.5	225	127	69	*	42.3	50	*	40	190	3.5	1.9
-M157	1	20	29	4.5	225	157	39	*	45.5	53	*	40	193	3.5	1.9
-255-M127	2	20	29	4.5	255	127	28	71	42.3	53	67	40	220	4.5	1.8
-M157	1	20	29	4.5	255	157	69	*	45.5	53	*	40	220	3.9	2.2
-285-M157	2	20	29	4.5	285	157	28	71	45.5	53	67	40	250	4.8	2.2
-SLRB20-110-M 42	1	20	38	9	110	42	39	*	42.4	53	*	40	78	2.8	0.3
-135-M 67	1	20	38	9	135	67	39	*	45	53	*	40	103	3.1	0.5
-140-M 42	1	20	38	9	140	42	69	*	42.4	53	*	40	105	3.2	0.4
-165-M 67	1	20	38	9	165	67	69	*	45	53	*	40	130	3.5	0.6
-170-M 42	2	20	38	9	170	42	28	*	42.4	53	*	40	135	4.1	0.4
-195-M 67	2	20	38	9	195	67	28	71	45	53	67	40	160	4.4	0.6
-SLFB20-110-M 42	1	20	38	9	110	42	39	*	42.4	53	*	40	78	2.8	0.3
-135-M 67	1	20	38	9	135	67	39	*	45	53	*	40	103	3.1	0.5
-140-M 42	1	20	38	9	140	42	69	*	42.4	53	*	40	105	3.2	0.4
-165-M 67	1	20	38	9	165	67	69	*	45	53	*	40	130	3.5	0.6
-170-M 42	2	20	38	9	170	42	28	*	42.4	53	*	40	135	4.1	0.4
-195-M 67	2	20	38	9	195	67	28	71	45	53	67	40	160	4.4	0.6

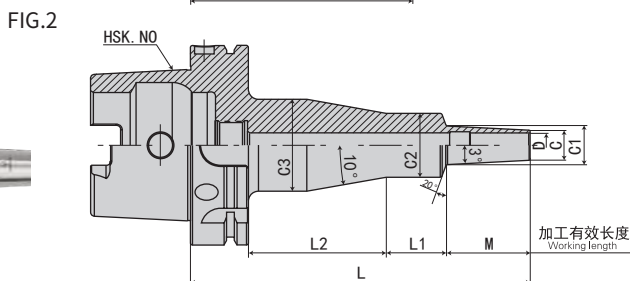
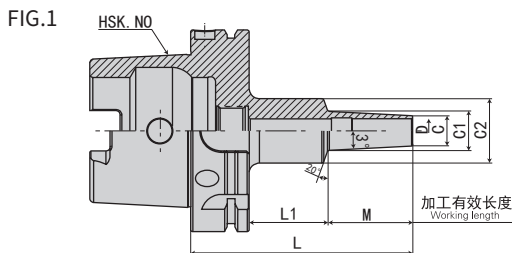
规格说明:



B  
HSK SHANK SYSTEMS  
HSK 刀柄系列

·HSK100A-SL 热缩刀柄 (3°一体型)

HSK100A-SL SHRINK FIT HOLDER(3° MONO)



安全记号  
(Safety mark)

壁厚  
(Thickness)  
t

最短夹持长度  
(Minimum insert length of the tool)  
H

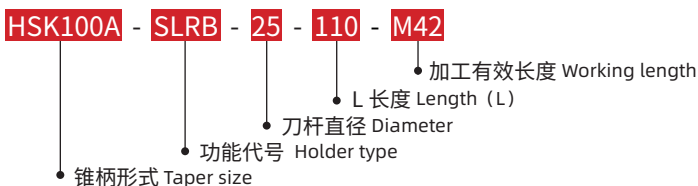
刀具最大插入长度  
(Maximum insert length of the tool)  
h

**■ 注意事项**

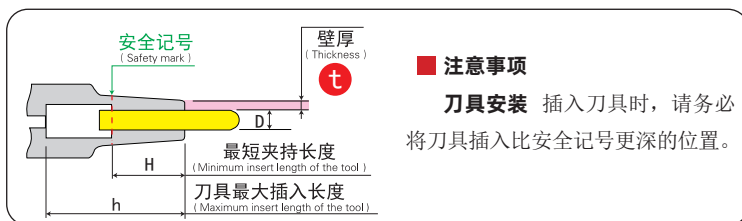
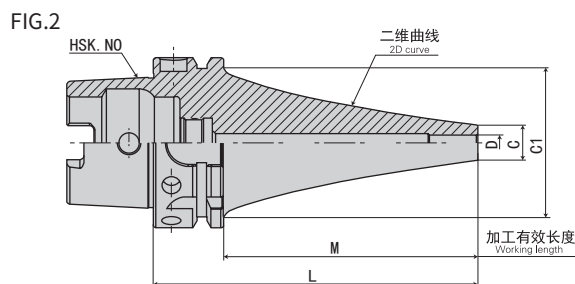
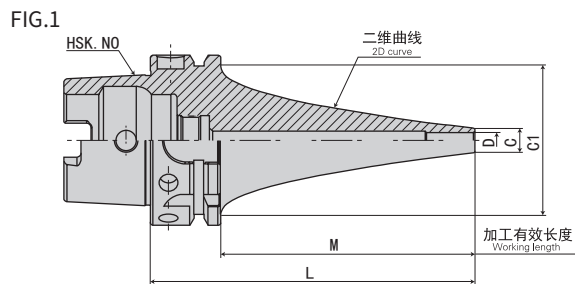
**刀具安装** 插入刀具时, 请务必将刀具插入比安全记号更深的位置。

型号 Model	FIG	D	C	t	L	M	L1	L2	C1	C2	C3	H	h	重量 KGS	S
HSK100A-SLRB25-110-M 42	1	25	45	10	110	42	39	*	49.4	53	*	45	78	2.9	0.3
-140-M 42	1	25	45	10	140	42	69	*	49.4	53	*	45	105	3.3	0.4
-170-M 42	2	25	45	10	170	42	28	71	49.4	53	67	45	135	4.2	0.4
-SLFB25-110-M 42	1	25	45	10	110	42	39	*	49.4	53	*	45	78	2.9	0.3
-140-M 42	1	25	45	10	140	42	69	*	49.4	50	*	45	105	3.3	0.5
-170-M 42	2	25	45	10	170	42	28	71	49.4	53	67	45	135	4.2	0.4
-SLRB32-110-M 42	1	32	54	11	110	42	39	*	58.4	63	*	50	77	3.2	0.2
-140-M 42	1	32	54	11	140	42	69	*	58.4	63	*	50	107	3.7	0.3
-170-M 42	2	32	54	11	170	42	28	71	58.4	63	77	50	132	4.9	0.3

规格说明:

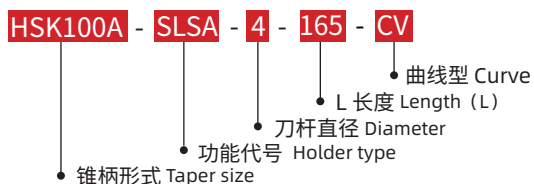


# ·HSK100A-SL 热缩刀柄 (CV 曲线型) HSK100A-SL SHRINK FIT HOLDER(CV CURVE)

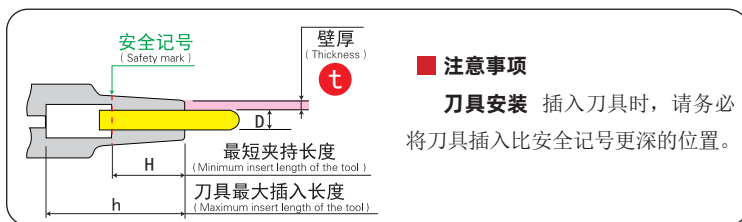
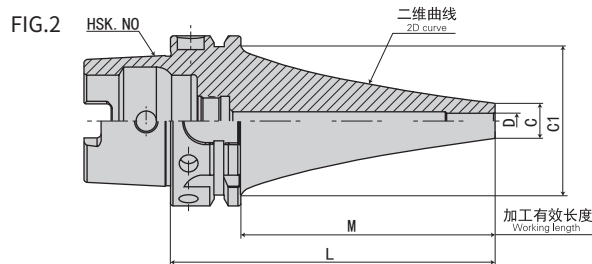
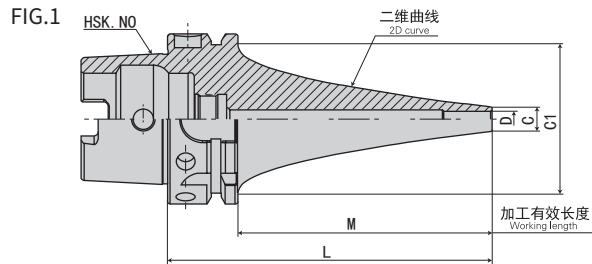


型号 Model	FIG	D	C	t	L	M	C1	H	h	重量 KGS	S
HSK100A-SLSA4-165CV	1	4	7	1.5	165	136	85	12	133	3.4	2.5
-195CV	1	4	7	1.5	195	166	85	12	163	3.7	3.3
-225CV	1	4	7	1.5	225	196	85	12	196	4.3	3.8
-255CV	1	4	7	1.5	255	226	85	12	226	4.4	5.6
-285CV	1	4	7	1.5	285	256	85	12	256	4.6	7.6
-315CV	1	4	7	1.5	315	286	85	12	286	4.9	9.8
-345CV	1	4	7	1.5	345	316	85	12	316	5.2	12.4
-SLSA6-165CV	1	6	9	1.5	165	136	85	18	136	3.3	2.1
-195CV	1	6	9	1.5	195	166	85	18	166	4	2.3
-225CV	1	6	9	1.5	225	196	85	18	196	4.1	3.6
-255CV	1	6	9	1.5	255	226	85	18	226	4.8	3.9
-285CV	1	6	9	1.5	285	256	85	18	256	5	5.2
-315CV	1	6	9	1.5	315	286	85	18	286	5.3	6.8
-345CV	1	6	9	1.5	345	316	85	18	316	5.6	8.7
-SLSA8-165CV	1	8	11	1.5	165	136	85	24	136	3.7	1.4
-195CV	1	8	11	1.5	195	166	85	24	166	3.7	2.3
-225CV	1	8	11	1.5	225	196	85	24	196	4.6	2.3
-255CV	1	8	11	1.5	255	226	85	24	226	4.6	3.6
-285CV	1	8	11	1.5	285	256	85	24	256	4.9	4.8
-315CV	1	8	11	1.5	315	286	85	24	286	5.7	5
-345CV	1	8	11	1.5	345	316	85	24	311	6.1	6
-SLRA8-195CV	2	8	16	4	195	166	85	24	166	3.7	1.4
-225CV	2	8	16	4	225	196	85	24	196	4.4	1.6
-255CV	2	8	16	4	255	226	85	24	226	4.6	2.2
-285CV	2	8	16	4	285	256	85	24	256	4.8	3
-SLFA8-195CV	2	8	16	4	195	166	85	24	166	3.7	1.4
-225CV	2	8	16	4	225	196	85	24	196	4.4	1.6
-255CV	2	8	16	4	255	226	85	24	226	4.6	2.2
-285CV	2	8	16	4	285	256	85	24	256	4.8	3

规格说明:



## ·HSK100A-SL 热缩刀柄 (CV 曲线型)

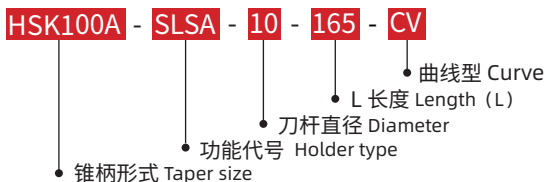


### ■ 注意事项

**刀具安装** 插入刀具时, 请务必将刀具插入比安全记号更深的位置。

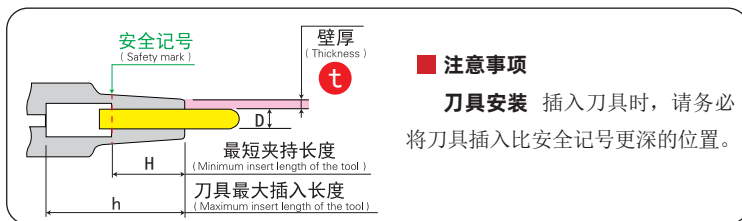
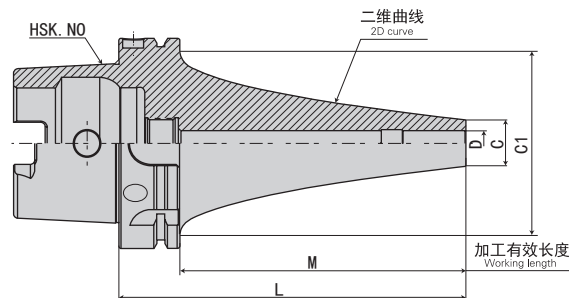

型号 Model	FIG	D	C	t	L	M	C1	H	h	重量 KGS	S
HSK100A-SLSA10-165CV	1	10	13	1.5	165	136	85	30	136	3.5	1.4
-195CV	1	10	13	1.5	195	166	85	30	166	4.3	1.5
-225CV	1	10	13	1.5	225	196	85	30	196	4.2	2.4
-255CV	1	10	13	1.5	255	226	85	30	226	4.5	3.5
-285CV	1	10	13	1.5	285	256	85	30	251	5.1	3.6
-315CV	1	10	13	1.5	315	286	85	30	286	5.1	4.8
-345CV	1	10	13	1.5	345	316	85	30	311	5.9	5.5
-SLRA10-165CV	2	10	19	4.5	165	136	85	30	136	3.5	1
-195CV	2	10	19	4.5	195	166	85	30	166	4	1.1
-225CV	2	10	19	4.5	225	196	85	30	196	4.1	1.6
-255CV	2	10	19	4.5	255	226	85	30	226	4.9	1.7
-285CV	2	10	19	4.5	285	256	85	30	256	5	2.4
-SLFA10-165CV	2	10	19	4.5	165	136	85	30	136	3.5	1
-195CV	2	10	19	4.5	195	166	85	30	166	4	1.1
-225CV	2	10	19	4.5	225	196	85	30	196	4.1	1.6
-255CV	2	10	19	4.5	255	226	85	30	226	4.9	1.7
-285CV	2	10	19	4.5	285	256	85	30	256	5	2.4
-SLSA12-165CV	1	12	15	1.5	165	136	85	30	133	4.2	1.2
-195CV	1	12	15	1.5	195	166	85	30	163	4.1	1.2
-225CV	1	12	15	1.5	225	196	85	30	175	4.8	1.8
-255CV	1	12	15	1.5	255	226	85	30	190	4.8	2.6
-285CV	1	12	15	1.5	285	256	85	30	251	5.5	3.5
-315CV	1	12	15	1.5	315	286	85	30	281	5.9	4.3
-345CV	1	12	15	1.5	345	316	85	30	311	6.2	5.3
-SLRA12-165CV	2	12	22	2.2	165	136	85	30	133	3.6	0.8
-195CV	2	12	22	2.2	195	166	85	30	163	4.4	0.8
-225CV	2	12	22	2.2	225	196	85	30	159	4.4	1.3
-255CV	2	12	22	2.2	255	226	85	30	221	4.6	1.6
-285CV	2	12	22	2.2	285	256	85	30	251	5	2.1

### 规格说明:



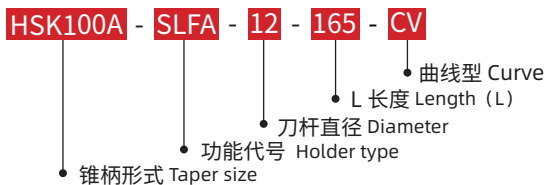


# ·HSK100A-SL 热缩刀柄 (CV 曲线型) HSK100A-SL SHRINK FIT HOLDER(CV CURVE)



型号 Model	D	C	t	L	M	C1	H	h	重量 KGS	S
<b>HSK100A-SLFA12-165CV</b>	12	22	22	165	136	85	30	133	3.6	0.8
-195CV	12	22	22	195	166	85	30	163	4.4	0.8
-225CV	12	22	22	225	196	85	30	159	4.4	1.3
-255CV	12	22	22	255	226	85	30	221	4.6	1.6
-285CV	12	22	22	285	256	85	30	251	5	2.1
<b>-SLSB16-165CV</b>	16	21	2.5	165	136	85	32	131	4.2	0.6
-195CV	16	21	2.5	195	166	85	32	161	4	1.1
-225CV	16	21	2.5	225	196	85	32	191	4.8	1.2
-255CV	16	21	2.5	255	226	85	32	221	4.7	2
-285CV	16	21	2.5	285	256	85	32	251	5.5	2
-315CV	16	21	2.5	315	286	85	32	281	5.9	2.6
-345CV	16	21	2.5	345	316	85	32	311	6.2	3.3
<b>-SLSB20-165CV</b>	20	26	3	165	136	85	40	132	4	0.6
-195CV	20	26	3	195	166	85	40	161	4.9	0.7
-225CV	20	26	3	225	196	85	40	191	4.6	1.2
-255CV	20	26	3	255	226	85	40	221	5.5	1.3
-285CV	20	26	3	285	256	85	40	251	5.2	2.1
-315CV	20	26	3	315	286	85	40	281	6.1	2.3
-345CV	20	26	3	345	316	85	40	311	6.4	2.9

规格说明:

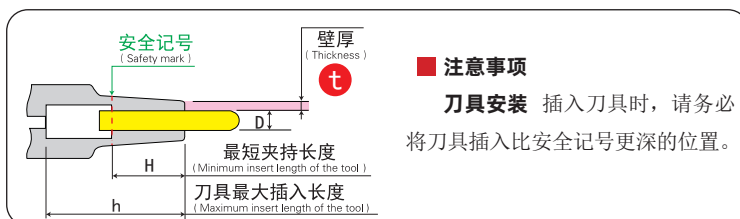
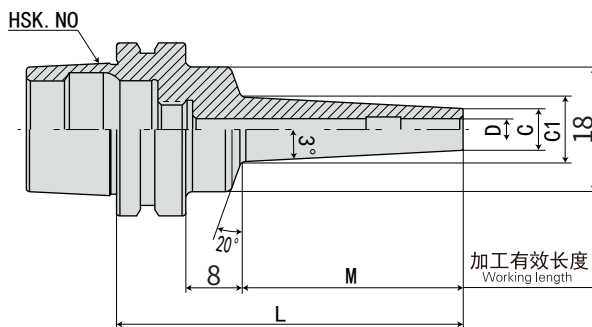


B  
 HSK SHANK SYSTEMS  
 HSK 刀柄系列



·HSK25E-SL 热缩刀柄 (3°一体型)

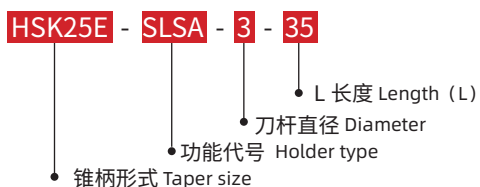
HSK25E-SL SHRINK FIT HOLDER(3° MONO)



**■ 注意事项**  
**刀具安装** 插入刀具时, 请务必将刀具插入比安全记号更深的位置。

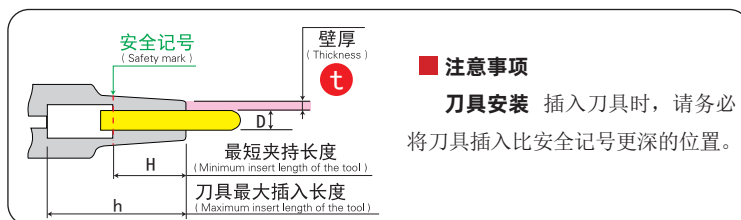
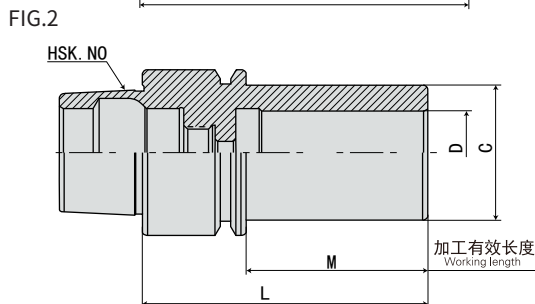
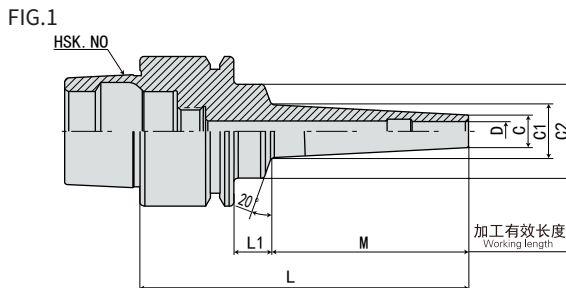
型号 Model	D	C	t	L	M	C1	H	h	重量 KGS	S
HSK25E-SLSA3- 35	3	6	1.5	35	17	7.8	9	29	0.06	3.6
- 50	3	6	1.5	50	32	9.4	9	44	0.06	7
-SLRA3- 35	3	7.5	2.25	35	17	9.3	9	29	0.06	2.3
-SLSA3.175-35	3.175	6.175	1.5	35	17	8	9	29	0.06	3.5
- 50	3.175	6.175	1.5	50	32	9.6	9	44	0.06	6.6
-SLSA4- 35	4	7	1.5	35	17	8.8	12	29	0.06	2.8
- 50	4	7	1.5	50	32	10.4	12	44	0.06	5.3
-SLRA4- 35	4	10	3	35	17	11.8	12	29	0.06	1.4
-SLSA5- 35	5	8	1.5	35	17	9.8	15	26	0.06	2.2
-SLSA6- 35	6	9	1.5	35	17	10.8	18	26	0.05	1.8
- 50	6	9	1.5	50	32	12.4	18	39	0.07	3.6
-SLRA6- 35	6	12	3	35	17	13.8	18	26	0.07	1.1

规格说明:



·HSK32E-SL 热缩刀柄 (3°一体型)

HSK32E-SL SHRINK FIT HOLDER(3° MONO)



**■ 注意事项**  
**刀具安装** 插入刀具时, 请务必将刀具插入比安全记号更深的位置。

型号 Model	FIG	D	C	t	L	M	L1	C1	C2	H	h	重量 KGS	S
HSK32E-SLSA3- 50-M 22	1	3	6	1.5	50	22	8	8.3	20	9	42	0.1	4.7
- 70-M 42	1	3	6	1.5	70	42	8	10.4	20	9	62	0.2	9.5
- 85-M 42	1	3	6	1.5	85	42	23	10.4	25	9	77	0.2	9.4
-SLRA3- 50-M 22	1	3	7.5	2.25	50	22	8	9.8	20	9	42	0.1	2.8
- 70-M 42	1	3	7.5	2.25	70	42	8	11.9	20	9	62	0.2	5.3
- 85-M 42	1	3	7.5	2.25	85	42	23	11.9	25	9	77	0.2	5.5
-SLSA3.175- 50-M 22	1	3.175	6.175	1.5	50	22	8	8.5	20	9	42	0.1	4.4
-SLSA4- 50-M 22	1	4	7	1.5	50	22	8	9.3	20	12	42	0.1	3.6
- 70-M 42	1	4	7	1.5	70	42	8	11.4	20	12	62	0.2	7.3
- 85-M 42	1	4	7	1.5	85	42	23	11.4	25	12	77	0.2	7.4
-SLRA4- 50-M 22	1	4	10	3	50	22	8	12.3	20	12	42	0.2	1.7
- 70-M 42	1	4	10	3	70	42	8	14.4	20	12	62	0.2	3.1
- 85-M 42	1	4	10	3	85	42	23	14.4	25	12	77	0.2	3.2
-SLSA6- 70-M 42	1	6	9	1.5	70	42	8	13.4	20	18	62	0.2	4.8
-SLRA6- 50-M 22	1	6	12	3	50	22	8	14.3	26	18	39	0.2	1.2
- 70-M 42	1	6	12	3	70	42	8	16.4	26	18	62	0.2	2.4
- 85-M 42	1	6	12	3	85	42	23	16.4	25	18	77	0.2	2.5
-SLRA8- 50-M 22	1	8	14	3	50	22	8	16.3	26	24	39	0.2	1
- 85-M 42	1	8	14	3	85	42	23	18.4	25	24	48	0.2	2.1
-SLRA10- 55-M 22	1	10	16	3	55	22	13	18.3	26	25	44	0.2	0.9
-SLRA12- 55-M 22	1	12	20	4	55	22	13	22.3	26	30	44	0.2	0.7
-SLRA16- 55-M 35	2	16	26	5	55	35	*	*	*	32	44	0.2	0.7

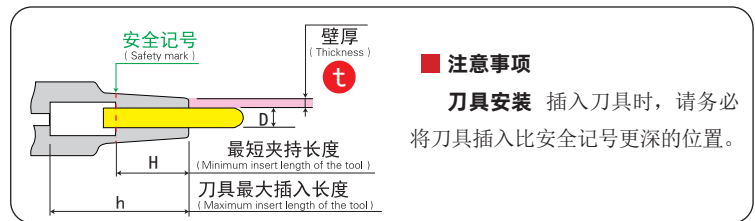
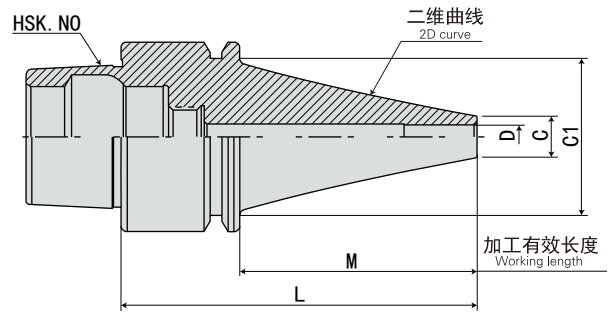
规格说明:

HSK32E - SLSA - 3 - 50 - M22

- 加工有效长度 Working length
- L 长度 Length (L)
- 刀杆直径 Diameter
- 功能代号 Holder type
- 锥柄形式 Taper size

·HSK32E-SL 热缩刀柄 (CV 曲线型)

HSK32E-SL SHRINK FIT HOLDER(CV CURVE)



**■ 注意事项**  
**刀具安装** 插入刀具时, 请务必将刀具插入比安全记号更深的位置。

型号 Model	D	C	t	L	M	C1	H	h	重量 KGS	S
HSK32E-SLSA4- 60CV	4	7	1.5	60	40	26	12	43	0.2	2.4
- 90CV	4	7	1.5	90	70	26	12	73	0.2	6.1
-SLSA6- 60CV	6	9	1.5	60	40	26	18	43	0.2	1.9
- 90CV	6	9	1.5	90	70	26	18	73	0.2	4.9
-SLSA8- 60CV	8	11	1.5	60	40	26	24	38	0.2	1.6
- 90CV	8	11	1.5	90	70	26	24	38	0.2	4
-SLSA10- 60CV	10	13	1.5	60	40	26	30	48	0.2	1.4
- 90CV	10	13	1.5	90	70	26	30	60	0.2	3.5

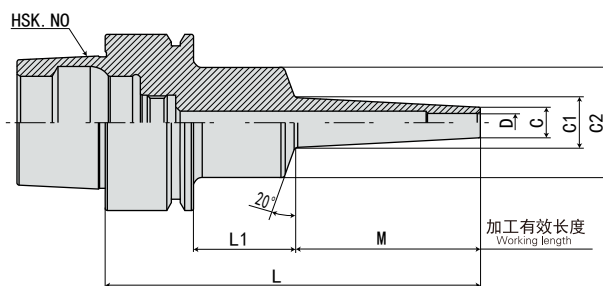
规格说明:

HSK32E - SLSA - 4 - 60 - CV

- 锥柄形式 Taper size
- 功能代号 Holder type
- 刀杆直径 Diameter
- L 长度 Length (L)
- 曲线型 Curve

·HSK40E-SL 热缩刀柄 (3°一体型)

HSK40E-SL SHRINK FIT HOLDER(3° MONO)

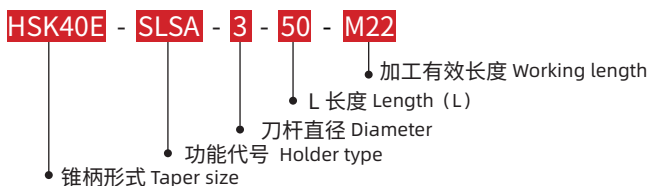


**■ 注意事项**

**刀具安装** 插入刀具时, 请务必将刀具插入比安全记号更深的位置。

型号 Model	D	C	t	L	M	L1	C1	C2	H	h	重量 KGS	S
HSK40E-SLSA3- 50-M 22	3	6	1.5	50	22	8	8.3	20	9	42	0.2	4.6
- 70-M 42	3	6	1.5	70	42	8	10.4	20	9	62	0.2	9.4
- 85-M 42	3	6	1.5	85	42	23	10.4	25	9	69	0.3	9.3
-110-M 67	3	6	1.5	110	67	23	13	25	9	94	0.3	15
-SLRA3- 50-M 22	3	7.5	2.25	50	22	8	9.8	20	9	42	0.2	2.8
- 70-M 42	3	7.5	2.25	70	42	8	11.9	20	9	62	0.2	5.3
- 85-M 42	3	7.5	2.25	85	42	23	11.9	25	9	69	0.3	5.4
-110-M 67	3	7.5	2.25	110	67	23	14.5	25	9	94	0.3	9
-SLSA3.175- 50-M 22	3.175	6.175	1.5	50	22	8	8.5	20	9	42	0.2	4.4
-SLSA4- 50-M 22	4	7	1.5	50	22	8	9.3	20	12	42	0.2	3.6
- 70-M 42	4	7	1.5	70	42	8	11.4	20	12	62	0.2	7.2
- 85-M 42	4	7	1.5	85	42	23	11.4	25	12	74	0.3	7.3
-110-M 67	4	7	1.5	110	67	23	14	25	12	99	0.3	11.9
-SLRA4- 50-M 22	4	10	3	50	22	8	12.3	20	12	42	0.2	1.6
- 70-M 42	4	10	3	70	42	8	14.4	20	12	62	0.3	3
- 85-M 42	4	10	3	85	42	23	14.4	25	12	69	0.3	3.1
-110-M 67	4	10	3	110	67	23	17	25	12	94	0.3	5.2
-SLSA6- 50-M 22	6	9	1.5	50	22	8	11.3	20	18	39	0.2	2.2
- 70-M 42	6	9	1.5	70	42	8	13.4	20	18	54	0.2	4.7
- 85-M 42	6	9	1.5	85	42	23	13.4	25	18	69	0.3	4.9
-110-M 67	6	9	1.5	110	67	23	16	25	18	94	0.3	8
-SLRA6- 50-M 22	6	12	3	50	22	8	14.3	26	18	39	0.2	1.2
- 70-M 42	6	12	3	70	42	8	16.4	26	18	54	0.3	2.3
- 85-M 42	6	12	3	85	42	23	16.4	25	18	69	0.3	2.5
-110-M 67	6	12	3	110	67	23	19	25	18	94	0.4	4.1

规格说明:



·HSK40E-SL 热缩刀柄 (3°一体型)

HSK40E-SL SHRINK FIT HOLDER(3° MONO)

B HSK 刀柄系列  
HSK SHANK SYSTEMS



FIG.1

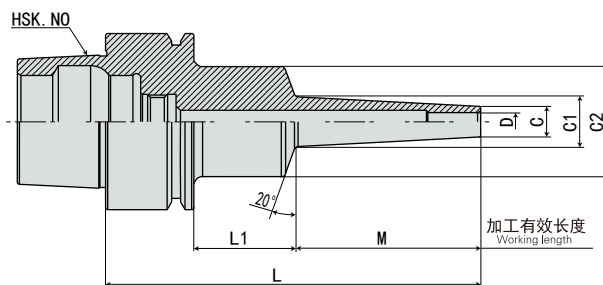
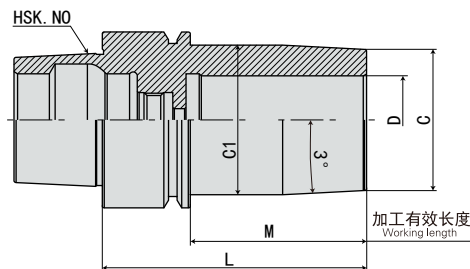
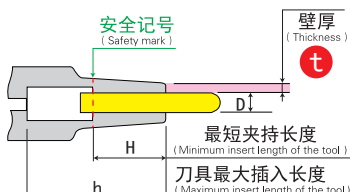


FIG.2





**■ 注意事项**

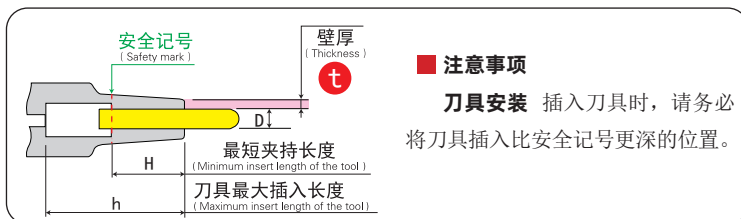
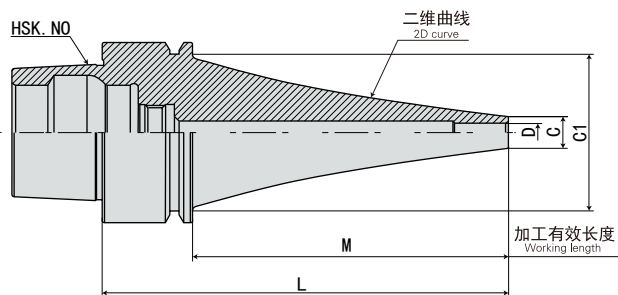
**刀具安装** 插入刀具时，请务必将刀具插入比安全记号更深的位置。

型号 Model	FIG	D	C	t	L	M	L1	C1	C2	H	h	重量 KGS	S
HSK40E-SLSA8- 60-M 22	1	8	11	1.5	60	22	18	13.3	26	24	49	0.3	1.5
- 80-M 42	1	8	11	1.5	80	42	18	15.4	26	24	64	0.3	3.3
-100-M 42	1	8	11	1.5	100	42	38	15.4	25	24	84	0.3	3.8
-SLRA8- 50-M 22	1	8	14	3	50	22	8	16.3	26	20	39	0.2	0.9
- 85-M 42	1	8	14	3	85	42	23	18.4	25	24	69	0.3	2.1
-100-M 42	1	8	14	3	100	42	38	18.4	25	24	84	0.4	2.4
-SLSA10- 60-M 22	1	10	13	1.5	60	22	18	15.3	26	30	49	0.3	1.2
- 80-M 42	1	10	13	1.5	80	42	18	17.4	26	30	64	0.3	2.4
-100-M 42	1	10	13	1.5	100	42	38	17.4	25	30	89	0.3	3.1
-SLRA10- 50-M 22	1	10	16	3	55	22	13	18.3	26	25	44	0.3	0.8
- 85-M 42	1	10	16	3	85	42	23	20.4	25	30	64	0.3	1.7
-100-M 42	1	10	16	3	100	42	38	20.4	25	30	64	0.4	2.2
-SLRA12- 55-M 22	1	12	20	4	55	22	13	22.3	26	25	44	0.3	0.6
- 85-M 42	1	12	20	4	85	42	23	24.4	32	30	74	0.4	1.1
-SLRA16- 55-M 22	1	16	26	5	55	22	13	28.3	34	32	44	0.3	0.4
-SLRA20- 60-M 40	2	20	32	6	60	40	*	34	*	38	49	0.4	0.4

规格说明:

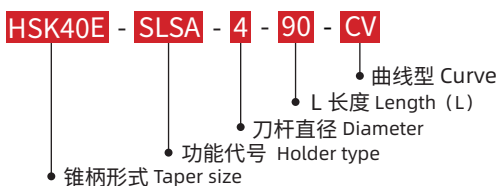
HSK40E - SLSA - 8 - 60 - M22

- 锥柄形式 Taper size
- 功能代号 Holder type
- 刀杆直径 Diameter
- L 长度 Length (L)
- 加工有效长度 Working length

**·HSK40E-SL 热缩刀柄 (CV 曲线型)**      HSK40E-SL SHRINK FIT HOLDER(CV CURVE)


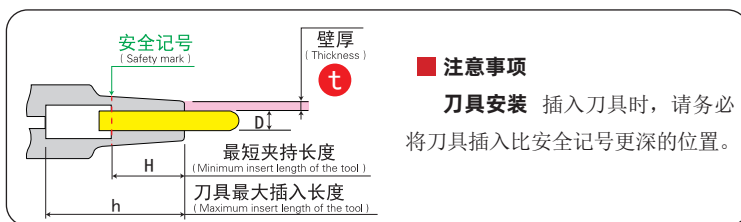
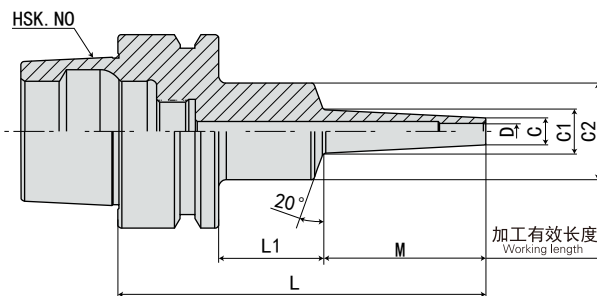
型号 Model	D	C	t	L	M	C1	H	h	重量 KGS	S
<b>HSK40E-SLSA4- 90CV</b>	4	7	1.5	90	70	34	12	74	0.3	2.9
-120CV	4	7	1.5	120	100	34	12	104	0.4	6.5
-150CV	4	7	1.5	150	130	34	12	134	0.5	8.6
<b>-SLRA4- 90CV</b>	4	10	3	90	70	34	12	74	0.4	2
-120CV	4	10	3	120	100	34	12	104	0.4	4.2
<b>-SLSA6- 90CV</b>	6	9	1.5	90	70	34	18	74	0.3	2.5
-120CV	6	9	1.5	120	100	34	18	104	0.4	5.6
-150CV	6	9	1.5	150	130	34	18	134	0.5	7.7
<b>-SLRA6- 90CV</b>	6	13	3.5	90	70	34	18	74	0.4	1.7
-120CV	6	13	3.5	120	100	34	18	104	0.5	2.6
<b>-SLSA8- 90CV</b>	8	11	1.5	90	70	34	24	74	0.3	2.2
-120CV	8	11	1.5	120	100	34	24	104	0.4	3.4
-150CV	8	11	1.5	150	130	34	24	134	0.5	5.1
<b>-SLRA8- 90CV</b>	8	16	4	90	70	34	24	74	0.4	1.6
-120CV	8	16	4	120	100	34	24	104	0.5	2.4
<b>-SLSA10- 90CV</b>	10	13	1.5	90	70	34	30	74	0.3	2
-120CV	10	13	1.5	120	100	34	30	104	0.4	3.2
-150CV	10	13	1.5	150	130	34	30	134	0.5	5
<b>-SLRA10- 90CV</b>	10	19	4.5	90	70	34	30	74	0.4	1.1
-120CV	10	19	4.5	120	100	34	30	104	0.5	2

规格说明:



·HSK50E-SL 热缩刀柄 (3°一体型)

HSK50E-SL SHRINK FIT HOLDER(3° MONO)



型号 Model	D	C	t	L	M	L1	C1	C2	H	h	重量 KGS	S
HSK50E-SLSA3- 60-M 22	3	6	1.5	60	22	12	8.3	20	9	50	0.4	4.7
- 75-M 22	3	6	1.5	75	22	27	8.3	25	9	61	0.5	4.5
- 80-M 42	3	6	1.5	80	42	12	10.4	20	9	70	0.5	9.3
- 95-M 42	3	6	1.5	95	42	27	10.4	25	9	81	0.5	9.1
-SLRA3- 75-M 22	3	7.5	2.25	75	22	27	9.8	25	9	61	0.5	2.8
- 95-M 42	3	7.5	2.25	95	42	27	11.9	25	9	81	0.5	5.3
-120-M 67	3	7.5	2.25	120	67	27	14.5	25	9	106	0.5	8.9
-150-M 97	3	7.5	2.25	150	97	27	17.7	25	9	136	0.6	12.9
-SLFB3- 75-M 22	3	9.5	3.25	75	22	27	11.8	25	9	61	0.5	1.9
-SLSA4- 75-M 22	4	7	1.5	75	22	27	9.3	25	12	61	0.5	3.6
- 95-M 42	4	7	1.5	95	42	27	11.4	25	12	81	0.5	7.2
-SLRA4- 75-M 22	4	10	3	75	22	27	12.3	25	12	61	0.5	1.7
- 95-M 42	4	10	3	95	42	27	14.4	25	12	81	0.5	3.1
-120-M 67	4	10	3	120	67	27	17	25	12	106	0.6	5.2
-150-M 97	4	10	3	150	97	27	20.2	25	12	135	0.7	7.8
-SLFB4- 75-M 22	4	12	4	75	22	27	14.3	25	12	61	0.5	1.4
-SLSA6- 75-M 22	6	9	1.5	75	22	27	11.3	25	18	61	0.5	2.3
- 95-M 42	6	9	1.5	95	42	27	13.4	25	18	81	0.5	4.8
-120-M 67	6	9	1.5	120	67	27	16	25	18	106	0.5	8.1
-150-M 97	6	9	1.5	150	97	27	19.2	32	18	135	0.6	11
-SLSB6- 95-M 42	6	10	2	95	42	27	14.4	25	18	81	0.5	3.7
-120-M 67	6	10	2	120	67	27	17	25	18	106	0.6	6.2
-150-M 97	6	10	2	150	97	27	20.2	32	18	135	0.7	8.5
-SLRA6- 75-M 22	6	12	3	75	22	27	14.3	25	18	61	0.5	1.3
- 95-M 42	6	12	3	95	42	27	16.4	25	18	81	0.5	2.5
-120-M 67	6	12	3	120	67	27	19	25	18	106	0.6	4.1
-SLRB6- 95-M 42	6	14	4	95	42	27	18.4	32	18	80	0.6	1.6
-SLFB6- 75-M 22	6	14	4	75	22	27	16.3	32	18	60	0.6	1

规格说明:



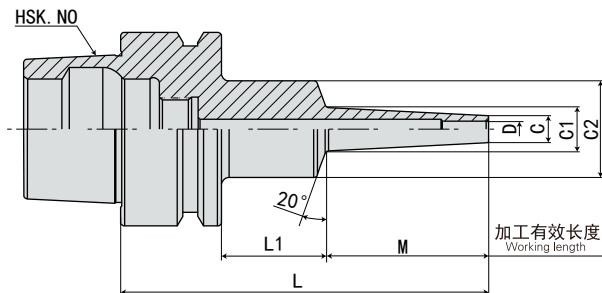
HSK50E - SLSA - 3 - 60 - M22

- 锥柄形式 Taper size
- 功能代号 Holder type
- 刀杆直径 Diameter
- L 长度 Length (L)
- 加工有效长度 Working length



# ·HSK50E-SL 热缩刀柄 (3°一体型)

## HSK50E-SL SHRINK FIT HOLDER(3° MONO)



**■ 注意事项**

**刀具安装** 插入刀具时, 请务必将刀具插入比安全记号更深的位置。

型号 Model	D	C	t	L	M	L1	C1	C2	H	h	重量 KGS	S
HSK50E-SLSA8- 65-M 22	8	11	1.5	65	22	17	13.3	26	24	49	0.5	1.5
- 75-M 22	8	11	1.5	75	22	27	15.4	25	24	61	0.5	1.6
- 85-M 42	8	11	1.5	85	42	17	15.4	26	24	67	0.5	3.2
- 95-M4 2	8	11	1.5	95	42	27	15.4	25	24	81	0.5	3.5
-120-M 67	8	11	1.5	120	67	27	18	32	24	105	0.6	5.4
-150-M 97	8	11	1.5	150	97	27	21.2	32	24	132	0.7	8.1
-SLSB8- 95-M 42	8	13	2.5	95	42	27	17.4	32	24	80	0.6	2.1
-120-M 67	8	13	2.5	120	67	27	20	32	24	105	0.6	3.5
-150-M 97	8	13	2.5	150	97	27	23.2	32	24	135	0.7	5.3
-SLRA8- 60-M 22	8	14	3	60	22	12	16.3	26	24	44	0.5	0.9
- 75-M 22	8	14	3	75	22	27	16.3	25	24	61	0.5	1.1
- 95-M 42	8	14	3	95	42	27	18.4	25	24	81	0.5	2
-SLRB8- 95-M 42	8	18	5	95	42	27	22.4	32	24	80	0.6	1.1
-120-M 67	8	18	5	120	67	27	25	32	24	105	0.7	1.7
-SLFB8- 75-M 22	8	18	5	75	22	27	20.3	32	24	60	0.6	0.7
-SLSA10- 65-M 22	10	13	1.5	65	22	17	15.3	26	30	49	0.5	1.1
- 75-M 22	10	13	1.5	75	22	27	15.3	25	30	61	0.5	1.3
- 85-M 42	10	13	1.5	85	42	17	17.4	26	30	64	0.5	2.4
- 95-M 42	10	13	1.5	95	42	27	17.4	25	30	81	0.5	2.6
-120-M 67	10	13	1.5	120	67	27	20	32	30	105	0.6	4.1
-150-M 97	10	13	1.5	150	97	27	23.2	32	30	64	0.7	6.2
-SLSB10- 95-M 42	10	16	3	95	42	27	20.4	32	30	80	0.6	1.5
-120-M 67	10	16	3	120	67	27	23	32	30	105	0.7	2.4
-150-M 97	10	16	3	150	97	27	26.2	32	30	135	0.7	3.7
-SLRA10- 75-M 22	10	16	3	75	22	27	18.3	25	30	60	0.6	1
-SLRB10- 95-M 42	10	22	6	95	42	27	26.4	32	30	80	0.7	0.9
-120-M 67	10	22	6	120	67	27	29	42	30	107	0.8	1.1
-SLFB10- 75-M 22	10	22	6	75	22	27	24.3	32	30	60	0.6	0.6

规格说明:

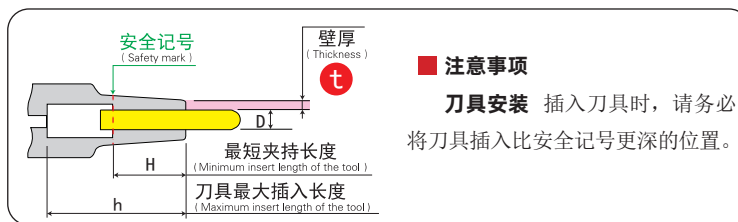
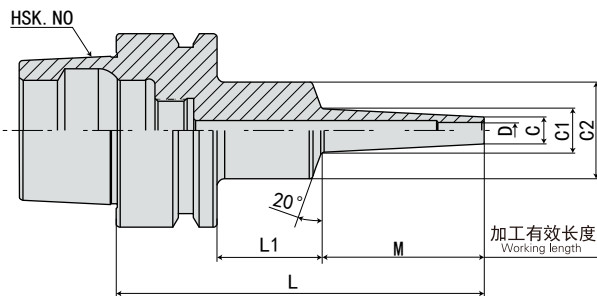


**HSK50E - SLSA - 8 - 65 - M22**

- 加工有效长度 Working length
- L 长度 Length (L)
- 刀杆直径 Diameter
- 功能代号 Holder type
- 锥柄形式 Taper size

·HSK50E-SL 热缩刀柄 (3°一体型)

HSK50E-SL SHRINK FIT HOLDER(3° MONO)



■ 注意事项

**刀具安装** 插入刀具时, 请务必将刀具插入比安全记号更深的位置。

型号 Model	D	C	t	L	M	L1	C1	C2	H	h	重量 KGS	S
HSK50E-SLSA12- 65-M 22	12	15	1.5	65	22	17	17.3	26	25	49	0.5	0.9
- 75-M 22	12	15	1.5	75	22	27	17.3	25	30	60	0.5	1.1
- 95-M 42	12	15	1.5	95	42	27	19.4	32	30	80	0.5	1.9
-120-M 67	12	15	1.5	120	67	27	22	32	30	105	0.6	3.3
-SLSB12- 95-M 42	12	19	3.5	95	42	27	23.4	32	30	80	0.6	1.2
-120-M 67	12	19	3.5	120	67	27	26	32	30	105	0.7	1.9
-150-M 97	12	19	3.5	150	97	27	29.2	32	30	135	0.9	2.5
-SLRA12- 75-M 22	12	20	4	75	22	27	22.3	25	30	62	0.6	0.9
-SLRB12- 95-M 42	12	26	7	95	42	27	30.4	42	30	82	0.8	0.6
-120-M 67	12	26	7	120	67	27	33	42	30	107	0.9	0.9
-SLFB12- 75-M 22	12	26	7	75	22	27	28.3	42	30	62	0.7	0.4
-SLSB16- 95-M 42	16	24	4	95	42	27	28.4	42	32	82	0.7	0.7
-120-M 67	16	24	4	120	67	27	31	42	32	107	0.8	1.2
-SLRA16- 60-M 22	16	26	5	60	22	12	28.3	34	32	44	0.6	0.4
-SLRB16- 75-M 22	16	32	8	75	22	27	34.3	42	32	62	0.7	0.4
-SLFB16- 75-M 22	16	32	8	75	22	27	34.3	42	32	62	0.7	0.4
-SLSB20- 95-M 42	20	29	4.5	95	42	27	33.4	42	40	82	0.7	0.6
-SLRA20- 65-M 22	20	32	6	65	22	17	34.3	40	38	49	0.6	0.3



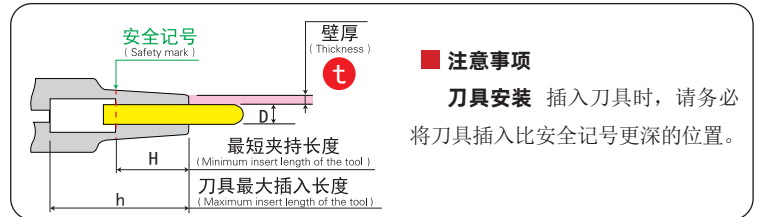
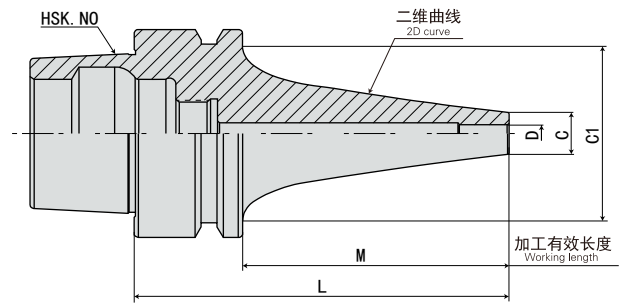
规格说明:

HSK50E - SLSA - 12 - 65 - M22

- 锥柄形式 Taper size
- 功能代号 Holder type
- 刀杆直径 Diameter
- L 长度 Length (L)
- 加工有效长度 Working length

·HSK50E-SL 热缩刀柄 (CV 曲线型)

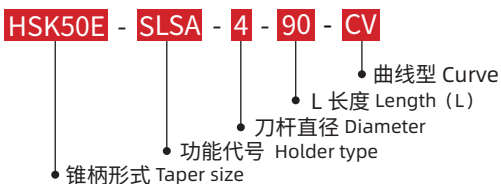
HSK50E-SL SHRINK FIT HOLDER(CV CURVE)



**■ 注意事项**  
**刀具安装** 插入刀具时, 请务必将刀具插入比安全记号更深的位置。

型号 Model	D	C	t	L	M	C1	H	h	重量 KGS	S
HSK50E-SLSA4- 90CV	4	7	1.5	90	64	42	12	74	0.6	1.8
-120CV	4	7	1.5	120	94	42	12	104	0.6	4.2
-150CV	4	7	1.5	150	124	42	12	134	0.7	6
-180CV	4	7	1.5	180	154	42	12	164	0.8	12
-SLRA4-120CV	4	10	3	120	94	42	12	104	0.7	2.7
-150CV	4	10	3	150	124	42	12	134	0.8	4.1
-SLSA6- 90CV	6	9	1.5	90	64	42	18	74	0.6	1.6
-120CV	6	9	1.5	120	94	42	18	104	0.6	3.5
-150CV	6	9	1.5	150	124	42	18	134	0.7	5.4
-180CV	6	9	1.5	180	154	42	18	164	0.9	7.6
-SLRA6-120CV	6	13	3.5	120	94	42	18	104	0.8	1.8
-150CV	6	13	3.5	150	124	42	18	132	0.9	2.7
-SLSA8- 90CV	8	11	1.5	90	64		24	74	0.6	1.4
-120CV	8	11	1.5	120	94	42	24	104	0.7	2.2
-150CV	8	11	1.5	150	124	42	24	134	0.7	4.9
-180CV	8	11	1.5	180	154	42	24	164	0.8	7.1
-SLRA8-120CV	8	16	4	120	94	42	24	102	0.8	1.3
-150CV	8	16	4	150	124	42	24	132	0.9	2.7
-SLSA10- 90CV	10	13	1.5	90	64	42	30	74	0.6	1.3
-120CV	10	13	1.5	120	94	42	30	104	0.7	2.1
-150CV	10	13	1.5	150	124	42	30	134	0.8	3.4
-180CV	10	13	1.5	180	154	42	30	162	0.8	6.9
-SLRA10-150CV	10	19	4.5	150	124	42	30	132	0.9	2.2

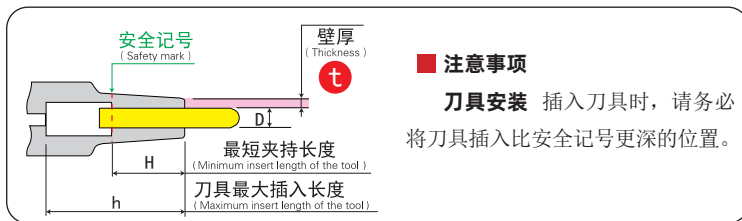
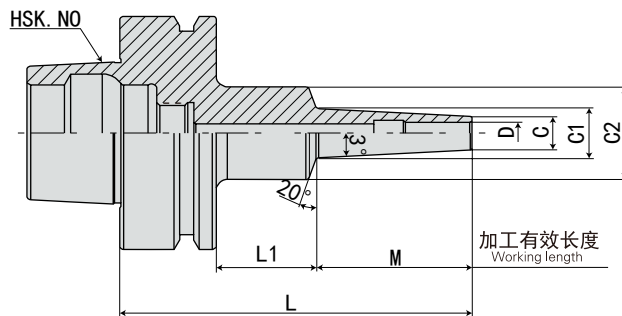
规格说明:



B  
HSK SHANK SYSTEMS  
HSK 刀柄系列

·HSK63F-SL 热缩刀柄 (3°一体型)

HSK63F-SL SHRINK FIT HOLDER(3° MONO)



**■ 注意事项**  
**刀具安装** 插入刀具时, 请务必将刀具插入比安全记号更深的位置。

型号 Model	D	C	t	L	M	L1	C1	C2	H	h	重量 KGS	S
HSK63F-SLSA 3- 95-M 42	3	6	1.5	95	42	27	10.4	25	9	78	0.7	9.1
-SLRA 3- 75-M 22	3	7.5	2.25	75	22	27	9.8	25	9	54	0.7	2.8
- 95-M 42	3	7.5	2.25	95	42	27	11.9	25	9	78	0.7	5.3
-SLFB 3- 75-M 22	3	9.5	3.25	75	22	27	11.8	25	9	58	0.7	1.9
- 95-M 42	3	9.5	3.25	95	42	27	13.9	25	9	78	0.8	3.2
-120-M 67	3	9.5	3.25	120	67	27	16.5	25	9	103	0.8	5.4
-SLSA 4- 95-M 42	4	7	1.5	95	42	27	11.4	25	12	78	0.7	7.2
-SLRA 4- 75-M 22	4	10	3	75	22	27	12.3	25	12	58	0.7	1.7
- 95-M 42	4	10	3	95	42	27	14.4	25	12	78	0.8	3.1
-SLFB 4- 75-M 22	4	12	4	75	22	27	14.3	25	12	58	0.7	1.3
- 95-M 42	4	12	4	95	42	27	16.4	25	12	78	0.8	2.2
-120-M 67	4	12	4	120	67	27	19	25	12	103	0.8	3.6
-SLSA 6- 95-M 42	6	9	1.5	95	42	27	13.4	25	18	78	0.7	4.8
-SLSB 6- 95-M 42	6	10	2	95	42	27	14.4	25	18	78	0.7	3.7
-SLRA 6- 75-M 22	6	12	3	75	22	27	14.3	25	18	58	0.7	1.3
- 95-M 42	6	12	3	95	42	27	16.4	25	18	78	0.8	2.4
-SLFB 6- 75-M 22	6	14	4	75	22	27	16.3	32	18	58	0.8	1
-SLSA 8- 95-M 42	8	11	1.5	95	42	27	15.4	25	24	78	0.7	3.4
-SLSB 8- 95-M 42	8	13	2.5	95	42	27	17.4	32	24	78	0.8	2.1
-SLRA 8- 75-M 22	8	14	3	75	22	27	16.3	25	24	58	0.7	1.1
- 95-M 42	8	14	3	95	42	27	18.4	25	24	78	0.8	2
-SLFB 8- 75-M 22	8	18	5	75	22	27	20.3	32	24	58	0.8	0.7
-SLSA10- 95-M 42	10	13	1.5	95	42	27	17.4	25	30	74	0.8	2.6
-SLSB10- 95-M 42	10	16	3	95	42	27	20.4	32	30	74	0.8	1.4
-SLRA10- 75-M 22	10	16	3	75	22	27	18.3	25	30	54	0.8	1
-SLFB10- 75-M 22	10	22	6	75	22	27	24.3	32	30	54	0.8	0.6
-SLSA12- 95-M 42	12	15	1.5	95	42	27	19.4	32	30	74	0.8	1.8
-SLSB12- 95-M 42	12	19	3.5	95	42	27	23.4	32	30	74	0.8	1.1
-SLRA12- 75-M 22	12	20	4	75	22	27	22.3	25	30	54	0.9	0.8
-SLFB12- 75-M 22	12	26	7	75	22	27	28.3	42	30	54	0.9	0.4
-SLFB16- 75-M 22	16	32	8	75	22	27	34.3	42	32	54	1	0.3
-SLFB20- 75-M 22	20	38	9	75	22	27	40.3	50	40	53	1.1	0.3
-SLFB25- 75-M 22	25	45	10	75	22	27	47.3	50	45	53	1.1	0.2

规格说明:

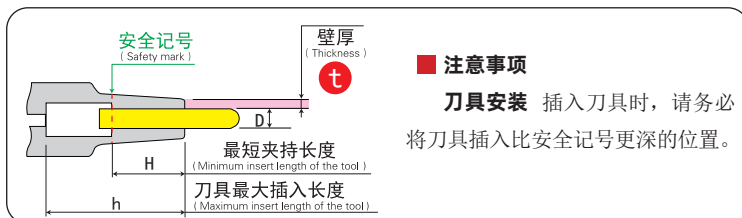
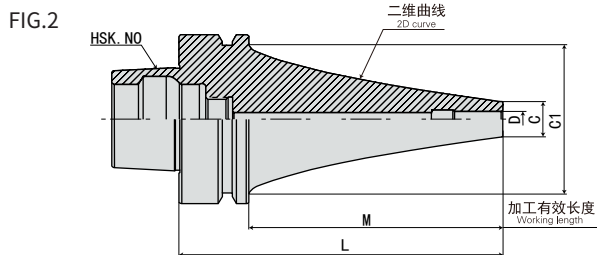
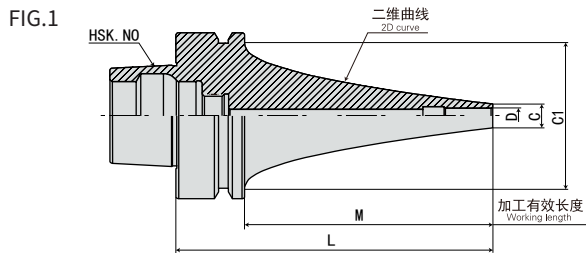


HSK63F - SLSA - 3 - 95 - M42

- 加工有效长度 Working length
- L 长度 Length (L)
- 刀杆直径 Diameter
- 功能代号 Holder type
- 锥柄形式 Taper size

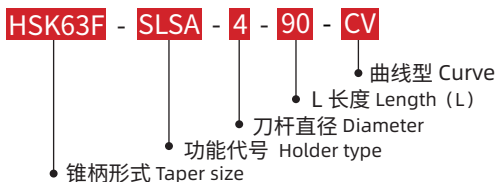
·HSK63F-SL 热缩刀柄 (CV 曲线型)

HSK63F-SL SHRINK FIT HOLDER(CV CURVE)



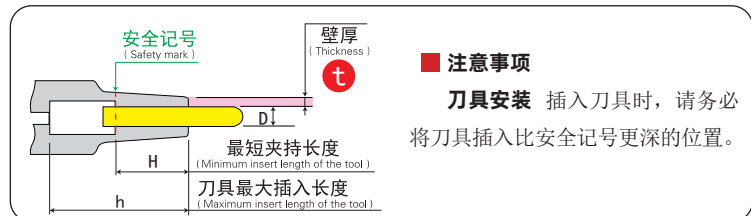
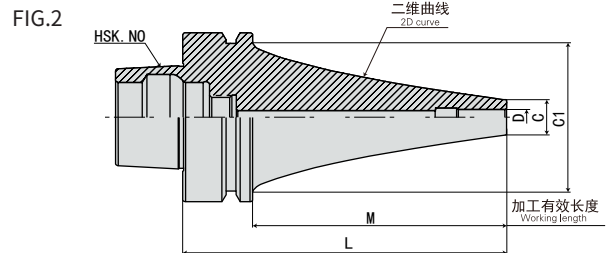
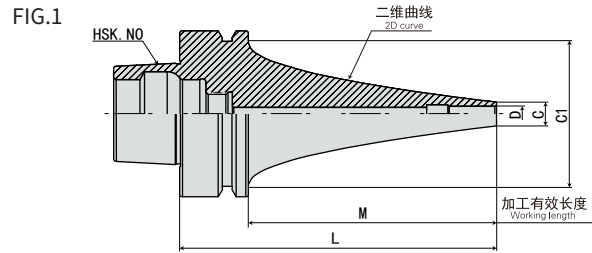
型号 Model	FIG	D	C	t	L	M	C1	H	h	重量 KGS	S
HSK63F-SLSA4- 90CV	1	4	7	1.5	90	64	53	12	65	0.9	1.8
-120CV	1	4	7	1.5	120	94	53	12	95	1	2.7
-150CV	1	4	7	1.5	150	124	53	12	125	1.2	4
-180CV	1	4	7	1.5	180	154	53	12	154	1.3	6.6
-210CV	1	4	7	1.5	210	184	53	12	185	1.3	11.6
-240CV	1	4	7	1.5	240	214	53	12	214	1.6	14
-270CV	1	4	7	1.5	270	244	53	12	245	1.9	11.9
-300CV	1	4	7	1.5	300	274	53	12	275	2	15.9
-SLRA4-120CV	2	4	10	3	120	94	53	12	95	1	1.9
-150CV	2	4	10	3	150	124	53	12	125	1.1	2.9
-180CV	2	4	10	3	180	154	53	12	155	1.4	3.3
-210CV	2	4	10	3	210	184	53	12	185	1.5	5.6
-SLSA6- 90CV	1	6	9	1.5	90	64	53	18	65	0.9	1.6
-120CV	1	6	9	1.5	120	94	53	18	95	1	2.3
-150CV	1	6	9	1.5	150	124	53	18	125	1.2	3.6
-180CV	1	6	9	1.5	180	154	53	18	154	1.3	5.7
-210CV	1	6	9	1.5	210	184	53	18	184	1.5	7.3
-240CV	1	6	9	1.5	240	214	53	18	214	1.6	12
-270CV	1	6	9	1.5	270	244	53	18	245	2	8.5
-300CV	1	6	9	1.5	300	274	53	18	275	2.2	11.7
-SLRA6- 90CV	2	6	13	3.5	90	64	53	18	65	1	0.8
-120CV	2	6	13	3.5	120	94	53	18	95	1.2	1.2
-150CV	2	6	13	3.5	150	124	53	18	125	1.3	1.9
-180CV	2	6	13	3.5	180	154	53	18	155	1.4	2.8
-210CV	2	6	13	3.5	210	184	53	18	185	1.5	4.8
-SLFA6- 90CV	2	6	13	3.5	90	64	53	18	65	1	0.8
-120CV	2	6	13	3.5	120	94	53	18	95	1.2	1.2
-150CV	2	6	13	3.5	150	124	53	18	125	1.3	1.9
-180CV	2	6	13	3.5	180	154	53	18	155	1.4	2.8
-210CV	2	6	13	3.5	210	184	53	18	185	1.5	4.8

规格说明:



·HSK63F-SL 热缩刀柄 (CV 曲线型)

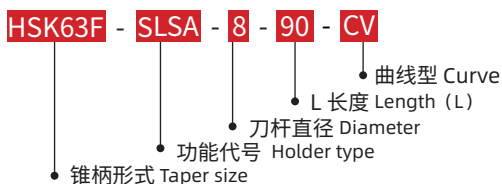
HSK63F-SL SHRINK FIT HOLDER(CV CURVE)



**■ 注意事项**  
**刀具安装** 插入刀具时, 请务必将刀具插入比安全记号更深的位置。

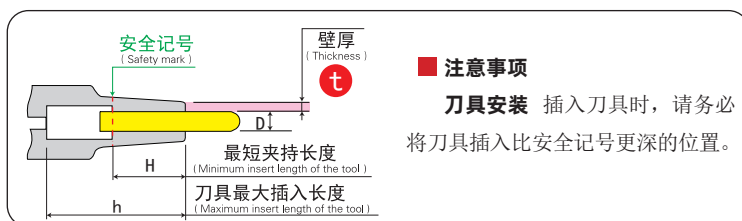
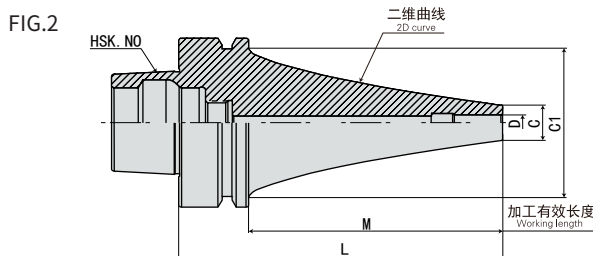
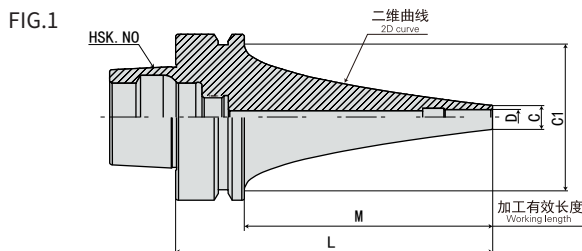
型号 Model	FIG	D	C	t	L	M	C1	H	h	重量 KGS	S
HSK63F-SLSA8- 90CV	1	8	11	1.5	90	64	53	24	65	0.9	1.4
-120CV	1	8	11	1.5	120	94	53	24	94	1.1	2
-150CV	1	8	11	1.5	150	124	53	24	124	1.3	2.7
-180CV	1	8	11	1.5	180	154	53	24	155	1.3	5
-210CV	1	8	11	1.5	210	184	53	24	184	1.5	6.6
-240CV	1	8	11	1.5	240	214	53	24	214	1.8	8.3
-270CV	1	8	11	1.5	270	244	53	24	244	2.1	6.9
-300CV	1	8	11	1.5	300	274	53	24	274	2.3	8.9
-SLRA8- 90CV	2	8	16	4	90	64	53	24	65	1	0.7
-120CV	2	8	16	4	120	94	53	24	95	1.2	1
-150CV	2	8	16	4	150	124	53	24	125	1.4	1.4
-180CV	2	8	16	4	180	154	53	24	155	1.6	2
-210CV	2	8	16	4	210	184	53	24	185	1.6	3.5
-SLFA8- 90CV	2	8	16	4	90	64	53	24	65	1	0.7
-120CV	2	8	16	4	120	94	53	24	95	1.2	1
-150CV	2	8	16	4	150	124	53	24	125	1.4	1.4
-180CV	2	8	16	4	180	154	53	24	155	1.6	2
-210CV	2	8	16	4	210	184	53	24	185	1.6	3.5
-SLSA10- 90CV	1	10	13	1.5	90	64	53	30	65	0.9	1.3
-120CV	1	10	13	1.5	120	94	53	30	95	1.2	1.3
-150CV	1	10	13	1.5	150	124	53	30	125	1.3	2.2
-180CV	1	10	13	1.5	180	154	53	30	154	1.5	3.4
-210CV	1	10	13	1.5	210	184	53	30	184	1.6	6
-240CV	1	10	13	1.5	240	214	53	30	212	2	5.8
-270CV	1	10	13	1.5	270	244	53	30	244	2.1	6.6
-300CV	1	10	13	1.5	300	274	53	30	274	2.3	8.5

规格说明:



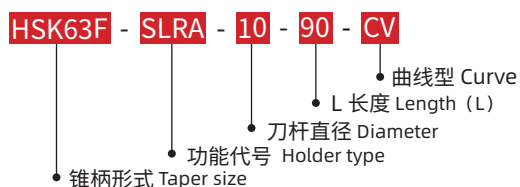
**·HSK63F-SL 热缩刀柄 (CV 曲线型)**

## HSK63F-SL SHRINK FIT HOLDER(CV CURVE)



型号 Model	FIG	D	C	t	L	M	C1	H	h	重量 KGS	S
HSK63F-SLRA10- 90CV	2	10	19	4.5	90	64	53	30	65	1	0.7
-120CV	2	10	19	4.5	120	94	53	30	95	1.2	1
-150CV	2	10	19	4.5	150	124	53	30	125	1.4	1.4
-180CV	2	10	19	4.5	180	154	53	30	155	1.6	2
-210CV	2	10	19	4.5	210	184	53	30	185	1.6	3.5
-SLFA10- 90CV	2	10	19	4.5	90	64	53	30	65	1	0.7
-120CV	2	10	19	4.5	120	94	53	30	95	1.2	1
-150CV	2	10	19	4.5	150	124	53	30	125	1.4	1.4
-180CV	2	10	19	4.5	180	154	53	30	155	1.6	2
-210CV	2	10	19	4.5	210	184	53	30	185	1.6	3.5
-SLSA12- 90CV	1	12	15	1.5	90	64	53	30	64	1	0.9
-120CV	1	12	15	1.5	120	94	53	30	94	1.2	1.2
-150CV	1	12	15	1.5	150	124	53	30	124	1.3	2.4
-180CV	1	12	15	1.5	180	154	53	30	154	1.5	3.3
-210CV	1	12	15	1.5	210	184	53	30	184	1.7	4.6
-240CV	1	12	15	1.5	240	214	53	30	212	2	5.5
-270CV	1	12	15	1.5	270	244	53	30	244	2.2	5.4
-SLRA12- 90CV	2	12	22	5	90	64	53	30	64	1	0.6
-120CV	2	12	22	5	120	94	53	30	94	1.3	0.7
-150CV	2	12	22	5	150	124	53	30	124	1.5	1.1
-180CV	2	12	22	5	180	154	53	30	154	1.6	1.8
-210CV	2	12	22	5	210	184	53	30	184	1.7	2.8
-SLFA12- 90CV	2	12	22	5	90	64	53	30	64	1	0.6
-120CV	2	12	22	5	120	94	53	30	94	1.3	0.7
-150CV	2	12	22	5	150	124	53	30	124	1.5	1.1
-180CV	2	12	22	5	180	154	53	30	154	1.6	1.8
-210CV	2	12	22	5	210	184	53	30	184	1.7	2.8

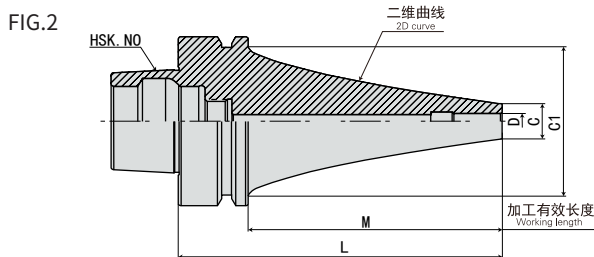
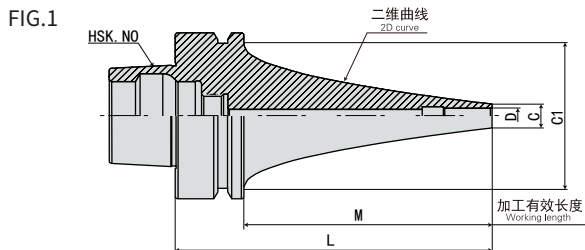
规格说明:

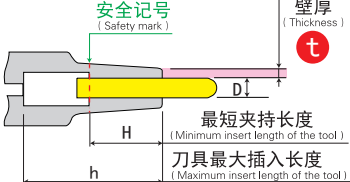




·HSK63F-SL 热缩刀柄 (CV 曲线型)

HSK63F-SL SHRINK FIT HOLDER(CV CURVE)



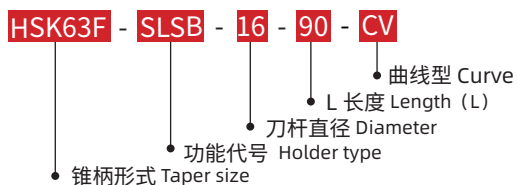


**■ 注意事项**

**刀具安装** 插入刀具时, 请务必将刀具插入比安全记号更深的位置。

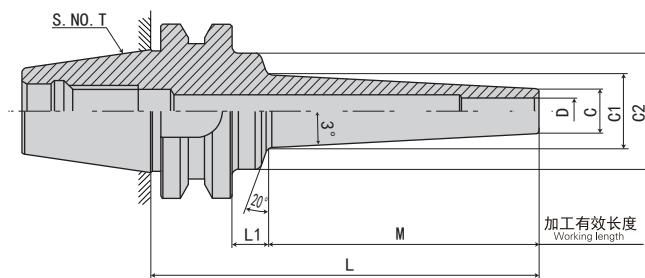
型号 Model	FIG	D	C	t	L	M	C1	H	h	重量 KGS	S
<b>HSK63F-SLSB16-90CV</b>	2	16	21	2.5	90	64	53	32	62	1.1	0.6
-120CV	2	16	21	2.5	120	94	53	32	92	1.4	0.8
-150CV	2	16	21	2.5	150	124	53	32	122	1.5	1.5
-180CV	2	16	21	2.5	180	154	53	32	152	1.9	1.9
-210CV	2	16	21	2.5	210	184	53	32	182	2	3
-240CV	2	16	21	2.5	240	214	53	32	212	2.3	3.7
-270CV	2	16	21	2.5	270	244	53	32	242	2.7	4.6
<b>-SLSB20-90CV</b>	2	20	26	3	90	64	53	40	62	1.1	0.5
-120CV	2	20	26	3	120	94	53	40	92	1.4	0.8
-150CV	2	20	26	3	150	124	53	40	122	1.6	1.3
-180CV	2	20	26	3	180	154	53	40	152	2	1.8
-210CV	2	20	26	3	210	184	53	40	182	2.3	2.3
-240CV	2	20	26	3	240	214	53	40	212	2.6	3
-270CV	2	20	26	3	270	244	53	40	242	3.1	3.4

规格说明:



·15TR-SL 热缩刀柄 (3°一体型)

15TR-SL SHRINK FIT HOLDER(3° MONO)

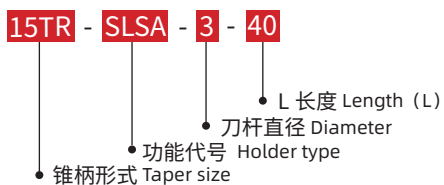


**■ 注意事项**

**刀具安装** 插入刀具时, 请务必将刀具插入比安全记号更深的位置。

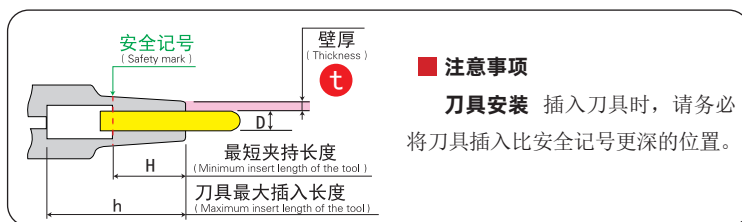
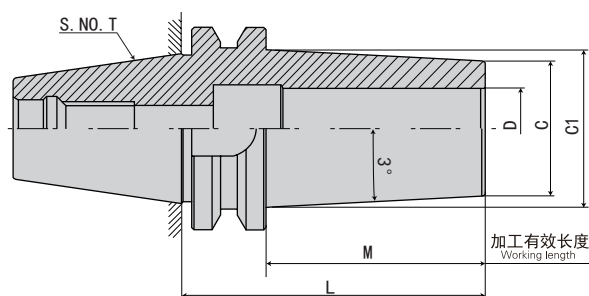
型号 Model	D	C	t	L	M	L1	C1	C2	H	h	重量 KGS	S
15TR3-SLSA3-40	3	6	1.5	40	22	5.5	8.3	18	9	46	0.1	4.7
-60	3	6	1.5	60	42	5.5	10.4	18	9	66	0.1	9.3
-SLSA3.175-40	3.175	6.175	1.5	40	22	5.5	8.5	18	9	46	0.1	4.4
-60	3.175	6.175	1.5	60	42	5.5	10.6	18	9	66	0.1	8.8
-SLSA4-40	4	7	1.5	40	22	5.5	9.3	18	12	46	0.1	3.6
-60	4	7	1.5	60	42	5.5	11.4	18	12	66	0.1	7.3
-SLSA5-40	5	8	1.5	40	22	5.5	10.3	18	15	46	0.1	2.9
-60	5	8	1.5	60	42	5.5	12.4	18	15	66	0.1	5.9
-SLSA6-60	6	9	1.5	60	42	5.5	13.4	18	18	66	0.1	4.9
-SLRA6-35	6	12	3	35	19.6	2.9	14.1	*	18	46	0.1	1.2
-SLRA8-35	8	14	3	35	19.6	2.9	16.1	*	20	51	0.1	0.9
-SLRA10-35	10	16	3	35	19.6	2.9	18.1	*	20	51	0.1	0.8

规格说明:



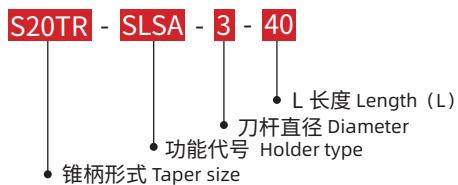
·S20TR-SL 热缩刀柄 (3°一体型)

S20TR-SL SHRINK FIT HOLDER(3° MONO)



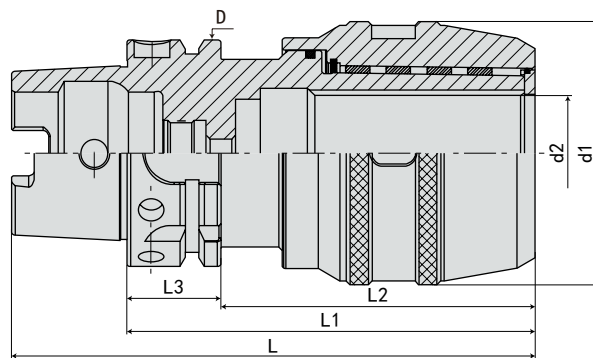
型号 Model	D	C	t	L	M	L1	C1	C2	H	h	重量 KGS	S
S20TR2-SLSA3-40	3	6	1.5	40	22	5.5	8.3	20	9	46	0.1	4.6
-60	3	6	1.5	60	42	5.5	10.4	20	9	66	0.1	9.2
-SLSA3.175-40	3.175	6.175	1.5	40	22	5.5	8.5	20	9	46	0.1	4.4
-60	3.175	6.175	1.5	60	42	5.5	10.6	20	9	66	0.1	8.8
-SLSA4-40	4	7	1.5	40	22	5.5	9.3	20	12	46	0.1	3.6
-60	4	7	1.5	60	42	5.5	11.4	20	12	66	0.1	7.2
-SLSA5-40	5	8	1.5	40	22	5.5	10.3	20	15	46	0.1	2.8
-60	5	8	1.5	60	42	5.5	12.4	20	15	66	0.1	5.8
-SLSA6-60	6	9	1.5	60	42	5.5	13.4	20	18	66	0.1	4.7
-SLRA6-35	6	12	3	35	19.6	2.9	14.1	*	18	46	0.1	1.1
-SLRA8-35	8	14	3	35	19.6	2.9	16.1	*	20	51	0.1	0.9
-SLRA10-35	10	16	3	35	19.6	2.9	18.1	*	20	51	0.1	0.8
-SLRA12-45	12	20	4	45	32.5	*	23.4	*	30	51	0.2	0.8

规格说明:



·HSK50A-C 型高精度强力刀柄

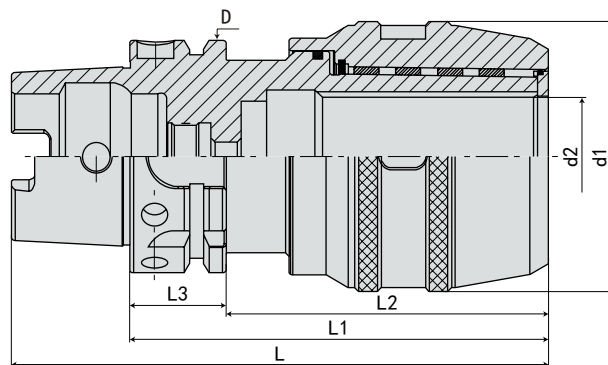
HSK50A-C FORCE MILLING CHUCK



规格 Model	柄部 Handle	L	L1	L2	L3	D	d1	d2	配套筒夹	夹持范围 Range	重量 KGS
HSK50A-C20-120	HSK50A	145	120	94	26	50	58	20	C20	3-20mm	
-C25-120	HSK50A	145	120	94	26	50	63	25	C25	3-25mm	

·HSK63A-C 型高精度强力刀柄

HSK63A-C FORCE MILLING CHUCK



规格 Model	柄部 Handle	L	L1	L2	L3	D	d1	d2	配套筒夹	夹持范围 Range	重量 KGS
HSK63A-C20- 95	HSK63A	127	95	69	26	63	58	20	C20	3-20mm	
-110	HSK63A	142	110	84	26	63	58	20	C20	3-20mm	
-C25-100	HSK63A	132	100	74	26	63	63	25	C25	3-25mm	
-130	HSK63A	162	130	104	26	63	63	25	C25	3-25mm	
-C32-110	HSK63A	142	110	108	26	63	73	32	C32	3-32mm	
-130	HSK63A	162	130	104	26	63	73	32	C32	3-32mm	
-150	HSK63A	182	150	124	26	63	73	32	C32	3-32mm	

特点:

注:

- ◎开槽  
此款刀杆内孔分割 6 槽以防止滑动并加大夹持力。
- ◎滚针轴承  
此采用两装置为使当滑动至锥锥面时滚动摩擦及脱落减至最小。
- ◎可套装选购

Features:

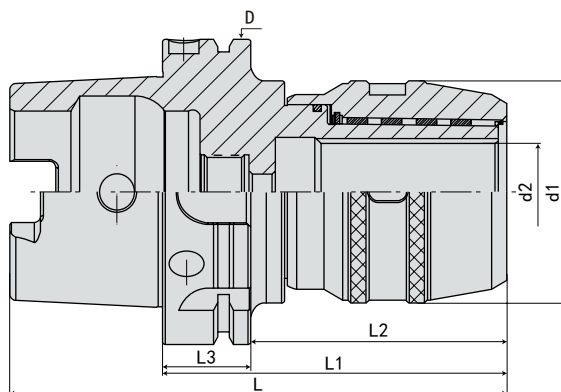
- ◎ SLITTING  
In that case end mill shank or collet have oil or chips,divide the slitting into six in order to prevent slipping and to grip exactly
- ◎ NEEDLE BEARING  
It adopts two line arrangement in order to minimize rolling friction and to slip during slide by taper side.
- ◎ BUT THE COVERALL SELECTS AND PURCHASES

规格说明:



·HSK80A-C 型高精度强力刀柄

HSK80A-C FORCE MILLING CHUCK



规格 Model	柄部 Handle	L	L1	L2	L3	D	d1	d2	配套筒夹	夹持范围 Range	重量 KGS
HSK80A-C20-105	HSK80A	145	105	79	26	80	58	20	C20	3-20mm	
-C25-105	HSK80A	145	105	79	26	80	63	25	C25	3-25mm	
-C32-120	HSK80A	160	120	94	26	80	73	32	C32	3-32mm	
-C42-130	HSK80A	170	130	104	26	80	88	42	C42	3-42mm	

特点:

注:

◎开槽

此款刀杆内孔分割 6 槽以防止滑动并加大夹持力。

◎滚针轴承

此采用两装置为使当滑动至针锥面时滚动摩擦及脱落减至最小。

◎可套装选购

Features:

◎ SLITTING

In that case end mill shank or collet have oil or chips,divide the slitting into six in order to prevent slipping and to grip exactly

◎ NEEDLE BEARING

It adopts two line arrangement in order to minimize rolling friction and to slip during slide by taper side.

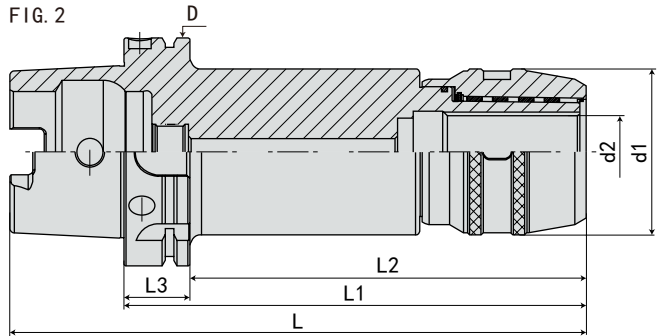
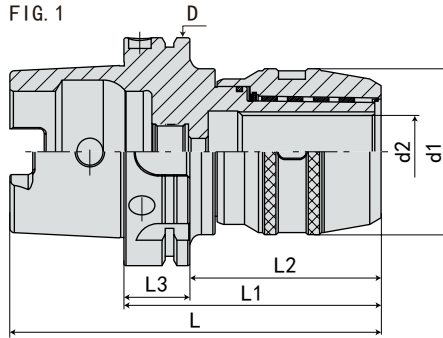
◎ BUT THE COVERALL SELECTS AND PURCHASES

规格说明:



·HSK100A-C 型高精度强力刀柄

HSK100A-C FORCE MILLING CHUCK



规格 Model	柄部 Handle	L	L1	L2	L3	D	d1	d2	配套筒夹	夹持范围 Range	重量 KGS
<b>HSK100A-C20-100</b>	HSK100A	150	100	71	29	100	58	20	C20	3-20mm	
-110	HSK100A	160	110	81	29	100	58	20	C20	3-20mm	
-130	HSK100A	180	130	101	29	100	58	20	C20	3-20mm	
<b>-C25-100</b>	HSK100A	150	100	71	29	100	63	25	C25	3-25mm	
-110	HSK100A	160	110	81	29	100	63	25	C25	3-25mm	
-130	HSK100A	180	130	101	29	100	63	25	C25	3-25mm	
-160	HSK100A	210	160	131	29	100	63	25	C25	3-25mm	
<b>-C32-100</b>	HSK100A	150	100	71	29	100	73	32	C32	3-32mm	
-110	HSK100A	160	110	81	29	100	73	32	C32	3-32mm	
-130	HSK100A	180	130	101	29	100	73	32	C32	3-32mm	
-160	HSK100A	210	160	131	29	100	73	32	C32	3-32mm	
-200	HSK100A	250	200	171	29	100	73	32	C32	3-32mm	
-250	HSK100A	300	250	221	29	100	73	32	C32	3-32mm	
-300	HSK100A	350	300	271	29	100	73	32	C32	3-32mm	
<b>-C42-110</b>	HSK100A	160	110	81	29	100	88	42	C42	3-42mm	
-130	HSK100A	180	130	101	29	100	88	42	C42	3-42mm	
-160	HSK100A	210	160	131	29	100	88	42	C42	3-42mm	
-200	HSK100A	250	200	171	29	100	88	42	C42	3-42mm	
-250	HSK100A	300	250	221	29	100	88	42	C42	3-42mm	
-300	HSK100A	350	300	271	29	100	88	42	C42	3-42mm	

特点:

注:

◎开槽

此款刀杆内孔分割 6 槽以防止滑动并加大夹持力。

◎滚针轴承

此采用两装置为使当滑动至锥锥面时滚动摩擦及脱落减至最小。

◎可套装选购

规格说明:



Features:

◎ SLITTING

In that case end mill shank or collet have oil or chips,divide the slitting into six in order to prevent slipping and to grip exactly

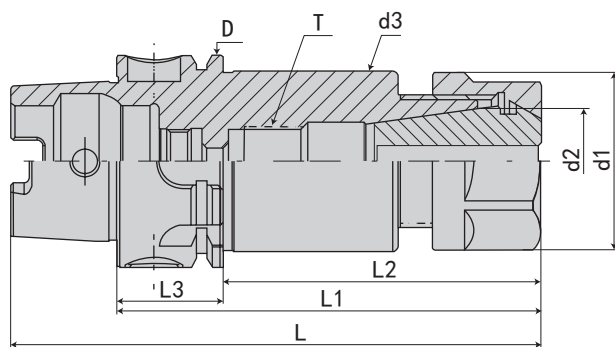
◎ NEEDLE BEARING

It adopts two line arrangement in order to minimize rolling friction and to slip during slide by taper side.

◎ BUT THE COVERALL SELECTS AND PURCHASES

·HSK-32A-ER 筒夹刀柄

HSK-32A-ER COLLET CHUCK



配件 Accessories



◎ 径跳: 5μm RUN-OUT: 5μm  
◎ 动平衡 (BALANCING): G2.5 30000RPM



扫描二维码观看产品视频

规格 Model	柄部 Handle	L	L1	L2	L3	D	d1	d2	d3	T	配套筒夹 Collet	夹持范围 Range	重量 KGS
HSK32A-ER11-45	HSK32A	60	45	25	20	32	19	11	19	M8*1.0P	ER11	1-7	
-60	HSK32A	76	60	40	20	32	19	11	19	M8*1.0P	ER11	1-7	
-ER16-80	HSK32A	96	80	60	20	32	28	16	28	M10*1.0P	ER16	1-10	
-ER20-80	HSK32A	96	80	60	20	32	28	16	28	M13*1.0P	ER20	1-13	

特点:

注:

- ◎ 螺母为预设动平衡螺母
- ◎ 整支通孔, 利于出水及抗震
- ◎ 装夹时, 筒夹必须先装入螺帽, 再装入刀具, 接着装入本体并锁固
- ◎ 刀具装入筒夹内孔, 必须超出筒夹内孔有效夹持长度, 避免坚固不当造成损坏
- ◎ 筒夹和扳手及接钉需要单独订购
- ◎ ER16/ER20 附标准六角螺母。也可以选用 M 型螺母, 本体需要另外订购
- ◎ 可根据客户需要精密平衡至 G6.3 15000RPM, G2.5 30000RPM

Features:

- ◎ Nut for pre-set dynamic balance nut.
- ◎ The whole through hole is favorable for water and shock resistance.
- ◎ When installed, the collet must be loaded into the nut, and then into the tool, and then into the body and lock.
- ◎ The tool into the collet hole, must go beyond the collet hole effective clamping length, to avoid damage caused by improper fastening.
- ◎ Collets and wrenches and pull studs need to be ordered separately.
- ◎ Standard hexagon nuts for ER16 / ER20. You can also choose M-type nut, the body need to order another.
- ◎ Can be based on customer needs to accurately balance to G6.3 15000RPM, G2.5 30000RPM.

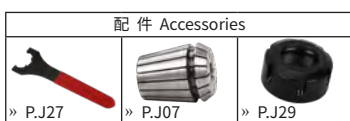
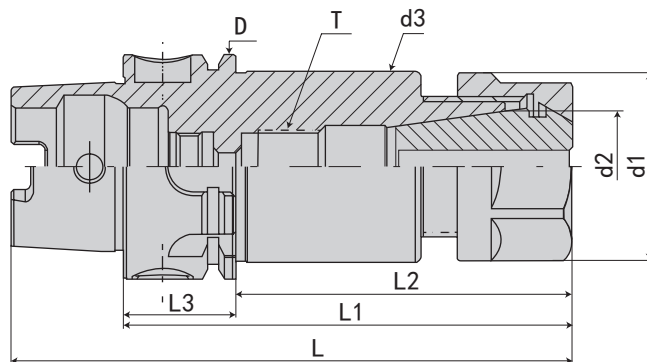
规格说明:





**·HSK-40A-ER 筒夹刀柄**

## HSK-40A-ER COLLET CHUCK



◎ 径跳: 5 $\mu$ m RUN-OUT: 5 $\mu$ m  
 ◎ 动平衡 (BALANCING): G2.5 3000RPM



扫描二维码观看产品视频

规格 Model	柄部 Handle	L	L1	L2	L3	D	d1	d2	d3	T	配套筒夹 Collet	夹持范围 Range	重量 KGS
<b>HSK40A-ER16-80</b>	HSK40A	100	80	60	20	40	28	16	28	M10*1.0P	ER16	1-10	
<b>-ER20-80</b>	HSK40A	100	80	61	20	40	34	20	34	M13*1.0P	ER20	1-13	
<b>-ER25-80</b>	HSK40A	100	80	62	20	40	42	25	42	M18*1.5P	ER25	2-16	0.4
<b>-ER32-80</b>	HSK40A	100	80	63	20	40	50	32	50	M22*1.5P	ER32	2-20	

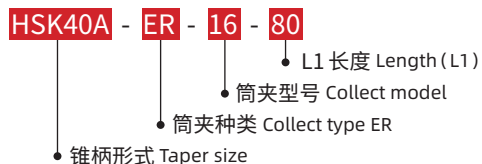
**特点:**

注:

- ◎ 螺母为预设动平衡螺母
- ◎ 整支通孔, 利于出水及抗震
- ◎ 装夹时, 筒夹必须先装入螺帽, 再装入刀具, 接着装入本体并锁固
- ◎ 刀具装入筒夹内孔, 必须超出筒夹内孔有效夹持长度, 避免坚固不当造成损坏
- ◎ 筒夹和扳手及接钉需要单独订购
- ◎ ER16/ER20 附标准六角螺母。也可以选用 M 型螺母, 本体需要另外订购
- ◎ 可根据客户需要精密平衡至 G6.3 15000RPM, G2.5 3000RPM

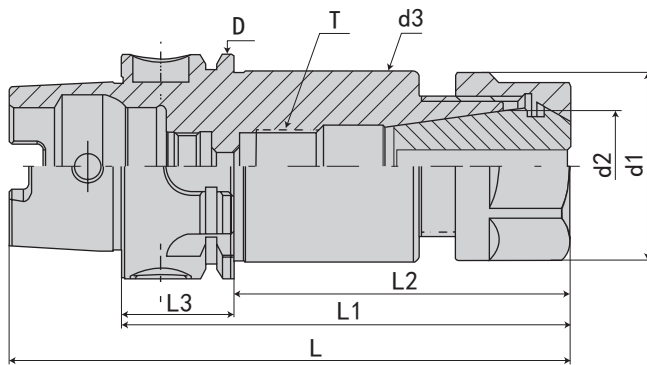
**Features:**

- ◎ Nut for pre-set dynamic balance nut.
- ◎ The whole through hole is favorable for water and shock resistance.
- ◎ When installed, the collet must be loaded into the nut, and then into the tool, and then into the body and lock.
- ◎ The tool into the collet hole, must go beyond the collet hole effective clamping length, to avoid damage caused by improper fastening.
- ◎ Collets and wrenches and pull studs need to be ordered separately.
- ◎ Standard hexagon nuts for ER16 / ER20. You can also choose M-type nut, the body need to order another.
- ◎ Can be based on customer needs to accurately balance to G6.3 15000RPM, G2.5 3000RPM.

**规格说明:**


·HSK-50A-ER 筒夹刀柄

HSK-50A-ER COLLET CHUCK



配件 Accessories



◎ 径跳: 5μm RUN-OUT: 5μm  
◎ 动平衡 (BALANCING): G2.5 3000RPM



扫描二维码观看产品视频

规格 Model	柄部 Handle	L	L1	L2	L3	D	d1	d2	d3	T	配套筒夹 Collet	夹持范围 Range	重量 KGS
<b>HSK50A-ER16- 80</b>	HSK50A	105	80	54	26	50	28	16	28	M10*1.0P	ER16	1-10	
-100	HSK50A	125	100	74	26	50	28	16	28	M10*1.0P	ER16	1-10	
<b>-ER20- 80</b>	HSK50A	105	80	54	26	50	34	20	34	M13*1.0P	ER20	1-13	
-100	HSK50A	125	100	74	26	50	34	20	34	M13*1.0P	ER20	1-13	
<b>-ER25- 80</b>	HSK50A	105	80	54	26	50	42	25	42	M18*1.5P	ER25	2-16	
-100	HSK50A	125	100	74	26	50	42	25	42	M18*1.5P	ER25	2-16	
<b>-ER32- 80</b>	HSK50A	105	80	54	26	50	50	32	50	M22*1.5P	ER32	2-20	0.9
-100	HSK50A	125	100	74	26	50	50	32	50	M22*1.5P	ER32	2-20	

特点:

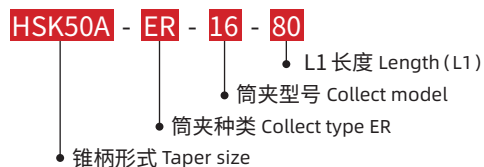
注:

- ◎ 螺母为预设动平衡螺母
- ◎ 整支通孔, 利于出水及抗震
- ◎ 装夹时, 筒夹必须先装入螺帽, 再装入刀具, 接着装入本体并锁固
- ◎ 刀具装入筒夹内孔, 必须超出筒夹内孔有效夹持长度, 避免坚固不当造成损坏
- ◎ 筒夹和扳手及接钉需要单独订购
- ◎ ER16/ER20 附标准六角螺母。也可以选用 M 型螺母, 本体需要另外订购
- ◎ 可根据客户要求精密平衡至 G6.3 15000RPM, G2.5 30000RPM

Features:

- ◎ Nut for pre-set dynamic balance nut.
- ◎ The whole through hole is favorable for water and shock resistance.
- ◎ When installed, the collet must be loaded into the nut, and then into the tool, and then into the body and lock.
- ◎ The tool into the collet hole, must go beyond the collet hole effective clamping length, to avoid damage caused by improper fastening.
- ◎ Collets and wrenches and pull studs need to be ordered separately.
- ◎ Standard hexagon nuts for ER16 / ER20. You can also choose M-type nut, the body need to order another.
- ◎ Can be based on customer needs to accurately balance to G6.3 15000RPM, G2.5 30000RPM.

规格说明:

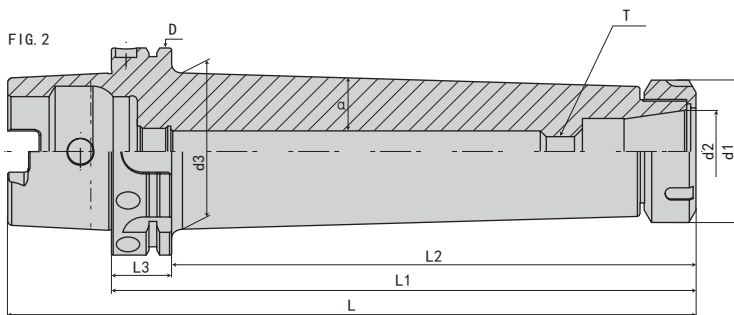
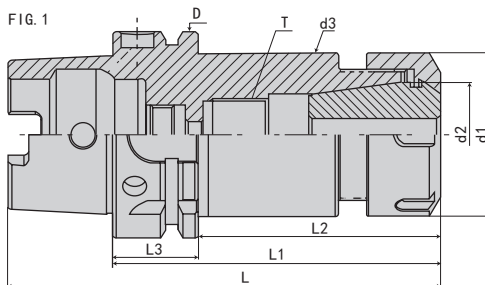


·HSK-63A-ER 筒夹刀柄

HSK-63A-ER COLLET CHUCK



扫描二维码观看产品视频



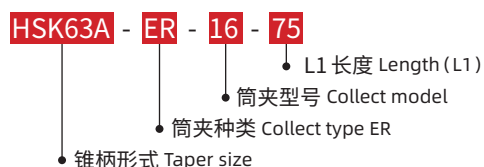
◎ 径跳: 5µm RUN-OUT: 5µm  
◎ 动平衡 (BALANCING): G2.5 30000RPM

规格 Model	柄部 Handle	L	L1	L2	L3	D	d1	d2	d3	T	α	FIG	配套筒夹 Collet	夹持范围 Range	重量 KGS
HSK63A-ER16- 75	HSK63A	107	75	49	26	63	28	16	28	M10*1.0P	-	1	ER16	1-10	1
-100	HSK63A	132	100	74	26	63	28	16	28	M10*1.0P	-	1	ER16	1-10	1.1
-125	HSK63A	157	125	99	26	63	28	16	28	M10*1.0P	-	1	ER16	1-10	1.2
-160	HSK63A	192	160	134	26	63	28	16	28	M10*1.0P	-	1	ER16	1-10	1.3
-200	HSK63A	232	200	174	26	63	28	16	28	M10*1.0P	-	1	ER16	1-10	1.5
-250	HSK63A	282	250	224	26	63	28	16	35	M10*1.0P	1°	2	ER16	1-10	2
-ER20- 75	HSK63A	107	75	49	26	63	34	20	34	M13*1.0P	-	1	ER20	1-13	0.9
-100	HSK63A	132	100	74	26	63	34	20	34	M13*1.0P	-	1	ER20	1-13	1.2
-125	HSK63A	157	125	99	26	63	34	20	34	M13*1.0P	-	1	ER20	1-13	1.3
-160	HSK63A	192	160	134	26	63	34	20	34	M13*1.0P	-	1	ER20	1-13	1.6
-200	HSK63A	232	200	174	26	63	34	20	34	M13*1.0P	-	1	ER20	1-13	1.85
-250	HSK63A	282	250	224	26	63	34	20	41	M13*1.0P	1°	2	ER20	1-13	2.6
-ER25- 75	HSK63A	107	75	49	26	63	42	25	42	M18*1.5P	-	1	ER25	2-16	1.2
-100	HSK63A	132	100	74	26	63	42	25	42	M18*1.5P	-	1	ER25	2-16	1.3
-125	HSK63A	157	125	99	26	63	42	25	42	M18*1.5P	-	1	ER25	2-16	1.5
-160	HSK63A	192	160	134	26	63	42	25	42	M18*1.5P	-	1	ER25	2-16	2
-200	HSK63A	232	200	174	26	63	42	25	42	M18*1.5P	-	1	ER25	2-16	2.4
-250	HSK63A	282	250	224	26	63	42	25	49	M18*1.5P	1°	2	ER25	2-16	3.2

特点:

- 注:
- ◎ 螺母为预设动平衡螺母
  - ◎ 整支通孔, 利于出水及抗震
  - ◎ 装夹时, 筒夹必须先装入螺帽, 再装入刀具, 接着装入本体并锁固
  - ◎ 刀具装入筒夹内孔, 必须超出筒夹内孔有效夹持长度, 避免坚固不当造成损坏
  - ◎ 筒夹和扳手及接钉需要单独订购
  - ◎ ER16/ER20 附标准六角螺母。也可以选用 M 型螺母, 本体需要另外订购
  - ◎ 可根据客户需要精密平衡至 G6.3 15000RPM, G2.5 30000RPM

规格说明:



Features:

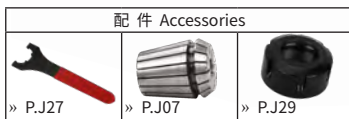
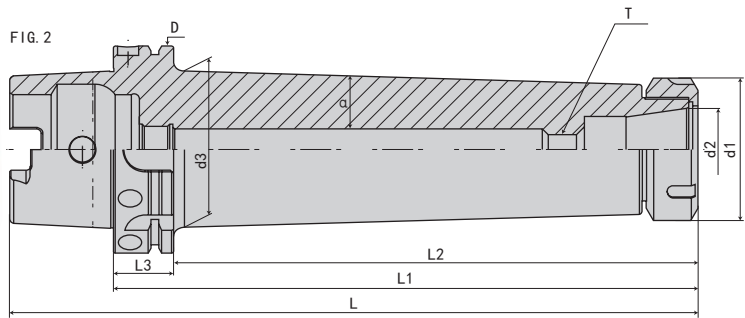
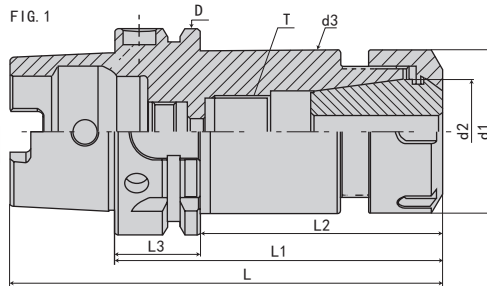
- ◎ Nut for pre-set dynamic balance nut.
- ◎ The whole through hole is favorable for water and shock resistance.
- ◎ When installed, the collet must be loaded into the nut, and then into the tool, and then into the body and lock.
- ◎ The tool into the collet hole, must go beyond the collet hole effective clamping length, to avoid damage caused by improper fastening.
- ◎ Collets and wrenches and pull studs need to be ordered separately.
- ◎ Standard hexagon nuts for ER16 / ER20. You can also choose M-type nut, the body need to order another.
- ◎ Can be based on customer needs to accurately balance to G6.3 15000RPM, G2.5 30000RPM.

·HSK-63A-ER 筒夹刀柄

HSK-63A-ER COLLET CHUCK



扫描二维码观看产品视频



◎径跳: 5μm RUN-OUT: 5μm

◎动平衡 (BALANCING): G2.5 30000RPM

规格 Model	柄部 Handle	L	L1	L2	L3	D	d1	d2	d3	T	α	FIG	配套筒夹 Collet	夹持范围 Range	重量 KGS
<b>HSK63A-ER32- 75</b>	HSK63A	107	75	49	26	63	50	32	50	M22*1.5P	-	1	ER32	2-20	1.3
<b>-100</b>	HSK63A	132	100	74	26	63	50	32	50	M22*1.5P	-	1	ER32	2-20	1.5
<b>-125</b>	HSK63A	157	125	99	26	63	50	32	50	M22*1.5P	-	1	ER32	2-20	1.9
<b>-160</b>	HSK63A	192	160	134	26	63	50	32	50	M22*1.5P	-	1	ER32	2-20	2.4
<b>-200</b>	HSK63A	232	200	174	26	63	50	32	50	M22*1.5P	-	1	ER32	2-20	2.9
<b>-250</b>	HSK63A	282	250	224	26	63	50	32	50	M22*1.5P	-	1	ER32	2-20	3.7
<b>-300</b>	HSK63A	332	300	274	26	63	50	32	50	M22*1.5P	-	1	ER32	2-20	4.5
<b>-ER40-100</b>	HSK63A	132	100	74	26	63	63	40	63	M28*1.5P	-	1	ER40	4-26	1.6
<b>-125</b>	HSK63A	157	125	99	26	63	63	40	63	M28*1.5P	-	1	ER40	4-26	2.5
<b>-160</b>	HSK63A	192	160	134	26	63	63	40	63	M28*1.5P	-	1	ER40	4-26	2.5
<b>-200</b>	HSK63A	232	200	174	26	63	63	40	63	M28*1.5P	-	1	ER40	4-26	3.2
<b>-250</b>	HSK63A	282	250	224	26	63	63	40	63	M28*1.5P	-	1	ER40	4-26	4
<b>-300</b>	HSK63A	332	300	274	26	63	63	40	63	M28*1.5P	-	1	ER40	4-26	4.3

特点:

注:

- ◎螺母为预设动平衡螺母
- ◎整支通孔，利于出水及抗震
- ◎装夹时，筒夹必须先装入螺帽，再装入刀具，接着装入本体并锁固
- ◎刀具装入筒夹内孔，必须超出筒夹内孔有效夹持长度，避免坚固不当造成损坏
- ◎筒夹和扳手及接钉需要单独订购
- ◎ER16/ER20 附标准六角螺母。也可以选用 M 型螺母，本体需要另外订购
- ◎可根据客户需要精密平衡至 G6.3 15000RPM,G2.5 30000RPM

Features:

- ◎ Nut for pre-set dynamic balance nut.
- ◎ The whole through hole is favorable for water and shock resistance.
- ◎ When installed, the collet must be loaded into the nut, and then into the tool, and then into the body and lock.
- ◎ The tool into the collet hole, must go beyond the collet hole effective clamping length, to avoid damage caused by improper fastening.
- ◎ Collets and wrenches and pull studs need to be ordered separately.
- ◎ Standard hexagon nuts for ER16 / ER20. You can also choose M-type nut, the body need to order another.
- ◎ Can be based on customer needs to accurately balance to G6.3 15000RPM, G2.5 30000RPM.

规格说明:

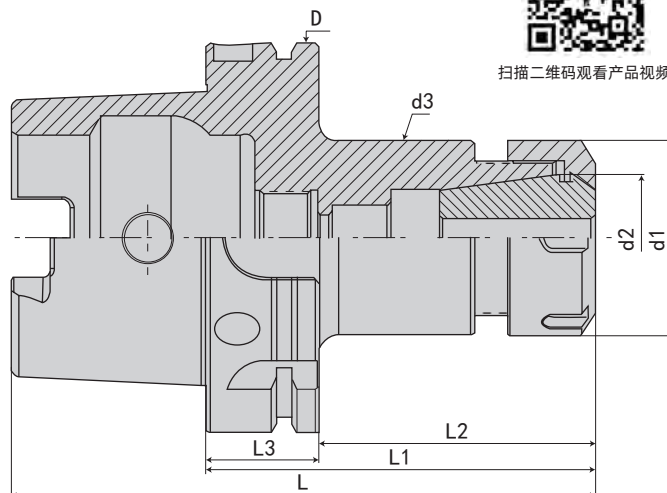


**·HSK-80A-ER 筒夹刀柄**

## HSK-80A-ER COLLET CHUCK



扫描二维码观看产品视频



◎径跳: 5 $\mu$ m RUN-OUT: 5 $\mu$ m  
 ◎动平衡 (BALANCING): G2.5 30000RPM

规格 Model	柄部 Handle	L	L1	L2	L3	D	d1	d2	d3	T	配套筒夹 Collet	夹持范围 Range	重量 KGS
<b>HSK80A-ER16-100</b>	HSK80A	140	100	74	26	80	28	16	28	M10*1.0P	ER16	1-10	
<b>-ER20-100</b>	HSK80A	140	100	74	26	80	34	20	34	M13*1.0P	ER20	1-13	
<b>-ER25-100</b>	HSK80A	140	100	74	26	80	42	25	42	M18*1.5P	ER25	2-16	2
<b>-ER32-100</b>	HSK80A	140	100	74	26	80	50	32	50	M22*1.5P	ER32	2-20	2.2
<b>-ER40-120</b>	HSK80A	140	100	74	26	80	63	40	63	M28*1.5P	ER40	4-26	

**特点:**

注:

- ◎螺母为预设动平衡螺母
- ◎整支通孔, 利于出水及抗震
- ◎装夹时, 筒夹必须先装入螺帽, 再装入刀具, 接着装入本体并锁固
- ◎刀具装入筒夹内孔, 必须超出筒夹内孔有效夹持长度, 避免坚固不当造成损坏
- ◎筒夹和扳手及接钉需要单独订购
- ◎ER16/ER20 附标准六角螺母。也可以选用 M 型螺母, 本体需要另外订购
- ◎可根据客户需要精密平衡至 G6.3 15000RPM, G2.5 30000RPM

**Features:**

- ◎ Nut for pre-set dynamic balance nut.
- ◎ The whole through hole is favorable for water and shock resistance.
- ◎ When installed, the collet must be loaded into the nut, and then into the tool, and then into the body and lock.
- ◎ The tool into the collet hole, must go beyond the collet hole effective clamping length, to avoid damage caused by improper fastening.
- ◎ Collets and wrenches and pull studs need to be ordered separately.
- ◎ Standard hexagon nuts for ER16 / ER20. You can also choose M-type nut, the body need to order another.
- ◎ Can be based on customer needs to accurately balance to G6.3 15000RPM, G2.5 30000RPM.

**规格说明:**

 B  
 HSK SHANK SYSTEMS  
 HSK 刀柄系列



·HSK-100A-ER 筒夹刀柄

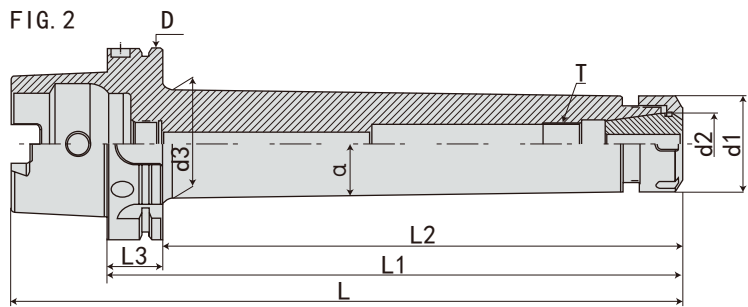
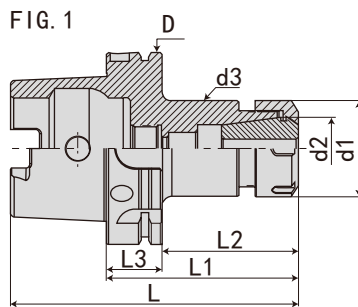
HSK-100A-ER COLLET CHUCK



扫描二维码观看产品视频



◎径跳: 5μm RUN-OUT: 5μm  
◎动平衡 (BALANCING): G2.5 3000RPM



规格 Model	柄部 Handle	L	L1	L2	L3	D	d1	d2	d3	T	α	FIG	配套筒夹 Collet	夹持范围 Range	重量 KGS
HSK100A-ER16-100	HSK100A	150	100	71	29	100	28	16	28	M10*1.0P	-	1	ER16	1-10	2.5
-125	HSK100A	175	125	96	29	100	28	16	28	M10*1.0P	-	1	ER16	1-10	2.5
-160	HSK100A	210	160	131	29	100	28	16	28	M10*1.0P	-	1	ER16	1-10	3
-200	HSK100A	250	200	171	29	100	28	16	28	M10*1.0P	-	1	ER16	1-10	3
-250	HSK100A	300	250	221	29	100	28	16	35	M10*1.0P	1°	2	ER16	1-10	3.7
-300	HSK100A	350	300	271	29	100	28	16	37	M10*1.0P	1°	2	ER16	1-10	4.1
-ER20-100	HSK100A	150	100	71	29	100	34	20	34	M13*1.0P	-	1	ER20	1-13	2.5
-125	HSK100A	175	125	96	29	100	34	20	34	M13*1.0P	-	1	ER20	1-13	2.6
-160	HSK100A	210	160	131	29	100	34	20	34	M13*1.0P	-	1	ER20	1-13	3
-200	HSK100A	250	200	171	29	100	34	20	34	M13*1.0P	-	1	ER20	1-13	3.5
-250	HSK100A	300	250	221	29	100	34	20	41	M13*1.0P	1°	2	ER20	1-13	4.1
-300	HSK100A	350	300	271	29	100	34	20	43	M13*1.0P	1°	2	ER20	1-13	4.7
-ER25-100	HSK100A	150	100	71	29	100	42	25	42	M18*1.5P	-	1	ER25	2-16	2.6
-125	HSK100A	175	125	96	29	100	42	25	42	M18*1.5P	-	1	ER25	2-16	3
-160	HSK100A	210	160	131	29	100	42	25	42	M18*1.5P	-	1	ER25	2-16	4
-200	HSK100A	250	200	171	29	100	42	25	42	M18*1.5P	-	1	ER25	2-16	4
-250	HSK100A	300	250	221	29	100	42	25	49	M18*1.5P	1°	2	ER25	2-16	4.2
-300	HSK100A	350	300	271	29	100	42	25	51	M18*1.5P	1°	2	ER25	2-16	5
-350	HSK100A	400	350	321	29	100	42	25	53	M18*1.5P	1°	2	ER25	2-16	

特点:

- 注:
- ◎螺母为预设动平衡螺母
  - ◎整支通孔, 利于出水及抗震
  - ◎装夹时, 筒夹必须先装入螺帽, 再装入刀具, 接着装入本体并锁固
  - ◎刀具装入筒夹内孔, 必须超出筒夹内孔有效夹持长度, 避免坚固不当造成损坏
  - ◎筒夹和扳手及接钉需要单独订购
  - ◎ER16/ER20 附标准六角螺母。也可以选用 M 型螺母, 本体需要另外订购
  - ◎可根据客户需要精密平衡至 G6.3 15000RPM, G2.5 3000RPM

Features:

- ◎ Nut for pre-set dynamic balance nut.
- ◎ The whole through hole is favorable for water and shock resistance.
- ◎ When installed, the collet must be loaded into the nut, and then into the tool, and then into the body and lock.
- ◎ The tool into the collet hole, must go beyond the collet hole effective clamping length, to avoid damage caused by improper fastening.
- ◎ Collets and wrenches and pull studs need to be ordered separately.
- ◎ Standard hexagon nuts for ER16 / ER20. You can also choose M-type nut, the body need to order another.
- ◎ Can be based on customer needs to accurately balance to G6.3 15000RPM, G2.5 3000RPM.

规格说明:



## ·HSK-100A-ER 筒夹刀柄

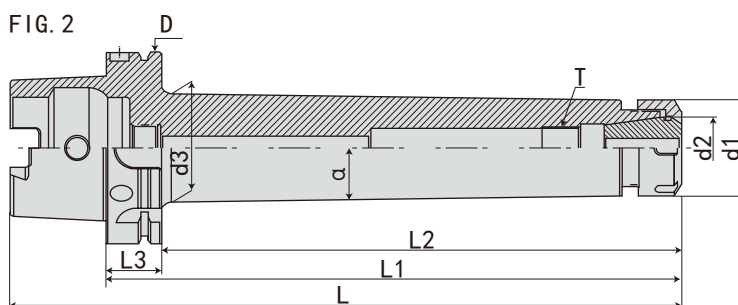
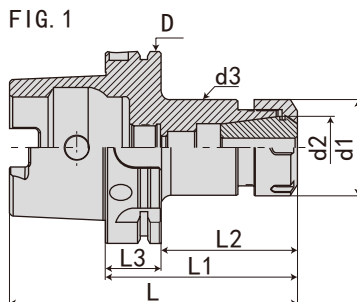
## HSK-100A-ER COLLET CHUCK



扫描二维码观看产品视频



◎径跳: 5 $\mu$ m RUN-OUT: 5 $\mu$ m  
 ◎动平衡 (BALANCING): G2.5 30000RPM



规格 Model	柄部 Handle	L	L1	L2	L3	D	d1	d2	d3	T	$\alpha$	FIG	配套筒夹 Collet	夹持范围 Range	重量 KGS
<b>HSK100A-ER32-100</b>	HSK100A	150	100	71	29	100	50	32	50	M22*1.5P	-	1	ER32	2-20	3
-125	HSK100A	175	125	96	29	100	50	32	50	M22*1.5P	-	1	ER32	2-20	3.3
-160	HSK100A	210	160	131	29	100	50	32	50	M22*1.5P	-	1	ER32	2-20	4
-200	HSK100A	250	200	171	29	100	50	32	50	M22*1.5P	-	1	ER32	2-20	4.6
-250	HSK100A	300	250	221	29	100	50	32	50	M22*1.5P	-	1	ER32	2-20	5.3
-300	HSK100A	350	300	271	29	100	50	32	57	M22*1.5P	1°	2	ER32	2-20	6.2
-350	HSK100A	400	350	321	29	100	50	32	59	M22*1.5P	1°	2	ER32	2-20	7.5
-400	HSK100A	450	400	371	29	100	50	32	61	M22*1.5P	1°	2	ER32	2-20	10
<b>-ER40-100</b>	HSK100A	150	100	71	29	100	63	40	63	M28*1.5P	-	1	ER40	4-26	3.3
-125	HSK100A	175	125	96	29	100	63	40	63	M28*1.5P	-	1	ER40	4-26	3.8
-160	HSK100A	210	160	131	29	100	63	40	63	M28*1.5P	-	1	ER40	4-26	4.6
-200	HSK100A	250	200	171	29	100	63	40	63	M28*1.5P	-	1	ER40	4-26	5.5
-250	HSK100A	300	250	221	29	100	63	40	63	M28*1.5P	-	1	ER40	4-26	7
-300	HSK100A	350	300	271	29	100	63	40	70	M28*1.5P	1°	2	ER40	4-26	8.5
-350	HSK100A	400	350	321	29	100	63	40	72	M28*1.5P	1°	2	ER40	4-26	10.5
-400	HSK100A	450	400	371	29	100	63	40	74	M28*1.5P	1°	2	ER40	4-26	12.1
<b>-ER50-100</b>	HSK100A	150	100	71	29	100	78	50	78	M36*1.5P	-	1	ER50	6-34	
-125	HSK100A	175	125	96	29	100	78	50	78	M36*1.5P	-	1	ER50	6-34	
-160	HSK100A	210	160	131	29	100	78	50	78	M36*1.5P	-	1	ER50	6-34	
-200	HSK100A	250	200	171	29	100	78	50	78	M36*1.5P	-	1	ER50	6-34	

### 特点:

注:

- ◎螺母为预设动平衡螺母
- ◎整支通孔, 利于出水及抗震
- ◎装夹时, 筒夹必须先装入螺帽, 再装入刀具, 接着装入本体并锁固
- ◎刀具装入筒夹内孔, 必须超出筒夹内孔有效夹持长度, 避免坚固不当造成损坏
- ◎筒夹和扳手及接钉需要单独订购
- ◎ER16/ER20 附标准六角螺母。也可以选用 M 型螺母, 本体需要另外订购
- ◎可根据客户需要精密平衡至 G6.3 15000RPM, G2.5 30000RPM

### 规格说明:



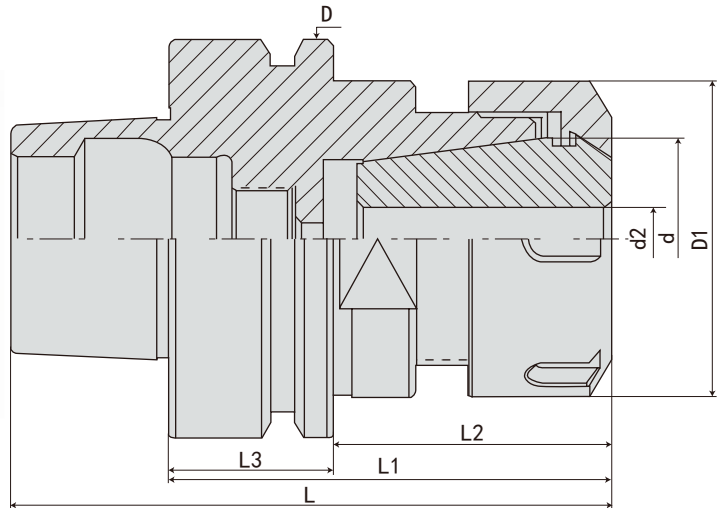
### Features:

- ◎ Nut for pre-set dynamic balance nut.
- ◎ The whole through hole is favorable for water and shock resistance.
- ◎ When installed, the collet must be loaded into the nut, and then into the tool, and then into the body and lock.
- ◎ The tool into the collet hole, must go beyond the collet hole effective clamping length, to avoid damage caused by improper fastening.
- ◎ Collets and wrenches and pull studs need to be ordered separately.
- ◎ Standard hexagon nuts for ER16 / ER20. You can also choose M-type nut, the body need to order another.
- ◎ Can be based on customer needs to accurately balance to G6.3 15000RPM, G2.5 30000RPM.



·HSK-63F-ER 筒夹刀柄

HSK-63F-ER COLLET CHUCK



◎ 径跳: 5 $\mu$ m RUN-OUT: 5 $\mu$ m  
◎ 动平衡 (BALANCING): G2.5 30000RPM

规格 Model	柄部 Handle	L	L1	L2	L3	D	D1	d	d1	a	夹持范围 d2 Range	重量 KGS
HSK63F-ER16- 70	HSK63F	95	70	44	26	50	28	16	38	5	1.0-10.0	1
-100	HSK63F	125	100	74	26	50	28	16	38	5	1.0-10.0	1
-ER20- 70	HSK63F	95	70	44	26	50	34	20	38	5	1.0-13.0	1
-100	HSK63F	125	100	74	26	50	34	20	38	5	1.0-13.0	1.2
-ER25- 70	HSK63F	95	70	44	26	50	42	25	38	5	1.0-16.0	1
-100	HSK63F	125	100	74	26	50	42	25	38	5	1.0-16.0	1.3
-ER32- 70	HSK63F	95	70	44	26	50	50	32	38	5	1.0-20.0	1.1
-100	HSK63F	125	100	74	26	50	50	32	38	5	1.0-20.0	1.5
-ER40- 80	HSK63F	105	80	54	26	50	63	40	38	5	1.0-26.0	1.3
-100	HSK63F	125	100	74	26	50	63	40	38	5	1.0-26.0	1.5

特点:

注:

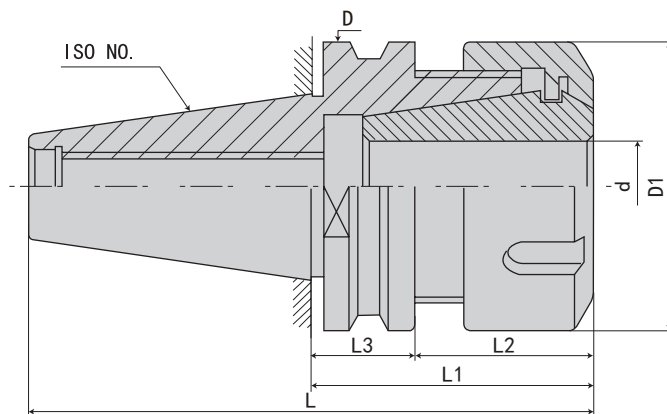
- ◎ 螺母为预设动平衡螺母
- ◎ 整支通孔，利于出水及抗震
- ◎ 装夹时，筒夹必须先装入螺帽，再装入刀具，接着装入本体并锁固
- ◎ 刀具装入筒夹内孔，必须超出筒夹内孔有效夹持长度，避免坚固不当造成损坏
- ◎ 筒夹和扳手及接钉需要单独订购
- ◎ ER16/ER20 附标准六角螺母。也可以选用 M 型螺母，本体需要另外订购
- ◎ 可根据客户需要精密平衡至 G6.3 15000RPM, G2.5 30000RPM

Features:

- ◎ Nut for pre-set dynamic balance nut.
- ◎ The whole through hole is favorable for water and shock resistance.
- ◎ When installed, the collet must be loaded into the nut, and then into the tool, and then into the body and lock.
- ◎ The tool into the collet hole, must go beyond the collet hole effective clamping length, to avoid damage caused by improper fastening.
- ◎ Collets and wrenches and pull studs need to be ordered separately.
- ◎ Standard hexagon nuts for ER16 / ER20. You can also choose M-type nut, the body need to order another.
- ◎ Can be based on customer needs to accurately balance to G6.3 15000RPM, G2.5 30000RPM.

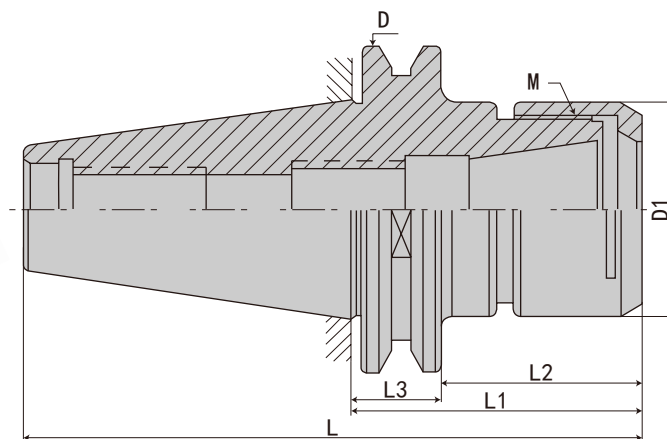
·ISO 精雕机高速刀柄

HIGH SPEED TOOL HOLDER FOR FINE ENGRAVING MACHINE



◎径跳: 5μm RUN-OUT: 5μm  
◎动平衡 (BALANCING): G2.5 30000RPM

规格 Model	柄部 Handle	L	L1	L2	L3	D	D1	夹持范围 d Range	重量 KGS
ISO30-ER25-60	ISO30		60	40			42	1-16mm	
-ER32-50	ISO30		50	30			50	1-20mm	

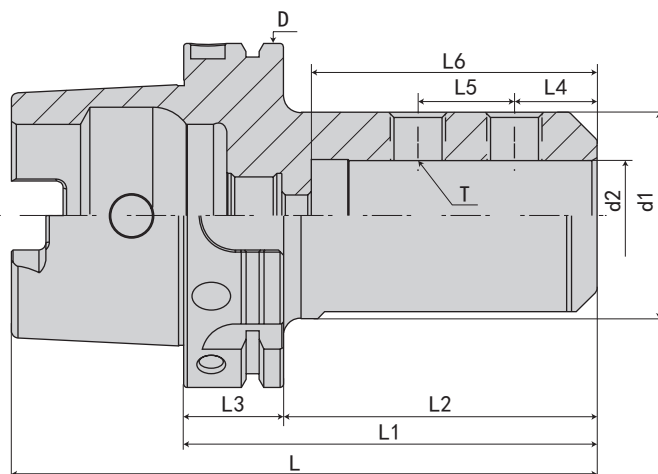


规格 Model	柄部 Handle	L	L1	L2	L3	D	D1	M	夹持范围 d Range	重量 KGS
ISO30-ER16-60MS	ISO30	108.4	60	38	22		22	M19*1.0P	1.0-10.0	
-ER20-60MS	ISO30	108.4	60	38	22		22	M24*1.0P	1.0-13.0	

B  
HSK SHANK SYSTEMS  
HSK 刀柄系列

·HSK-32A-SLN 侧固式刀柄

HSK-32A-SLN SIDE LOCK END MILL HOLDER



扫描二维码观看产品视频

◎径跳: 5μm RUN-OUT: 5μm  
◎动平衡 (BALANCING): G2.5 30000RPM

规格 Model	柄部 Handle	L	L1	L2	L3	L4	L5	L6	D	d1	d2	T	重量 KGS
HSK32A- SLN6-60	HSK32A	76	60	40	20	12	10	41	32	25	6	M6	
- SLN8-60	HSK32A	76	60	40	20	14	12	41	32	26	8	M8	
-SLN10-65	HSK32A	81	65	45	20	15	14	46	32	32	10	M10	
-SLN12-70	HSK32A	86	70	50	20	20	16	50	32	36	12	M10	
-SLN14-75	HSK32A	91	75	55	20	22	18	55	32	38	14	M10	
-SLN16-75	HSK32A	91	75	55	20	22	18	55	32	42	16	M10	
-SLN20-90	HSK32A	106	90	70	20	25	20	68	32	52	20	M12	

特点:

◎内孔精度: H5

Features:

◎ Internal hole tolerance:H5

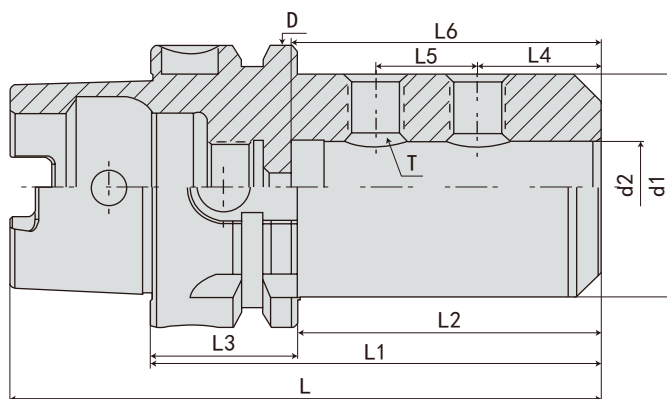
规格说明:

HSK32A - SLN - 6 - 60

- L1 长度 Length (L1)
- 刀杆直径 Diameter
- 功能代号 Holder type
- 锥柄形式 Taper size

**·HSK-40A-SLN 侧固式刀柄**

## HSK-40A-SLN SIDE LOCK END MILL HOLDER


 B  
 HSK SHANK SYSTEMS  
 HSK 刀柄系列

 ◎径跳: 5 $\mu$ m RUN-OUT: 5 $\mu$ m

◎动平衡 (BALANCING): G2.5 30000RPM



扫描二维码观看产品视频

规格 Model	柄部 Handle	L	L1	L2	L3	L4	L5	L6	D	d1	d2	T	重量 KGS
<b>HSK40A- SLN6- 60</b>	HSK40A	80	60	40	20	12	10	41	40	25	6	M6	
<b>- SLN8- 60</b>	HSK40A	80	60	40	20	14	12	41	40	28	8	M8	
<b>-SLN10- 60</b>	HSK40A	80	60	40	20	15	14	41	40	34	10	M10	
<b>-SLN12- 70</b>	HSK40A	90	70	50	20	20	16	50	40	36	12	M10	
<b>-SLN14- 75</b>	HSK40A	95	75	55	20	22	18	55	40	38	14	M10	
<b>-SLN16- 75</b>	HSK40A	95	75	55	20	22	18	55	40	40	16	M10	
<b>-SLN18- 85</b>	HSK40A	105	85	65	20	24	20	65	40	42	18	M12	
<b>-SLN20- 85</b>	HSK40A	105	85	65	20	25	20	68	40	52	20	M12	
<b>-SLN25- 95</b>	HSK40A	115	95	75	20	24	25	68	40	52	25	M12	
<b>-SLN32-105</b>	HSK40A	125	105	85	20	24	28	75	40	63	32	M16	

**特点:**

◎内孔精度: H5

**Features:**

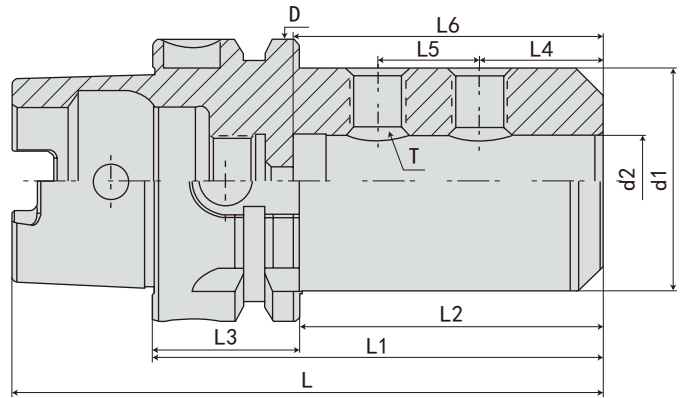
◎ Internal hole tolerance:H5

**规格说明:**
**HSK40A - SLN - 6 - 60**

- L1 长度 Length (L1)
- 刀杆直径 Diameter
- 功能代号 Holder type
- 锥柄形式 Taper size

·HSK-50A-SLN 侧固式刀柄

HSK-50A-SLN SIDE LOCK END MILL HOLDER



扫描二维码观看产品视频

- ◎径跳: 5μm RUN-OUT: 5μm
- ◎动平衡 (BALANCING): G2.5 30000RPM

规格 Model	柄部 Handle	L	L1	L2	L3	L4	L5	L6	D	d1	d2	T	重量 KGS
HSK50A- SLN6- 65	HSK50A	90	65	39	26	12	10	41	50	25	6	M6	
- SLN8- 65	HSK50A	90	65	39	26	14	12	41	50	28	8	M8	
-SLN10- 65	HSK50A	90	65	39	26	15	14	41	50	35	10	M10	
-SLN12- 80	HSK50A	105	80	54	26	20	16	55	50	40	12	M10	
-SLN14- 80	HSK50A	105	80	54	26	22	18	55	50	40	14	M10	
-SLN16- 80	HSK50A	105	80	54	26	22	18	55	50	40	16	M10	
-SLN18- 90	HSK50A	115	90	64	26	24	20	65	50	42	18	M12	
-SLN20- 90	HSK50A	115	90	64	26	25	20	65	50	52	20	M12	
-SLN25-110	HSK50A	135	110	84	26	24	25	68	50	52	25	M12	
-SLN32-110	HSK50A	135	110	84	26	24	28	75	50	63	32	M16	

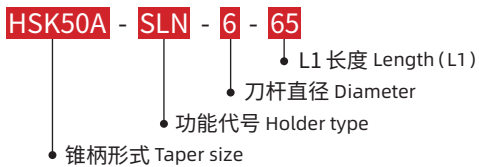
特点:

- ◎内孔精度: H5

Features:

- ◎ Internal hole tolerance:H5

规格说明:

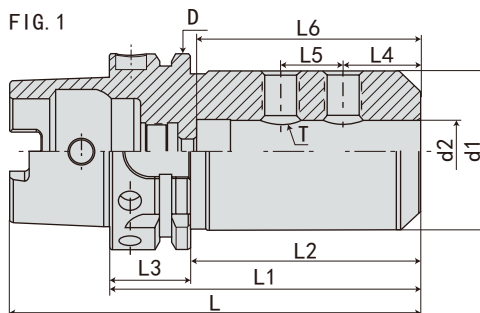


·HSK-63A-SLN 侧固式刀柄

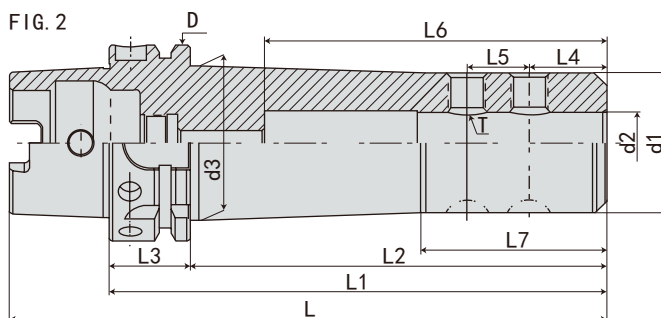
HSK-63A-SLN SIDE LOCK END MILL HOLDER



◎径跳: 5μm RUN-OUT: 5μm  
◎动平衡 (BALANCING): G2.5 30000RPM



扫描二维码观看产品视频



B  
HSK SHANK SYSTEMS  
HSK 刀柄系列

规格 Model	柄部 Handle	L	L1	L2	L3	L4	L5	L6	L7	D	d1	d2	d3	T	Fig	重量 KGS
HSK63A- SLN6-100	HSK63A	122	100	74	26	12	10	50	-	63	25	6	-	M6	1	
-120	HSK63A	152	120	94	26	12	10	50	-	63	25	6	-	M6	1	
-160	HSK63A	192	160	134	26	12	10	50	45	63	20	6	25	M6	2	
- SLN8-100	HSK63A	122	100	74	26	14	12	50	-	63	28	8	-	M8	1	
-120	HSK63A	152	120	94	26	14	12	50	-	63	28	8	-	M8	1	
-160	HSK63A	192	160	134	26	14	12	50	45	63	23	8	28	M8	2	
-SLN10-100	HSK63A	122	100	74	26	15	14	55	-	63	35	10	-	M10	1	
-120	HSK63A	152	120	94	26	15	14	55	-	63	35	10	-	M10	1	
-160	HSK63A	192	160	134	26	15	14	55	50	63	30	10	35	M10	2	1.6
-SLN12-100	HSK63A	122	100	74	26	20	16	57	-	63	40	12	-	M10	1	
-120	HSK63A	152	120	94	26	20	16	60	-	63	40	12	-	M10	1	
-160	HSK63A	192	160	134	26	20	16	60	50	63	35	12	40	M10	2	
-SLN14-100	HSK63A	122	100	74	26	22	18	57	-	63	46	14	-	M10	1	1.6
-120	HSK63A	152	120	94	26	22	18	60	-	63	46	14	-	M10	1	1.9
-160	HSK63A	192	160	134	26	22	18	60	55	63	40	14	45	M10	2	2.1
-SLN16-100	HSK63A	122	100	74	26	22	18	57	-	63	48	16	-	M10	1	
-120	HSK63A	152	120	94	26	22	18	87	-	63	48	16	-	M10	1	1.9
-160	HSK63A	192	160	134	26	22	18	100	55	63	40	16	45	M10	2	2.1
-200	HSK63A	232	200	174	26	22	18	100	55	63	40	16	45	M10	2	2.5

特点:

◎内孔精度: H5

规格说明:

HSK63A - SLN - 6 - 90

- L1 长度 Length (L1)
- 刀杆直径 Diameter
- 功能代号 Holder type
- 锥柄形式 Taper size

Features:

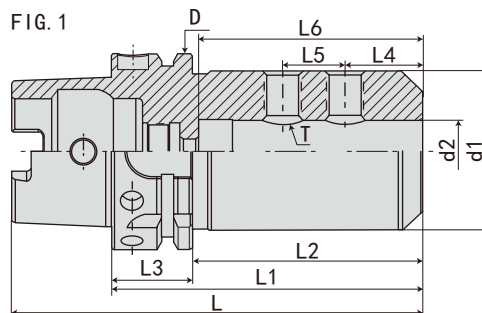
◎ Internal hole tolerance:H5

·HSK-63A-SLN 侧固式刀柄

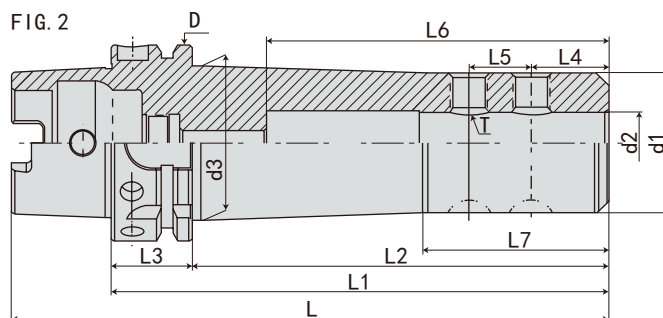
HSK-63A-SLN SIDE LOCK END MILL HOLDER



◎径跳: 5μm RUN-OUT: 5μm  
◎动平衡 (BALANCING): G2.5 30000RPM



扫描二维码观看产品视频



规格 Model	柄部 Handle	L	L1	L2	L3	L4	L5	L6	L7	D	d1	d2	d3	T	Fig	重量 KGS
HSK63A-SLN18-100	HSK63A	132	100	74	26	24	20	68	-	63	50	18	-	M12	1	1.7
-120	HSK63A	152	120	94	26	24	20	88	-	63	50	18	-	M12	1	2
-160	HSK63A	192	160	134	26	24	20	100	60	63	45	18	50	M12	2	2
-SLN20-100	HSK63A	132	100	74	26	25	20	68	-	63	52	20	-	M12	1	1.6
-120	HSK63A	152	120	94	26	25	20	88	-	63	52	20	-	M12	1	2
-160	HSK63A	192	160	134	26	25	20	110	60	63	45	20	50	M12	2	2.3
-200	HSK63A	232	200	174	26	25	20	110	60	63	45	20	50	M12	2	2.8
-SLN25-110	HSK63A	142	110	84	26	24	25	68	-	63	65	25	-	M12	1	
-160	HSK63A	192	160	134	26	24	25	120	65	63	50	25	55	M12	2	3.5
-200	HSK63A	232	200	174	26	24	25	120	65	63	50	25	55	M12	2	3.1
-SLN32-110	HSK63A	142	110	84	26	24	28	73	-	63	72	32	-	M16	1	
-160	HSK63A	192	160	134	26	24	28	120	70	63	60	32	65	M16	2	4
-200	HSK63A	232	200	174	26	24	28	120	70	63	60	32	65	M16	2	3.9
-SLN40-125	HSK63A	157	125	99	26	30	32	87	-	63	80	40	-	M20	1	
-160	HSK63A	192	160	134	26	30	32	120	80	63	70	40	75	M16	2	4.4
-200	HSK63A	232	200	174	26	30	32	120	80	63	70	40	75	M16	2	4.8

特点:

◎内孔精度: H5

规格说明:



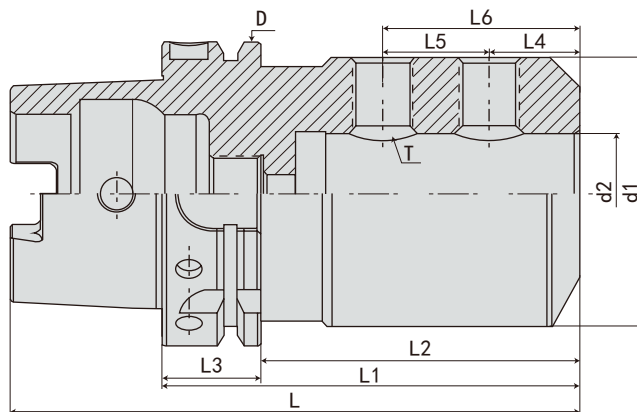
Features:

◎ Internal hole tolerance:H5



·HSK-80A-SLN 侧固式刀柄

HSK-80A-SLN SIDE LOCK END MILL HOLDER



◎径跳: 5μm RUN-OUT: 5μm

◎动平衡 (BALANCING): G2.5 30000RPM



扫描二维码观看产品视频

规格 Model	柄部 Handle	L	L1	L2	L3	L4	L5	L6	D	d1	d2	T	重量 KGS
HSK80A- SLN6- 80	HSK80A	120	80	54	26	12	10	48	80	25	6	M6	
- SLN8- 80	HSK80A	120	80	54	26	14	12	48	80	28	8	M8	
-SLN10- 80	HSK80A	120	80	54	26	15	14	48	80	35	10	M10	
-SLN12- 80	HSK80A	120	80	54	26	20	16	48	80	40	12	M10	
-SLN14- 80	HSK80A	120	80	54	26	22	18	48	80	46	14	M10	
-SLN16-100	HSK80A	140	100	74	26	22	18	68	80	48	16	M10	
-SLN18-100	HSK80A	140	100	74	26	24	20	68	80	50	18	M12	
-SLN20-100	HSK80A	140	100	74	26	25	20	68	80	52	20	M12	
-SLN25-100	HSK80A	140	100	74	26	24	25	68	80	65	25	M12	
-SLN32-110	HSK80A	150	110	74	26	24	28	75	80	72	32	M16	
-SLN40-120	HSK80A	160	120	74	26	30	32	85	80	80	40	M20	

特点:

◎内孔精度: H5

Features:

◎ Internal hole tolerance:H5

规格说明:

HSK80A - SLN - 6 - 80

- L1 长度 Length (L1)
- 刀杆直径 Diameter
- 功能代号 Holder type
- 锥柄形式 Taper size

·HSK-100A-SLN 侧固式刀柄

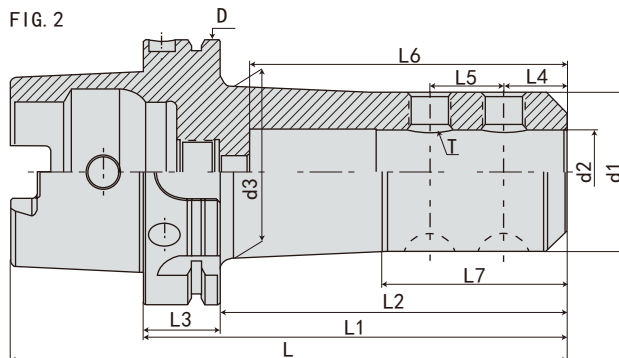
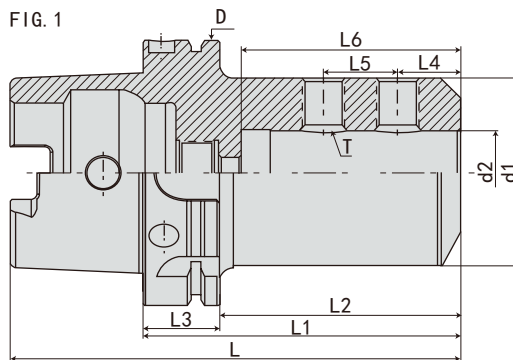
HSK-100A-SLN SIDE LOCK END MILL HOLDER



◎径跳: 5μm RUN-OUT: 5μm  
◎动平衡 (BALANCING): G2.5 30000RPM



扫描二维码观看产品视频



规格 Model	柄部 Handle	L	L1	L2	L3	L4	L5	L6	L7	D	d1	d2	d3	T	Fig	重量 KGS
HSK100A- SLN6- 80	HSK100A	130	80	51	29	12	10	50	-	100	25	6	-	M6	1	
-160	HSK100A	210	160	131	29	12	10	50	45	100	20	6	25	M6	2	
- SLN8- 80	HSK100A	130	80	51	29	14	12	50	-	100	28	8	-	M8	1	
-160	HSK100A	210	160	131	29	14	12	50	45	100	23	8	28	M8	2	
-SLN10- 80	HSK100A	130	80	51	29	15	14	55	-	100	35	10	-	M10	1	
-160	HSK100A	210	160	131	29	15	14	55	50	100	30	10	35	M10	2	
-SLN12- 80	HSK100A	130	80	51	29	20	16	60	-	100	40	12	-	M10	1	
-160	HSK100A	210	160	131	29	20	16	60	50	100	35	12	40	M10	2	
-SLN14- 80	HSK100A	130	80	51	29	22	18	60	-	100	46	14	-	M10	1	
-160	HSK100A	210	160	131	29	22	18	60	55	100	40	14	45	M10	2	
-SLN16-100	HSK100A	150	100	71	29	22	18	62	-	100	48	16	-	M10	1	3.2
-160	HSK100A	210	160	131	29	22	18	100	55	100	40	16	45	M10	2	4.3
-200	HSK100A	250	200	171	29	22	18	100	55	100	40	16	45	M10	2	4.8
-SLN18-100	HSK100A	150	100	71	29	24	20	62	-	100	50	18	-	M10	1	
-160	HSK100A	210	160	131	29	24	20	100	60	100	45	18	50	M10	2	
-SLN20-100	HSK100A	150	100	71	29	25	20	63	-	100	52	20	-	M12	1	3.5
-160	HSK100A	210	160	131	29	25	20	110	60	100	45	20	50	M12	2	4.3
-200	HSK100A	250	200	171	29	25	20	110	60	100	45	20	50	M12	2	4.9
-250	HSK100A	300	250	221	29	25	20	110	60	100	45	20	50	M12	2	

特点:

◎内孔精度: H5

规格说明:

HSK100A - SLN - 6 - 80

- L1 长度 Length (L1)
- 刀杆直径 Diameter
- 功能代号 Holder type
- 锥柄形式 Taper size

Features:

◎ Internal hole tolerance:H5

·HSK-100A-SLN 侧固式刀柄

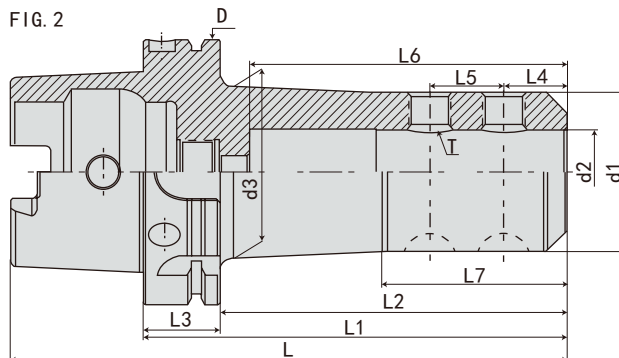
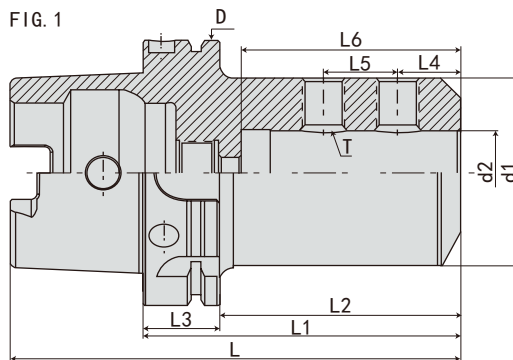
HSK-100A-SLN SIDE LOCK END MILL HOLDER



◎径跳: 5μm RUN-OUT: 5μm  
◎动平衡 (BALANCING): G2.5 30000RPM



扫描二维码观看产品视频

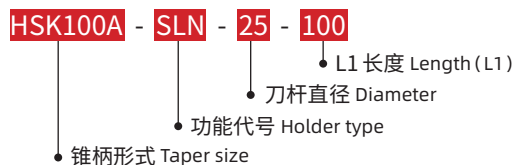


规格 Model	柄部 Handle	L	L1	L2	L3	L4	L5	L6	L7	D	d1	d2	d3	T	Fig	重量 KGS
HSK100A-SLN25-100	HSK100A	150	100	71	29	24	25	63	-	100	65	25	-	M12	1	3.2
-160	HSK100A	210	160	131	29	24	25	110	65	100	50	25	55	M12	2	4.2
-200	HSK100A	250	200	171	29	24	25	110	65	100	50	25	55	M12	2	4.7
-250	HSK100A	300	250	221	29	24	25	110	65	100	50	25	55	M12	2	5.5
-SLN32-120	HSK100A	170	120	91	29	24	28	73	-	100	72	32	-	M16	1	3.5
-160	HSK100A	210	160	131	29	24	28	120	70	100	60	32	65	M16	2	4.5
-200	HSK100A	250	200	171	29	24	28	120	70	100	60	32	65	M16	2	4.5
-250	HSK100A	300	250	221	29	24	28	120	70	100	60	32	65	M16	2	6.7
-300	HSK100A	350	300	271	29	24	28	120	70	100	60	32	65	M16	2	7.8
-SLN40-120	HSK100A	170	120	91	29	30	32	87	-	100	80	40	-	M20	1	4.9
-160	HSK100A	210	160	131	29	30	32	120	80	100	70	40	75	M16	2	5.2
-200	HSK100A	250	200	171	29	30	32	120	80	100	70	40	75	M16	2	6.5
-250	HSK100A	300	250	221	29	30	32	120	80	100	70	40	75	M16	2	7.9
-300	HSK100A	350	300	271	29	30	32	120	80	100	70	40	75	M16	2	
-SLN42-120	HSK100A	170	120	91	29	30	32	87	-	100	80	42	-	M20	1	4.8
-160	HSK100A	210	160	131	29	30	32	120	80	100	75	42	80	M16	2	5.7
-200	HSK100A	250	200	171	29	30	32	120	80	100	75	42	80	M16	2	7.1
-SLN50-120	HSK100A	170	120	91	29	35	35	87	-	100	88	50	-	M20	1	5.1
-160	HSK100A	210	160	131	29	35	35	120	-	100	83	50	88	M20	1	
-SLN50.8-120	HSK100A	170	120	91	29	35	35	87	-	100	88	50.8	-	M20	1	5.1
-160	HSK100A	210	160	131	29	35	35	120	-	100	83	50.8	88	M20	1	

特点:

◎内孔精度: H5

规格说明:

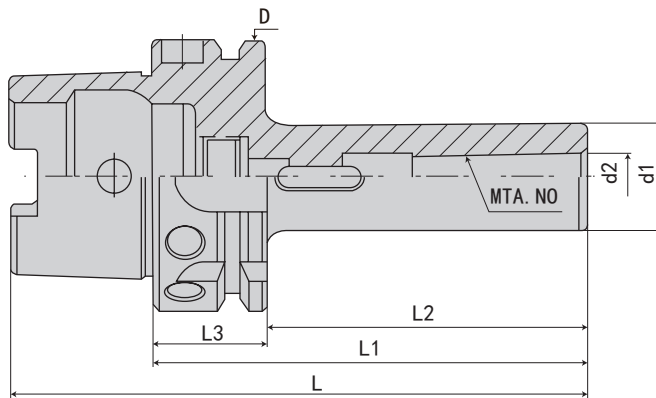


Features:

◎ Internal hole tolerance:H5

·HSK50A-MTA 带扁尾莫氏刀柄

HSK50A-MTA TAPER ADAPTER(MORSE)



规格 Model	柄部 Handle	L	L1	L2	L3	D	d1	d2	MTA.No	夹持钻头范围	重量 KGS
HSK50A-MTA1-100	HSK50A	125	100	74	26	50	25	12.065	MTA1	Φ2-Φ14	0.7
-MTA2-120	HSK50A	145	120	94	26	50	32	17.78	MTA2	Φ14-Φ23	0.9
-MTA3-140	HSK50A	165	140	114	26	50	40	23.825	MTA3	Φ23-Φ32	1.2

特点:

◎ MTA= 扁尾型式 =DIN 228-B

规格说明:

HSK50A - MTA - 1 - 100

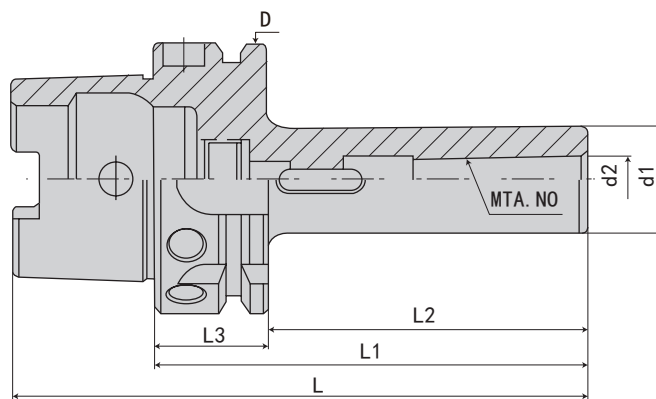
- L1 长度 Length (L1)
- 莫氏锥度号 Morse taper No.
- 有扁尾莫氏锥孔 Morse taper holder type A
- 锥柄形式 Holder type

Features:

◎ MTA=TANG TYPE=DIN 228-B

·HSK63A-MTA 带扁尾莫氏刀柄

HSK63A-MTA TAPER ADAPTER(MORSE)



规格 Model	柄部 Handle	L	L1	L2	L3	D	d1	d2	MTA.No	夹持钻头范围	重量 KGS
HSK63A-MTA1-100	HSK63A	132	100	74	26	63	25	12.065	MTA1	Φ2-Φ14	
-MTA2-120	HSK63A	152	120	94	26	63	32	17.78	MTA2	Φ14-Φ23	
-MTA3-140	HSK63A	172	140	114	26	63	40	23.825	MTA3	Φ23-Φ32	
-MTA4-160	HSK63A	192	160	134	26	63	48	31.267	MTA4	Φ32-Φ50	

特点:

◎ MTA= 扁尾型式 =DIN 228-B

规格说明:

HSK63A - MTA - 1 - 100

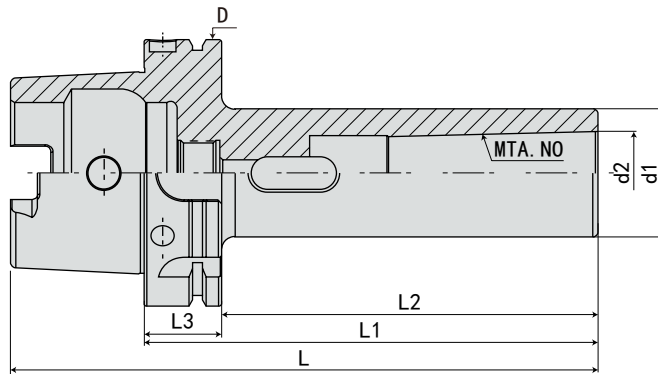
- L1 长度 Length (L1)
- 莫氏锥度号 Morse taper No.
- 有扁尾莫氏锥孔 Morse taper holder type A
- 锥柄形式 Holder type

Features:

◎ MTA=TANG TYPE=DIN 228-B

**·HSK80A-MTA 带扁尾莫氏刀柄**

HSK80A-MTA TAPER ADAPTER(MORSE)



规格 Model	柄部 Handle	L	L1	L2	L3	D	d1	d2	MTA.No	夹持钻头范围	重量 KGS
<b>HSK80A-MTA1-100</b>	HSK80A	140	100	74	26	80	25	12.065	MTA1	Φ2-Φ14	
<b>-MTA2-120</b>	HSK80A	160	120	94	26	80	32	17.78	MTA2	Φ14-Φ23	
<b>-MTA3-140</b>	HSK80A	180	140	114	26	80	40	23.825	MTA3	Φ23-Φ32	
<b>-MTA4-160</b>	HSK80A	200	160	134	26	80	48	31.267	MTA4	Φ32-Φ50	

**特点:**

◎ MTA= 扁尾型式 =DIN 228-B

**Features:**

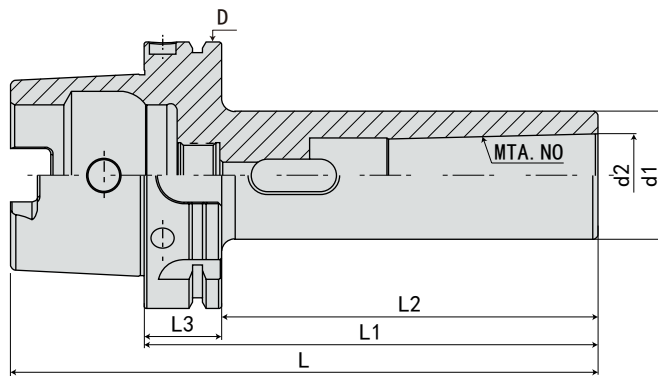
◎ MTA=TANG TYPE=DIN 228-B

**规格说明:**
**HSK80A - MTA - 1 - 100**

- L1 长度 Length (L1)
- 莫氏锥度号 Morse taper No.
- 有扁尾莫氏锥孔 Morse taper holder type A
- 锥柄形式 Holder type

**·HSK100A-MTA 带扁尾莫氏刀柄**

HSK100A-MTA TAPER ADAPTER(MORSE)



规格 Model	柄部 Handle	L	L1	L2	L3	D	d1	d2	MTA.No	夹持钻头范围	重量 KGS
<b>HSK100A-MTA1-110</b>	HSK100A	160	110	81	29	100	25	12.065	MTA1	Φ2-Φ14	
<b>-MTA2-120</b>	HSK100A	170	120	91	29	100	32	17.78	MTA2	Φ14-Φ23	2.8
<b>-MTA3-150</b>	HSK100A	200	150	121	29	100	40	23.825	MTA3	Φ23-Φ32	3.3
<b>-MTA4-170</b>	HSK100A	220	170	141	29	100	48	31.267	MTA4	Φ32-Φ50	3.8
<b>-MTA5-200</b>	HSK100A	250	200	171	29	100	63	44.399	MTA5	Φ50-Φ75	5.2

**特点:**

◎ MTA= 扁尾型式 =DIN 228-B

**Features:**

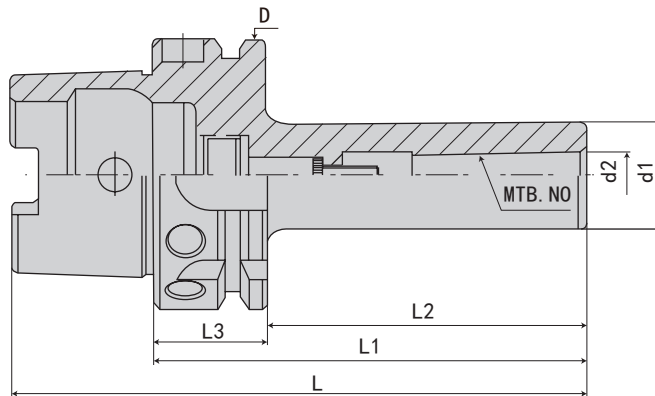
◎ MTA=TANG TYPE=DIN 228-B

**规格说明:**
**HSK100A - MTA - 1 - 110**

- L1 长度 Length (L1)
- 莫氏锥度号 Morse taper No.
- 有扁尾莫氏锥孔 Morse taper holder type A
- 锥柄形式 Holder type

·HSK50A-MTB 无扁尾莫氏刀柄

HSK50A-MTB MORSE TAP HOLDER



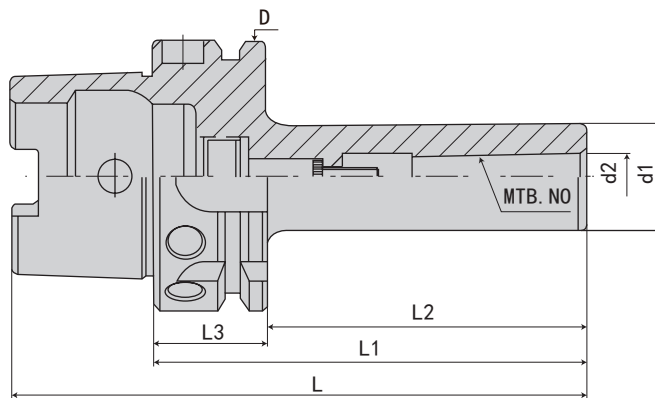
规格 Model	柄部 Handle	L	L1	L2	L3	D	d1	d2	MTB.No	夹持钻头范围	重量 KGS
HSK50A-MTB1-100	HSK50A	125	100	74	26	50	25	12.065	MTB1	Φ10-Φ14	
-MTB2-120	HSK50A	145	120	94	26	50	32	17.78	MTB2	Φ16-Φ22	
-MTB3-140	HSK50A	165	140	114	26	50	40	23.825	MTB3	Φ24-Φ32	

规格说明:



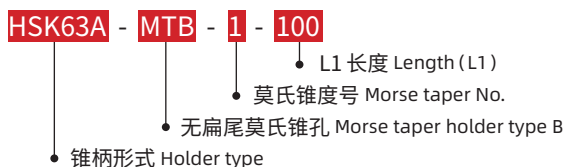
·HSK63A-MTB 无扁尾莫氏刀柄

HSK63A-MTB MORSE TAP HOLDER



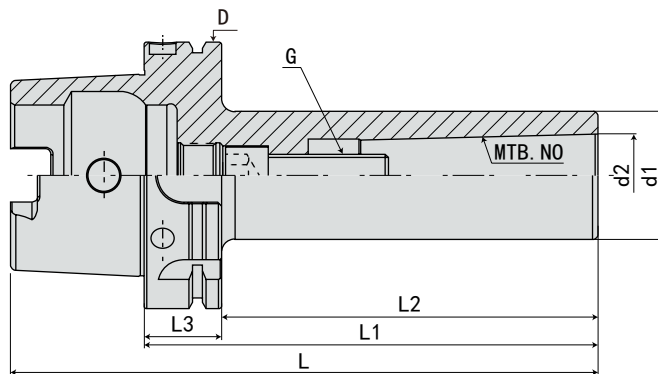
规格 Model	柄部 Handle	L	L1	L2	L3	D	d1	d2	MTA.No	夹持钻头范围	重量 KGS
HSK63A-MTB1-100	HSK63A	132	100	74	26	63	φ25	12.065	MTB1	φ10-φ14	
-MTB2-120	HSK63A	152	120	94	26	63	φ32	17.78	MTB2	φ16-φ22	
-MTB3-140	HSK63A	172	140	114	26	63	φ40	23.825	MTB3	φ24-φ32	
-MTB4-160	HSK63A	192	160	134	26	63	φ48	31.267	MTB4	φ32-φ50	

规格说明:



**·HSK80A-MTB 无扁尾莫氏刀柄**

## HSK80A-MTB MORSE TAP HOLDER



规格 Model	柄部 Handle	L	L1	L2	L3	D	d1	d2	MTB.No	夹持钻头范围	重量 KGS
<b>HSK80A-MTB1-110</b>	HSK80A	150	110	84	26	80	25	12.065	MTB1	Φ10-Φ14	
<b>-MTB2-120</b>	HSK80A	160	120	94	26	80	32	17.78	MTB2	Φ16-Φ22	
<b>-MTB3-150</b>	HSK80A	190	150	124	26	80	40	23.825	MTB3	Φ24-Φ32	
<b>-MTB4-170</b>	HSK80A	210	170	144	26	80	48	31.267	MTB4	Φ32-Φ50	

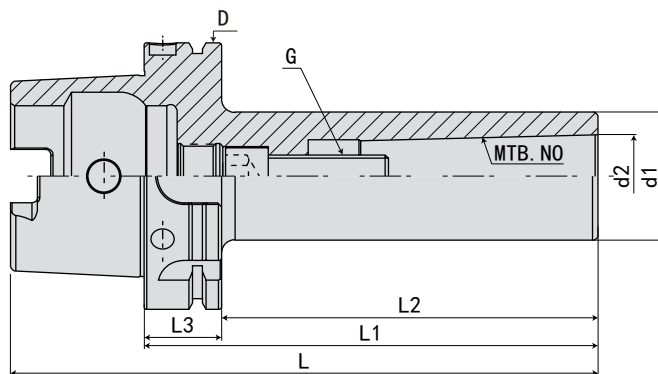
规格说明:

**HSK80A - MTB - 1 - 110**

- L1 长度 Length (L)
- 莫氏锥度号 Morse taper No.
- 无扁尾莫氏锥孔 Morse taper holder type B
- 锥柄形式 Shank size

**·HSK100A-MTB 无扁尾莫氏刀柄**

## HSK100A-MTB MORSE TAP HOLDER



规格 Model	柄部 Handle	L	L1	L2	L3	D	d1	d2	MTA.No	夹持钻头范围	重量 KGS
<b>HSK100A-MTB1-110</b>	HSK100A	160	110	81	29	100	φ25	12.065	MTB1	φ10-φ14	
<b>-MTB2-120</b>	HSK100A	170	120	91	29	100	φ32	17.78	MTB2	φ16-φ22	2.8
<b>-MTB3-150</b>	HSK100A	200	150	121	29	100	φ40	23.825	MTB3	φ24-φ32	3.4
<b>-MTB4-170</b>	HSK100A	220	170	141	29	100	φ48	31.267	MTB4	φ32-φ50	3.9
<b>-MTB5-200</b>	HSK100A	250	200	171	29	100	φ63	44.399	MTB5	φ40-φ75	5.2

规格说明:

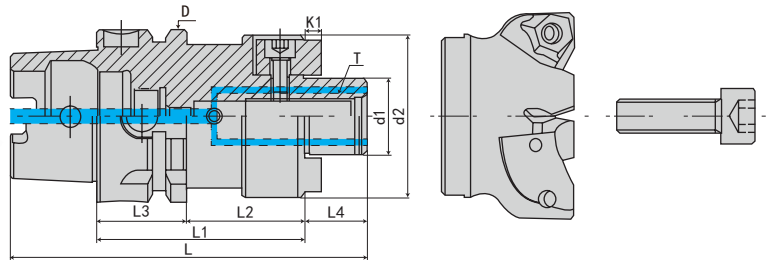
**HSK100A - MTB - 1 - 110**

- L1 长度 Length (L1)
- 莫氏锥度号 Morse taper No.
- 无扁尾莫氏锥孔 Morse taper holder type B
- 锥柄形式 Holder type



·HSK32A-FMB 平面铣刀柄

HSK32A-FMB FACE MILL ARBOR



扫描二维码观看产品视频

规格 Model	柄部 Handle	L	L1	L2	L3	L4	D	d1	d2	K1	K2	T	重量 KGS
HSK32A-FMB16-45	HSK32A	78	45	25	20	17	32	16	37	3.2	8	M8*1.25P	
-FMB22-50	HSK32A	84	50	30	20	18	32	22	47	4.8	10	M10*1.5P	

特点:

◎平面铣刀配合部位 (d1) 轴系公差 h6

规格说明:

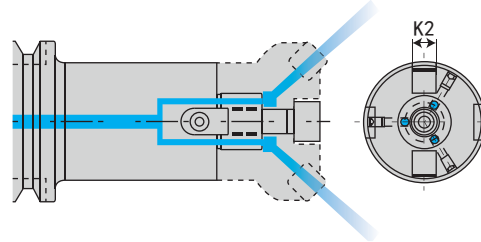
HSK32A - FMB - 16 - 45

- L1 长度 Length (L1)
- 接口直径 Bore diameter of cutter
- 功能代号 Face mill holder type B
- 锥柄形式 Taper size

Features:

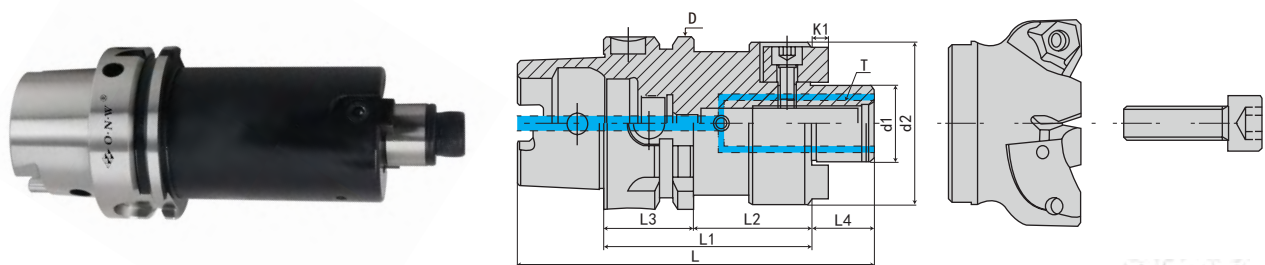
◎ d1 tolerance:h6

通过内冷, 冷却液·空气直达刀尖



·HSK40A-FMB 平面铣刀柄

HSK40A-FMB FACE MILL ARBOR



扫描二维码观看产品视频

规格 Model	柄部 Handle	L	L1	L2	L3	L4	D	d1	d2	K1	K2	T	重量 KGS
<b>HSK40A-FMB16-50</b>	HSK40A	87	50	30	20	17	40	16	37	3.2	8	M8*1.25P	
<b>-FMB22-50</b>	HSK40A	88	50	30	20	18	40	22	47	4.8	10	M10*1.5P	
<b>-FMB27-55</b>	HSK40A	95	55	35	20	20	40	27	60	5.8	12	M12*1.75P	
<b>-FMB32-60</b>	HSK40A	102	60	40	20	22	40	32	63	6.3	14	M16*2.0P	

特点:

◎平面铣刀配合部位 (d1) 轴系公差 h6

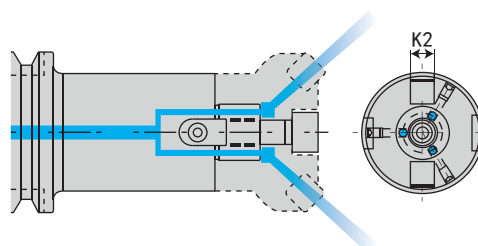
规格说明:

- HSK40A - FMB - 16 - 50**
- L1 长度 Length (L1)
  - 接口直径 Bore diameter of cutter
  - 功能代号 Face mill holder type B
  - 锥柄形式 Taper size

Features:

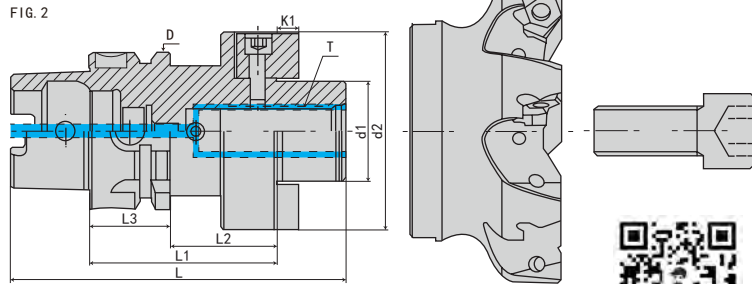
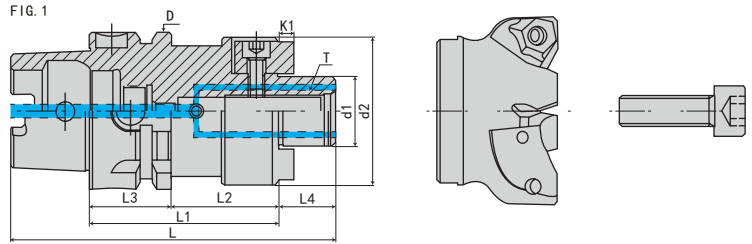
◎ d1 tolerance:h6

通过内冷, 冷却液·空气直达刀尖



·HSK50A-FMB 平面铣刀柄

HSK50A-FMB FACE MILL ARBOR



扫描二维码观看产品视频

规格 Model	柄部 Handle	L	L1	L2	L3	L4	D	d1	d2	K1	K2	T	FIG	重量 KGS
HSK50A-FMB16-50	HSK50A	92	50	24	26	17	50	16	37	3.2	8	M8*1.25P	1	
-FMB22-60	HSK50A	103	60	34	26	18	50	22	47	4.8	10	M10*1.5P	1	
-FMB27-60	HSK50A	105	60	34	26	20	50	27	60	5.8	12	M12*1.75P	2	
-FMB32-60	HSK50A	107	60	34	26	22	50	32	63	6.3	14	M16*2.0P	2	

特点:

◎平面铣刀配合部位 (d1) 轴系公差 h6

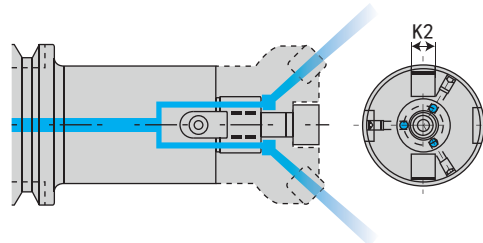
规格说明:

- HSK50A** - **FMB** - **16** - **50**
- 锥柄形式 Taper size
  - 功能代号 Face mill holder type B
  - 接口直径 Bore diameter of cutter
  - L1 长度 Length (L1)

Features:

◎ d1 tolerance:h6

通过内冷, 冷却液·空气直达刀尖

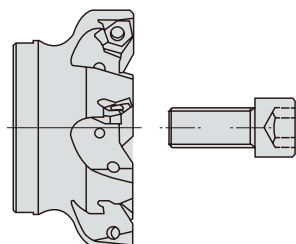
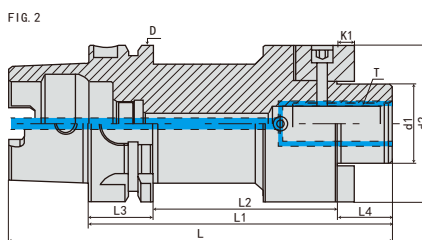
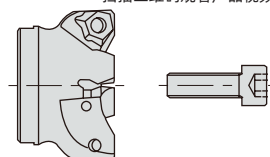
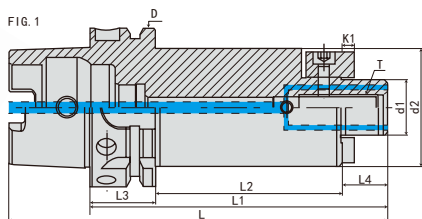


·HSK63A-FMB 平面铣刀柄

HSK63A-FMB FACE MILL ARBOR



扫描二维码观看产品视频



规格 Model	柄部 Handle	L	L1	L2	L3	L4	D	d1	d2	K1	K2	T	FIG	重量 KGS
HSK63A-FMB16- 50-D37	HSK63A	99	50	24	26	17	63	16	37	3.2	8	M8*1.25P	1	
-100-D37	HSK63A	149	100	74	26	17	63	16	37	3.2	8	M8*1.25P	1	1.4
-150-D37	HSK63A	199	150	134	26	17	63	16	37	3.2	8	M8*1.25P	1	
-FMB22- 50-D47	HSK63A	100	50	24	26	18	63	22	47	4.8	10	M10*1.5P	1	1.2
-100-D47	HSK63A	150	100	74	26	18	63	22	47	4.8	10	M10*1.5P	1	1.8
-150-D47	HSK63A	200	150	124	26	18	63	22	47	4.8	10	M10*1.5P	1	2.5
-200-D47	HSK63A	250	200	174	26	18	63	22	47	4.8	10	M10*1.5P	1	3
-250-D47	HSK63A	300	250	224	26	18	63	22	47	4.8	10	M10*1.5P	1	4.1
-300-D47	HSK63A	350	300	274	26	18	63	22	47	4.8	10	M10*1.5P	1	4.4
-FMB27- 60-D60	HSK63A	112	60	34	26	20	63	27	60	5.8	12	M12*1.75P	1	1.5
-100-D60	HSK63A	152	100	74	26	20	63	27	60	5.8	12	M12*1.75P	1	2
-150-D60	HSK63A	202	150	124	26	20	63	27	60	5.8	12	M12*1.75P	1	2.9
-200-D60	HSK63A	252	200	174	26	20	63	27	60	5.8	12	M12*1.75P	1	3
-250-D60	HSK63A	302	250	224	26	20	63	27	60	5.8	12	M12*1.75P	1	4.5
-300-D60	HSK63A	352	300	274	26	20	63	27	60	5.8	12	M12*1.75P	1	5.3
-FMB32- 60-D63	HSK63A	114	60	34	26	22	63	32	63	6.3	14	M16*2.0P	2	1.7
-100-D63	HSK63A	154	100	74	26	22	63	32	63	6.3	14	M16*2.0P	2	2.3
-150-D63	HSK63A	204	150	124	26	22	63	32	63	6.3	14	M16*2.0P	2	3.1
-200-D63	HSK63A	254	200	174	26	22	63	32	63	6.3	14	M16*2.0P	2	3.9
-250-D63	HSK63A	304	250	224	26	22	63	32	63	6.3	14	M16*2.0P	2	4.4
-FMB40- 60-D78	HSK63A	117	60	34	26	25	63	40	78	8.3	16	M16*2.0P	2	2.3
-100-D78	HSK63A	157	100	74	26	25	63	40	78	8.3	16	M16*2.0P	2	3.2
-150-D78	HSK63A	207	150	124	26	25	63	40	78	8.3	16	M16*2.0P	2	3.6
-200-D78	HSK63A	257	200	174	26	25	63	40	78	8.3	16	M16*2.0P	2	4.7
-250-D78	HSK63A	307	250	224	26	25	63	40	78	8.3	16	M16*2.0P	2	

特点:

◎平面铣刀配合部位 (d1) 轴系公差 h6

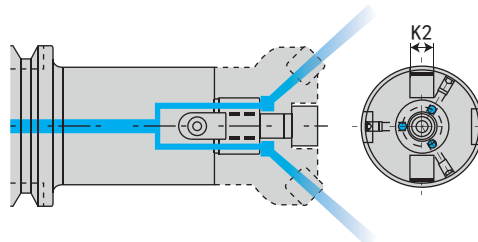
规格说明:



Features:

◎ d1 tolerance:h6

通过内冷, 冷却液·空气直达刀尖

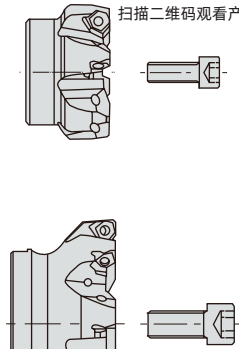
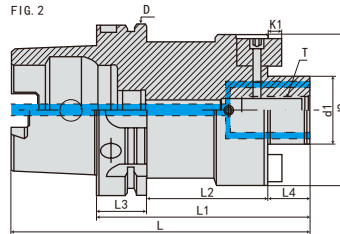
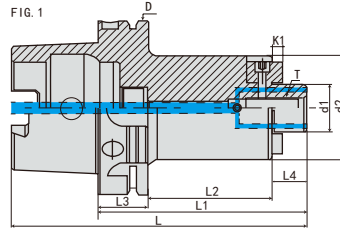


·HSK80A-FMB 平面铣刀柄

HSK80A-FMB FACE MILL ARBOR



扫描二维码观看产品视频



规格 Model	柄部 Handle	L	L1	L2	L3	L4	D	d1	d2	K1	K2	T	FIG	重量 KGS
HSK80A-FMB22- 50	HSK80A	108	50	24	26	18	80	22	47	4.8	10	M10*1.5P	1	
-100	HSK80A	158	100	74	26	18	80	22	47	4.8	10	M10*1.5P	1	2.5
-FMB27- 50	HSK80A	110	50	24	26	20	80	27	60	5.8	12	M12*1.75P	1	
-100	HSK80A	160	100	74	26	20	80	27	60	5.8	12	M12*1.75P	1	3.2
-FMB32- 60	HSK80A	122	60	34	26	22	80	32	80	6.3	14	M16*2.0P	2	
-100	HSK80A	162	100	74	26	22	80	32	80	6.3	14	M16*2.0P	2	
-FMB40- 60	HSK80A	125	60	34	26	25	80	40	89	8.3	16	M16*2.0P	2	
-100	HSK80A	165	100	74	26	25	80	40	89	8.3	16	M16*2.0P	2	

特点:

◎平面铣刀配合部位 (d1) 轴系公差 h6

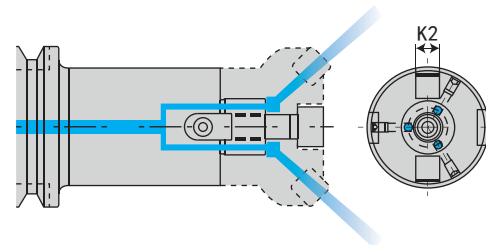
规格说明:

- HSK80A - FMB - 22 - 50
- HSK80A: 锥柄形式 Taper size
  - FMB: 功能代号 Face mill holder type B
  - 22: 接口直径 Bore diameter of cutter
  - 50: L1 长度 Length (L1)

Features:

◎ d1 tolerance:h6

通过内冷, 冷却液·空气直达刀尖

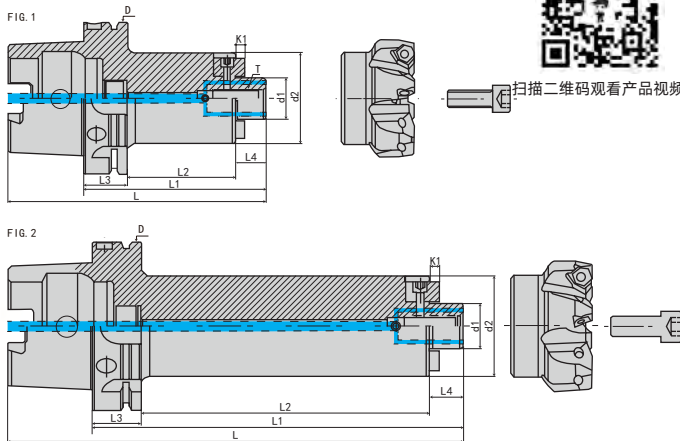


## ·HSK100A-FMB 平面铣刀柄

## HSK100A-FMB FACE MILL ARBOR



扫描二维码观看产品视频

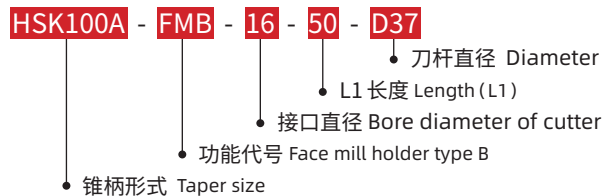


规格 Model	柄部 Handle	L	L1	L2	L3	L4	D	d1	d2	K1	K2	T	FIG	重量 KGS
<b>HSK100A-FMB16- 50-D37</b>	HSK100A	117	50	21	29	17	100	16	37	3.2	8	M8*1.25P	1	2.5
-100-D37	HSK100A	167	100	71	29	17	100	16	37	3.2	8	M8*1.25P	1	2.9
-150-D37	HSK100A	217	150	121	29	17	100	16	37	3.2	8	M8*1.25P	1	3.5
-200-D37	HSK100A	267	200	171	29	17	100	16	37	3.2	8	M8*1.25P	1	3.9
<b>-FMB22- 50-D47</b>	HSK100A	118	50	21	29	18	100	22	47	4.8	10	M10*1.5P	1	2.6
-100-D47	HSK100A	168	100	71	29	18	100	22	47	4.8	10	M10*1.5P	1	3.3
-150-D47	HSK100A	218	150	121	29	18	100	22	47	4.8	10	M10*1.5P	1	4
-200-D47	HSK100A	268	200	171	29	18	100	22	47	4.8	10	M10*1.5P	1	5
-250-D47	HSK100A	318	250	221	29	18	100	22	47	4.8	10	M10*1.5P	1	5.4
-300-D47	HSK100A	368	300	271	29	18	100	22	47	4.8	10	M10*1.5P	1	5.9
-350-D47	HSK100A	418	350	321	29	18	100	22	47	4.8	10	M10*1.5P	1	
-400-D47	HSK100A	468	400	371	29	18	100	22	47	4.8	10	M10*1.5P	1	
-450-D47	HSK100A	518	450	421	29	18	100	22	47	4.8	10	M10*1.5P	1	
-500-D47	HSK100A	568	500	471	29	18	100	22	47	4.8	10	M10*1.5P	1	
<b>-FMB22- 50-D60</b>	HSK100A	118	50	21	29	18	100	22	60	4.8	10	M10*1.5P	1	2.8
-100-D60	HSK100A	168	100	71	29	18	100	22	60	4.8	10	M10*1.5P	1	4
-150-D60	HSK100A	218	150	121	29	18	100	22	60	4.8	10	M10*1.5P	1	5
-200-D60	HSK100A	268	200	171	29	18	100	22	60	4.8	10	M10*1.5P	1	6
-250-D60	HSK100A	318	250	221	29	18	100	22	60	4.8	10	M10*1.5P	1	7
-300-D60	HSK100A	368	300	271	29	18	100	22	60	4.8	10	M10*1.5P	1	8.1
-350-D60	HSK100A	418	350	321	29	18	100	22	60	4.8	10	M10*1.5P	1	9
-400-D60	HSK100A	468	400	371	29	18	100	22	60	4.8	10	M10*1.5P	1	11
-450-D60	HSK100A	518	450	421	29	18	100	22	60	4.8	10	M10*1.5P	1	
-500-D60	HSK100A	568	500	471	29	18	100	22	60	4.8	10	M10*1.5P	1	
<b>HSK100A-FMB27- 50-D60</b>	HSK100A	120	50	21	29	20	100	27	60	5.8	12	M12*1.75P	1	2.8
-100-D60	HSK100A	170	100	71	29	20	100	27	60	5.8	12	M12*1.75P	1	4
-150-D60	HSK100A	220	150	121	29	20	100	27	60	5.8	12	M12*1.75P	1	5
-200-D60	HSK100A	270	200	171	29	20	100	27	60	5.8	12	M12*1.75P	1	6.3
-250-D60	HSK100A	320	250	221	29	20	100	27	60	5.8	12	M12*1.75P	1	7.2
-300-D60	HSK100A	370	300	271	29	20	100	27	60	5.8	12	M12*1.75P	1	8.4
-350-D60	HSK100A	420	350	321	29	20	100	27	60	5.8	12	M12*1.75P	1	9.7

## 特点:

◎平面铣刀配合部位 (d1) 轴系公差 h6

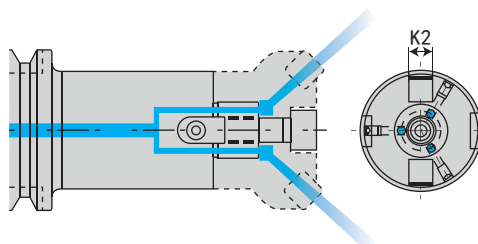
## 规格说明:



## Features:

◎ d1 tolerance:h6

通过内冷, 冷却液·空气直达刀尖



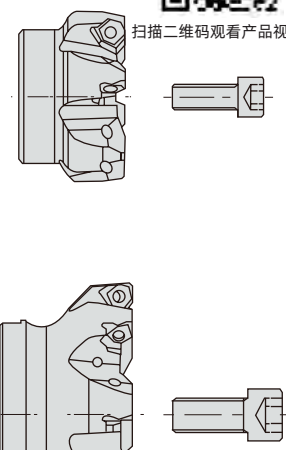
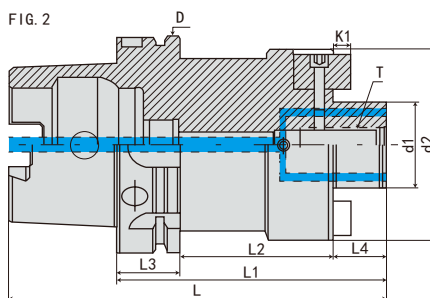
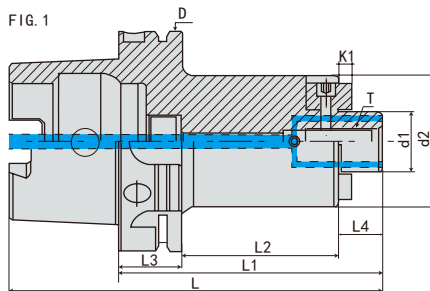


·HSK100A-FMB 平面铣刀柄

HSK100A-FMB FACE MILL ARBOR



扫描二维码观看产品视频

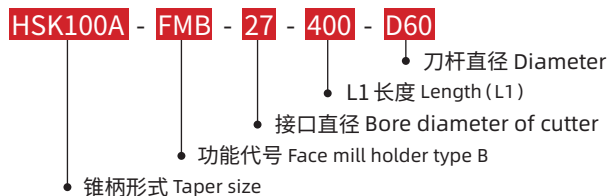


规格 Model	柄部 Handle	L	L1	L2	L3	L4	D	d1	d2	K1	K2	T	FIG	重量 KGS
<b>HSK100A-FMB27-400-D60</b>	HSK100A	470	400	371	29	20	100	27	60	5.8	12	M12*1.75P	1	
-450-D60	HSK100A	520	450	421	29	20	100	27	60	5.8	12	M12*1.75P	1	
-500-D60	HSK100A	570	500	471	29	20	100	27	60	5.8	12	M12*1.75P	1	
<b>HSK100A-FMB27- 50-D76</b>	HSK100A	122	50	21	29	20	100	27	76	5.8	12	M12*1.75P	1	
-100-D76	HSK100A	172	100	71	29	20	100	27	76	5.8	12	M12*1.75P	1	
-150-D76	HSK100A	222	150	121	29	20	100	27	76	5.8	12	M12*1.75P	1	
-200-D76	HSK100A	272	200	171	29	20	100	27	76	5.8	12	M12*1.75P	1	8
<b>-FMB32- 50-D80</b>	HSK100A	122	50	21	29	22	100	32	80	6.8	14	M16*2.0P	1	3.4
-100-D80	HSK100A	172	100	71	29	22	100	32	80	6.8	14	M16*2.0P	1	5.3
-150-D80	HSK100A	222	150	121	29	22	100	32	80	6.8	14	M16*2.0P	1	
-200-D80	HSK100A	272	200	171	29	22	100	32	80	6.8	14	M16*2.0P	1	9.3
-250-D80	HSK100A	322	250	221	29	22	100	32	80	6.8	14	M16*2.0P	1	11.2
-300-D80	HSK100A	372	300	271	29	22	100	32	80	6.8	14	M16*2.0P	1	13.3
<b>- 50-D96</b>	HSK100A	122	50	21	29	22	100	32	96	6.8	14	M16*2.0P	2	
-100-D96	HSK100A	172	100	71	29	22	100	32	96	6.8	14	M16*2.0P	2	
-150-D96	HSK100A	222	150	121	29	22	100	32	96	6.8	14	M16*2.0P	2	
-200-D96	HSK100A	272	200	171	29	22	100	32	96	6.8	14	M16*2.0P	2	
<b>-FMB40- 60-D88</b>	HSK100A	135	60	31	29	25	100	40	88	8.3	16	M16*2.0P	1	4.1
-100-D88	HSK100A	175	100	71	29	25	100	40	88	8.3	16	M16*2.0P	1	5.7
-150-D88	HSK100A	225	150	121	29	25	100	40	88	8.3	16	M16*2.0P	1	7.7
-200-D88	HSK100A	275	200	171	29	25	100	40	88	8.3	16	M16*2.0P	1	9.7
-250-D88	HSK100A	325	250	221	29	25	100	40	88	8.3	16	M16*2.0P	1	11.6
-300-D88	HSK100A	375	300	271	29	25	100	40	88	8.3	16	M16*2.0P	1	13.7
<b>- 60-D100</b>	HSK100A	135	60	31	29	25	100	40	100	8.3	16	M16*2.0P	2	
-100-D100	HSK100A	175	100	71	29	25	100	40	100	8.3	16	M16*2.0P	2	
-150-D100	HSK100A	225	150	121	29	25	100	40	100	8.3	16	M16*2.0P	2	

特点:

◎平面铣刀配合部位 (d1) 轴系公差 h6

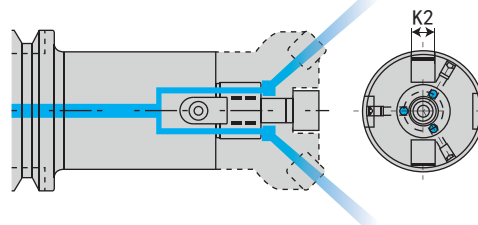
规格说明:



Features:

◎ d1 tolerance:h6

通过内冷, 冷却液·空气直达刀尖





·HSK100A-FMA/FMB 平面铣刀柄

HSK100A-FMA/FMB FACE MILL ARBOR



扫描二维码观看产品视频

FIG. 1

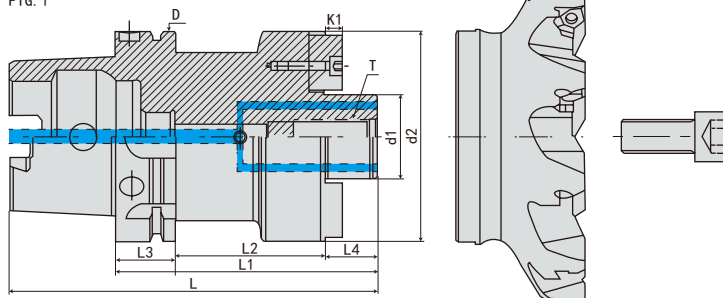
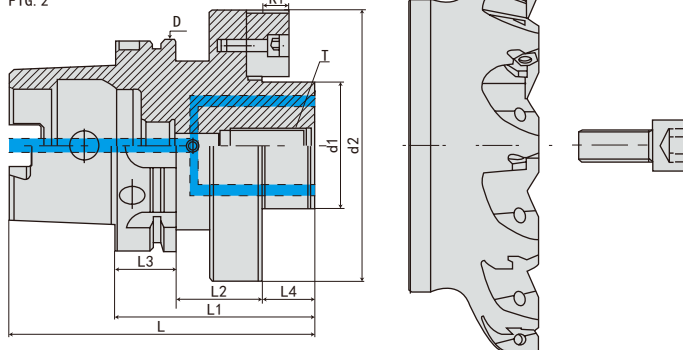


FIG. 2

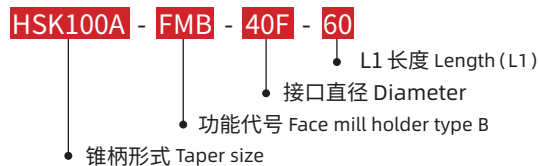


规格 Model	柄部 Handle	L	L1	L2	L3	L4	D	d1	d2	K1	K2	FIG	重量 KGS
HSK100A- FMB40F- 60	HSK100A	135	60	31	29	25	100	40	100	8.3	16	1	
-100	HSK100A	175	100	71	29	25	100	40	100	8.3	16	1	
-150	HSK100A	225	150	121	29	25	100	40	100	8.3	16	1	8.1
-200	HSK100A	275	200	171	29	25	100	40	100	8.3	16	1	
- FMB60- 70	HSK100A	145	70	41	29	25	100	60	128	12.5	25.4	2	
-100	HSK100A	175	100	71	29	25	100	60	128	12.5	25.4	2	
-FMA47.625- 70	HSK100A	152	70	41	29	32	100	47.625	128	12.5	25.4	2	
-100	HSK100A	182	100	71	29	32	100	47.625	128	12.5	25.4	2	

特点:

◎平面铣刀配合部位 (d1) 轴系公差 h6

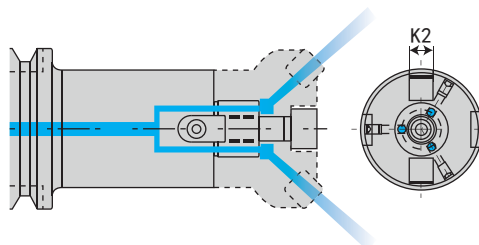
规格说明:



Features:

◎ d1 tolerance:h6

通过内冷, 冷却液·空气直达刀尖

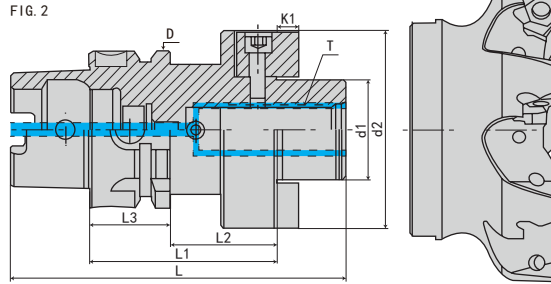
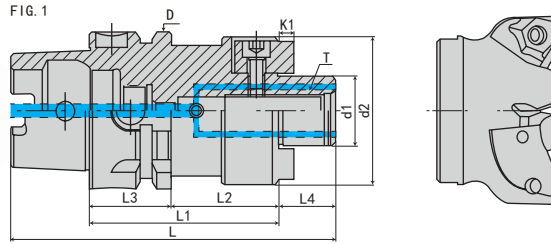


·HSK50A-FMA 平面铣刀柄

HSK50A-FMA FACE MILL ARBOR



扫描二维码观看产品视频



规格 Model	柄部 Handle	L	L1	L2	L3	L4	D	d1	d2	K1	K2	T	重量 KGS
HSK50A- FMA25.4-60	HSK50A	105	60	34	26	20	50	25.4	50	4.52	9.52	M12*1.75P	
-FMA31.75-60	HSK50A	107	60	34	26	22	50	31.75	60	6.7	12.7	M16*2.0P	
- FMA38.1-60	HSK50A	110	60	34	26	25	50	38.1	73	8.87	15.87	M16*2.0P	

特点:

◎平面铣刀配合部位 (d1) 轴系公差 h6

规格说明:

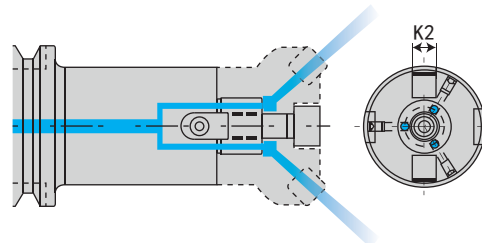
HSK50A - FMA - 25.4 - 60

- L1 长度 Length (L1)
- 接口直径 Diameter
- 功能代号 Face mill holder type B
- 锥柄形式 Taper size

Features:

◎ d1 tolerance:h6

通过内冷, 冷却液·空气直达刀尖


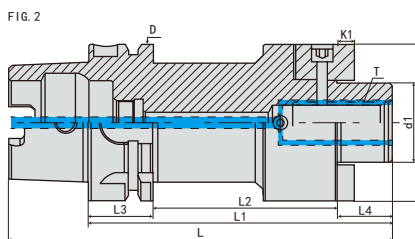
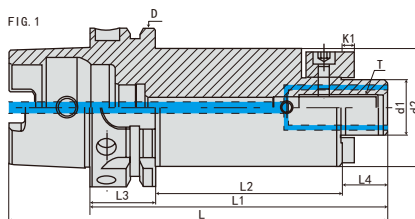


**·HSK63A-FMA 平面铣刀柄**

## HSK63A-FMA FACE MILL ARBOR



扫描二维码观看产品视频



规格 Model	柄部 Handle	L	L1	L2	L3	L4	D	d1	d2	K1	K2	T	FIG	重量 KGS
<b>HSK63A- FMA25.4- 60-D50</b>	HSK63A	112	60	34	26	20	63	25.4	50	4.52	9.52	M12*1.75P	1	1.5
<b>-100-D50</b>	HSK63A	152	100	74	26	20	63	25.4	50	4.52	9.52	M12*1.75P	1	2.1
<b>-150-D50</b>	HSK63A	202	150	124	26	20	63	25.4	50	4.52	9.52	M12*1.75P	1	2.9
<b>-200-D50</b>	HSK63A	252	200	174	26	20	63	25.4	50	4.52	9.52	M12*1.75P	1	
<b>-FMA31.75- 60-D60</b>	HSK63A	114	60	34	26	22	63	31.75	60	6.7	12.7	M16*2.0P	2	
<b>-100-D60</b>	HSK63A	154	100	74	26	22	63	31.75	60	6.7	12.7	M16*2.0P	2	
<b>-150-D60</b>	HSK63A	204	150	124	26	22	63	31.75	60	6.7	12.7	M16*2.0P	2	
<b>-200-D60</b>	HSK63A	254	200	174	26	22	63	31.75	60	6.7	12.7	M16*2.0P	2	
<b>- FMA38.1- 60-D73</b>	HSK63A	117	60	34	26	25	63	38.1	73	8.87	15.87	M16*2.0P	2	
<b>-100-D73</b>	HSK63A	157	100	74	26	25	63	38.1	73	8.87	15.87	M16*2.0P	2	2.7
<b>-150-D73</b>	HSK63A	207	150	124	26	25	63	38.1	73	8.87	15.87	M16*2.0P	2	
<b>-200-D73</b>	HSK63A	257	200	174	26	25	63	38.1	73	8.87	15.87	M16*2.0P	2	

**特点:**

◎平面铣刀配合部位 (d1) 轴系公差 h6

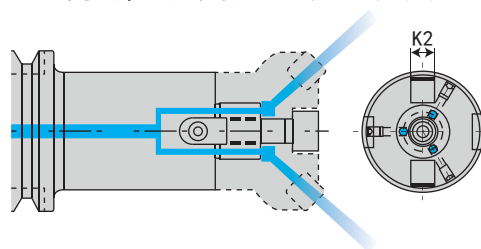
**规格说明:**
**HSK63A - FMA - 25.4 - 60 - D50**

- 刀杆直径 Diameter
- L1 长度 Length (L1)
- 接口直径 Bore diameter of cutter
- 功能代号 Face mill holder type B
- 锥柄形式 Taper size

**Features:**

◎ d1 tolerance:h6

通过内冷, 冷却液·空气直达刀尖

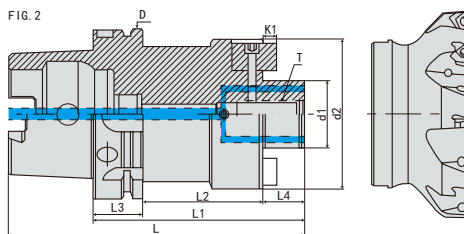
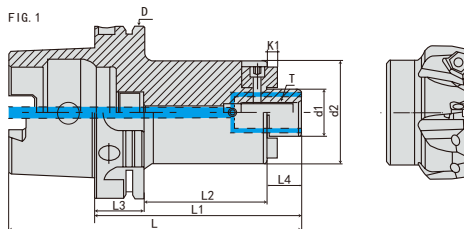


·HSK80A-FMA 平面铣刀柄

HSK80A-FMA FACE MILL ARBOR



扫描二维码观看产品视频



规格 Model	柄部 Handle	L	L1	L2	L3	L4	D	d1	d2	K1	K2	T	FIG	重量 KGS
HSK80A- FMA25.4- 50	HSK80A	110	50	24	26	20	80	25.4	50	4.52	9.52	M12*1.75P	1	
-100	HSK80A	160	100	74	26	20	80	25.4	50	4.52	9.52	M12*1.75P	1	
-FMA31.75- 60	HSK80A	122	60	34	26	22	80	31.75	60	6.7	12.7	M16*2.0P	1	
-100	HSK80A	162	100	74	26	22	80	31.75	60	6.7	12.7	M16*2.0P	1	
-FMA 38.1- 60	HSK80A	125	60	34	26	25	80	38.1	75	8.87	15.87	M16*2.0P	2	
-100	HSK80A	165	100	74	26	25	80	38.1	75	8.87	15.87	M16*2.0P	2	

特点:

◎平面铣刀配合部位 (d1) 轴系公差 h6

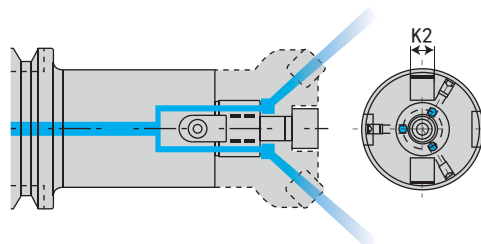
规格说明:

- HSK80A - FMA - 25.4 - 50
- HSK80A: 锥柄形式 Taper size
  - FMA: 功能代号 Face mill holder type B
  - 25.4: 接口直径 Bore diameter of cutter
  - 50: L1 长度 Length (L1)

Features:

◎ d1 tolerance:h6

通过内冷, 冷却液·空气直达刀尖

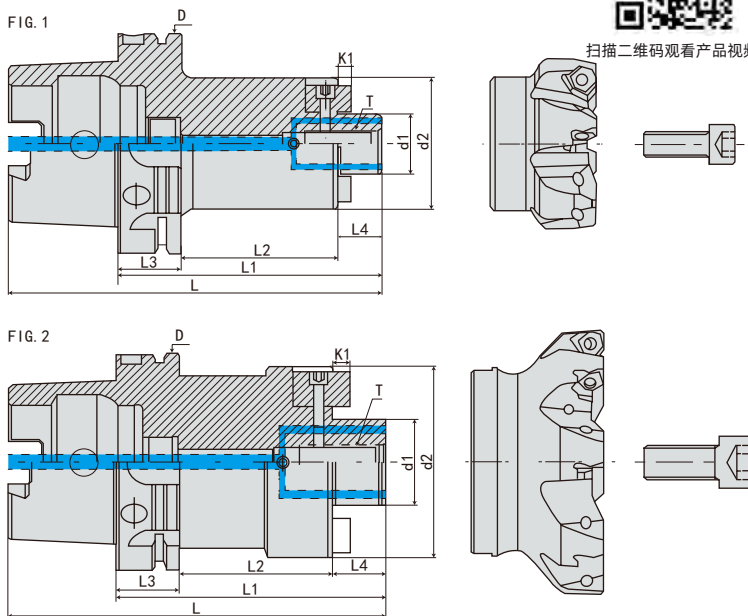


·HSK100A-FMA 平面铣刀柄

HSK100A-FMA FACE MILL ARBOR



扫描二维码观看产品视频

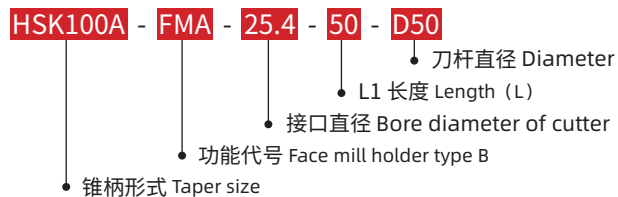


规格 Model	柄部 Handle	L	L1	L2	L3	L4	D	d1	d2	K1	K2	T	FIG	重量 KGS
<b>HSK100A- FMA25.4- 50-D50</b>	HSK100A	120	50	21	29	20	100	25.4	50	4.52	9.52	M12*1.75P	1	2.6
-100-D50	HSK100A	170	100	71	29	20	100	25.4	50	4.52	9.52	M12*1.75P	1	3.5
-150-D50	HSK100A	220	150	121	29	20	100	25.4	50	4.52	9.52	M12*1.75P	1	4.3
-200-D50	HSK100A	270	200	171	29	20	100	25.4	50	4.52	9.52	M12*1.75P	1	5
-250-D50	HSK100A	320	250	221	29	20	100	25.4	50	4.52	9.52	M12*1.75P	1	
-300-D50	HSK100A	370	300	271	29	20	100	25.4	50	4.52	9.52	M12*1.75P	1	
<b>-FMA31.75- 50-D60</b>	HSK100A	122	50	21	29	22	100	31.75	60	6.7	12.7	M16*2.0P	1	3.1
-100-D60	HSK100A	172	100	71	29	22	100	31.75	60	6.7	12.7	M16*2.0P	1	4
-150-D60	HSK100A	222	150	121	29	22	100	31.75	60	6.7	12.7	M16*2.0P	1	5.4
-200-D60	HSK100A	272	200	171	29	22	100	31.75	60	6.7	12.7	M16*2.0P	1	6.3
-250-D60	HSK100A	322	250	221	29	22	100	31.75	60	6.7	12.7	M16*2.0P	1	
-300-D60	HSK100A	372	300	271	29	22	100	31.75	60	6.7	12.7	M16*2.0P	1	
<b>-FMA 38.1- 60-D75</b>	HSK100A	135	60	31	29	25	100	38.1	75	8.87	15.87	M16*2.0P	1	3.8
-100-D75	HSK100A	175	100	71	29	25	100	38.1	75	8.87	15.87	M16*2.0P	1	5.1
-150-D75	HSK100A	225	150	121	29	25	100	38.1	75	8.87	15.87	M16*2.0P	1	6.9
-200-D75	HSK100A	275	200	171	29	25	100	38.1	75	8.87	15.87	M16*2.0P	1	8.6
-250-D75	HSK100A	325	250	221	29	25	100	38.1	75	8.87	15.87	M16*2.0P	1	
<b>-FMA 50.8- 70-D98</b>	HSK100A	156	70	41	29	36	100	50.8	98	9.75	19.05	M24*3.0P	2	
-100-D98	HSK100A	186	100	71	29	36	100	50.8	98	9.75	19.05	M24*3.0P	2	

特点:

◎平面铣刀配合部位 (d1) 轴系公差 h6

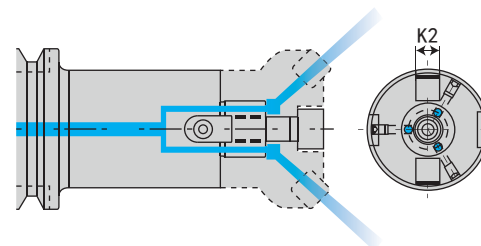
规格说明:



Features:

◎ d1 tolerance:h6

通过内冷, 冷却液·空气直达刀尖

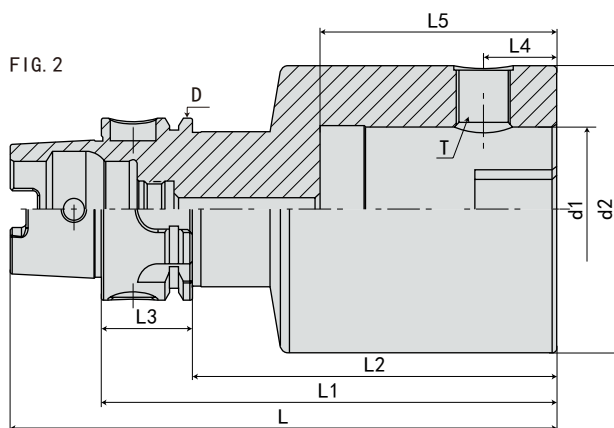
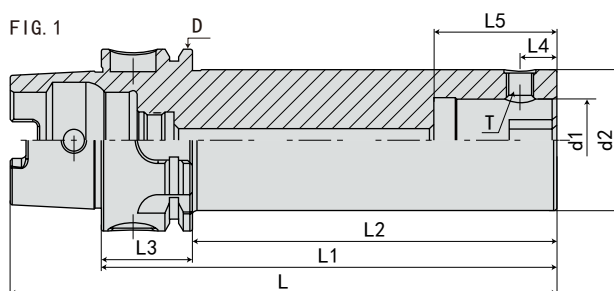


·HSK40A-CK 镗头刀柄

HSK40A-CK BORING HEAD SHANK



扫描二维码观看产品视频



规格 Model	柄部 Handle	L	L1	L2	L3	L4	L5	D	d1	d2	T	重量 KGS
HSK40A-CK1- 50	HSK40A	70	50	30	20	5.05	30	40	11	19	M4*0.5P	
-100	HSK40A	120	100	80	20	5.05	30	40	11	19	M4*0.5P	
-CK2- 60	HSK40A	80	60	40	20	6.62	31	40	14	24	M5*0.5P	
-100	HSK40A	120	100	80	20	6.62	31	40	14	24	M5*0.5P	
-CK3- 60	HSK40A	80	60	40	20	8	35	40	18	31	M6*0.75P	
-100	HSK40A	120	100	80	20	8	35	40	18	31	M6*0.75P	
-CK4- 70	HSK40A	90	70	50	20	10	39	40	22	39	M8*0.75P	
-100	HSK40A	120	100	80	20	10	39	40	22	39	M8*0.75P	
-CK5- 80	HSK40A	100	80	60	20	13	45	40	28	50	M10*1.0P	
-100	HSK40A	120	100	80	20	13	45	40	28	50	M10*1.0P	
-CK6- 80	HSK40A	100	80	60	20	16	55	40	36	63	M12*1.0P	
-100	HSK40A	120	100	80	20	16	55	40	36	63	M12*1.0P	

规格说明:

HSK40A - CK - 1 - 50

- L1 长度 Length (L1)
- 接口锥度 Taper No. of cutter
- 功能代号 Holder type
- 锥柄形式 Taper size

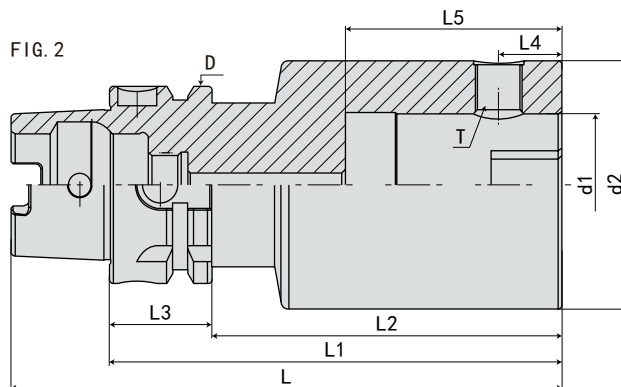
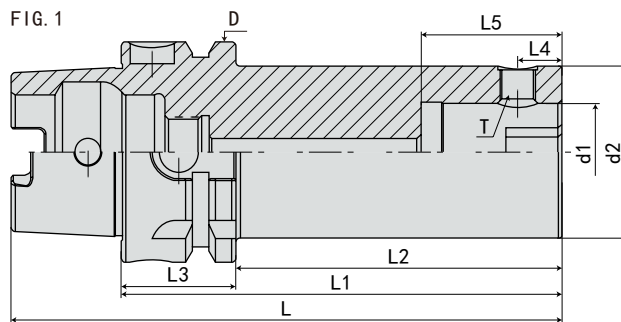


**·HSK50A-CK 镗头刀柄**

## HSK50A-CK BORING HEAD SHANK



扫描二维码观看产品视频



规格 Model	柄部 Handle	L	L1	L2	L3	L4	L5	D	d1	d2	T	重量 KGS
HSK50A-CK1- 60	HSK50A	85	60	34	26	5.05	30	50	11	19	M4*0.5P	
-100	HSK50A	125	100	74	26	5.05	30	50	11	19	M4*0.5P	
-CK2- 60	HSK50A	85	60	34	26	6.62	31	50	14	24	M5*0.5P	
-100	HSK50A	125	100	74	26	6.62	31	50	14	24	M5*0.5P	
-CK3- 60	HSK50A	85	60	34	26	8	35	50	18	31	M6*0.75P	
-100	HSK50A	125	100	74	26	8	35	50	18	31	M6*0.75P	
-CK4- 60	HSK50A	85	60	34	26	10	39	50	22	39	M8*0.75P	
-100	HSK50A	125	100	74	26	10	39	50	22	39	M8*0.75P	
-CK5- 80	HSK50A	105	80	54	26	13	45	50	28	50	M10*1.0P	
-115	HSK50A	140	115	89	26	13	45	50	28	50	M10*1.0P	
-CK6- 80	HSK50A	105	80	54	26	16	55	50	36	63	M12*1.0P	
-115	HSK50A	140	115	89	26	16	55	50	36	63	M12*1.0P	

规格说明:

**HSK50A - CK - 1 - 60**

- L1 长度 Length (L1)
- 接口锥度 Taper No. of cutter
- 功能代号 Holder type
- 锥柄形式 Taper size

B

 HSK SHANK SYSTEMS  
 HSK 刀柄系列

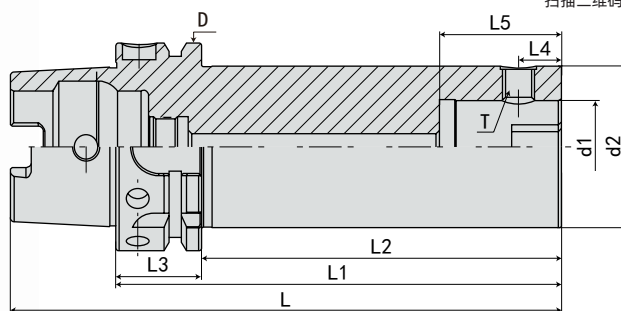


·HSK63A-CK 镗头刀柄

HSK63A-CK BORING HEAD SHANK



扫描二维码观看产品视频



规格 Model	柄部 Handle	L	L1	L2	L3	L4	L5	D	d1	d2	T	重量 KGS
HSK63A-CK1- 75	HSK63A	107	75	49	26	5.05	30	63	11	19	M4*0.5P	0.9
-105	HSK63A	137	105	79	26	5.05	30	63	11	19	M4*0.5P	0.9
-CK2- 90	HSK63A	122	90	64	26	6.62	31	63	14	24	M5*0.5P	1
-120	HSK63A	152	120	94	26	6.62	31	63	14	24	M5*0.5P	1
-165	HSK63A	197	165	139	26	6.62	31	63	14	24	M5*0.5P	1.3
-CK3-100	HSK63A	132	100	74	26	8	35	63	18	31	M6*0.75P	1.1
-135	HSK63A	167	135	109	26	8	35	63	18	31	M6*0.75P	1.3
-165	HSK63A	197	165	139	26	8	35	63	18	31	M6*0.75P	1.6
-205	HSK63A	237	205	179	26	8	35	63	18	31	M6*0.75P	1.8
-CK4- 90	HSK63A	122	90	64	26	10	39	63	22	39	M8*0.75P	1.3
-130	HSK63A	162	130	104	26	10	39	63	22	39	M8*0.75P	1.6
-170	HSK63A	202	170	144	26	10	39	63	22	39	M8*0.75P	2
-205	HSK63A	237	205	179	26	10	39	63	22	39	M8*0.75P	2.4
-245	HSK63A	277	245	219	26	10	39	63	22	39	M8*0.75P	2.8
-CK5- 80	HSK63A	112	80	54	26	13	45	63	28	50	M10*1.0P	1.5
-135	HSK63A	167	135	109	26	13	45	63	28	50	M10*1.0P	2.2
-180	HSK63A	212	180	154	26	13	45	63	28	50	M10*1.0P	2.9
-215	HSK63A	247	215	189	26	13	45	63	28	50	M10*1.0P	3.4
-250	HSK63A	282	250	224	26	13	45	63	28	50	M10*1.0P	3.9
-CK6- 80	HSK63A	112	80	54	26	16	55	63	36	63	M12*1.0P	
-115	HSK63A	147	115	89	26	16	55	63	36	63	M12*1.0P	
-150	HSK63A	182	150	124	26	16	55	63	36	63	M12*1.0P	3.2
-180	HSK63A	212	180	154	26	16	55	63	36	63	M12*1.0P	3.9
-215	HSK63A	247	215	189	26	16	55	63	36	63	M12*1.0P	4.8
-250	HSK63A	282	250	224	26	16	55	63	36	63	M12*1.0P	5.7
-300	HSK63A	332	300	274	26	16	55	63	36	63	M12*1.0P	6.7

规格说明:

HSK63A - CK - 1 - 75

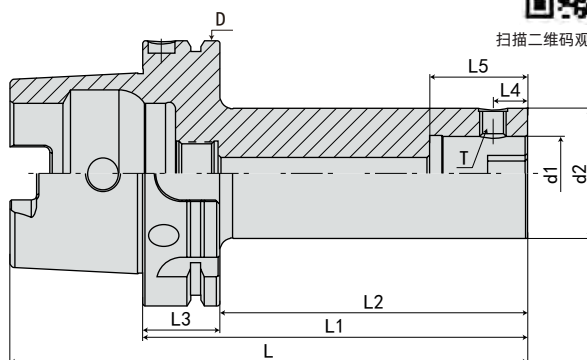
- L1 长度 Length (L1)
- 接口锥度 Taper No. of cutter
- 功能代号 Holder type
- 锥柄形式 Taper size

**·HSK80A-CK 镗头刀柄**

## HSK80A-CK BORING HEAD SHANK



扫描二维码观看产品视频



规格 Model	柄部 Handle	L	L1	L2	L3	L4	L5	D	d1	d2	T	重量 KGS
<b>HSK80A-CK1-100</b>	HSK80A	140	100	74	26	5.05	30	80	11	19	M4*0.5P	
<b>-145</b>	HSK80A	185	145	119	26	5.05	30	80	11	19	M4*0.5P	
<b>-CK2- 80</b>	HSK80A	120	80	54	26	6.62	31	80	14	24	M5*0.5P	
<b>-115</b>	HSK80A	155	115	89	26	6.62	31	80	14	24	M5*0.5P	
<b>-CK3- 90</b>	HSK80A	130	90	64	26	8	35	80	18	31	M6*0.75P	
<b>-125</b>	HSK80A	165	125	99	26	8	35	80	18	31	M6*0.75P	
<b>-CK4-110</b>	HSK80A	150	110	84	26	10	39	80	22	39	M8*0.75P	
<b>-145</b>	HSK80A	185	145	119	26	10	39	80	22	39	M8*0.75P	
<b>-CK5-110</b>	HSK80A	150	110	84	26	13	45	80	28	50	M10*1.0P	
<b>-145</b>	HSK80A	185	145	119	26	13	45	80	28	50	M10*1.0P	
<b>-CK6-110</b>	HSK80A	150	110	84	26	16	55	80	36	63	M12*1.0P	
<b>-145</b>	HSK80A	185	145	119	26	16	55	80	36	63	M12*1.0P	

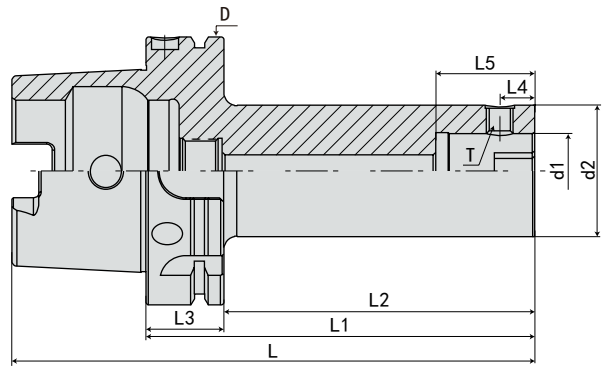
## 规格说明:

**HSK80A - CK - 1 - 100**

- L1 长度 Length (L1)
- 接口锥度 Taper No. of cutter
- 功能代号 Holder type
- 锥柄形式 Taper size

·HSK100A-CK 镗头刀柄

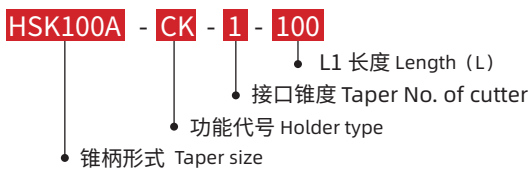
HSK100A-CK BORING HEAD SHANK



扫描二维码观看产品视频

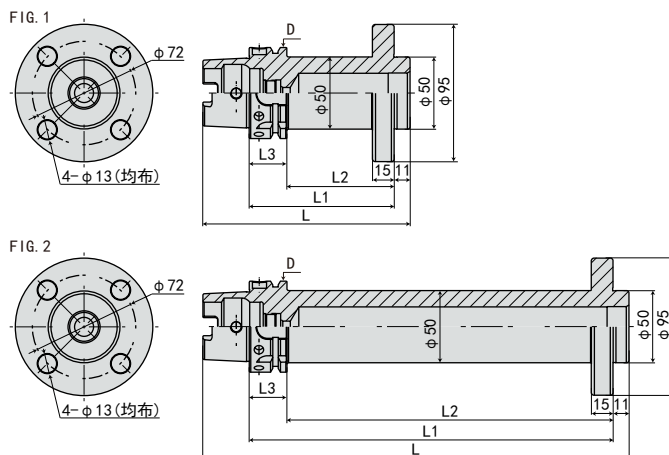
规格 Model	柄部 Handle	L	L1	L2	L3	L4	L5	D	d1	d2	T	重量 KGS
HSK100A-CK1-100	HSK100A	150	100	71	29	5.05	30	100	11	19	M4*0.5P	2.3
-145	HSK100A	195	145	116	29	5.05	30	100	11	19	M4*0.5P	2.6
-CK2- 80	HSK100A	130	80	51	29	6.62	31	100	14	24	M5*0.5P	2.5
-115	HSK100A	165	115	86	29	6.62	31	100	14	24	M5*0.5P	2.6
-165	HSK100A	215	165	136	29	6.62	31	100	14	24	M5*0.5P	2.9
-205	HSK100A	255	205	196	29	6.62	31	100	14	24	M5*0.5P	3
-CK3- 90	HSK100A	140	90	61	29	8	35	100	18	31	M6*0.75P	2.6
-125	HSK100A	175	125	96	29	8	35	100	18	31	M6*0.75P	2.8
-165	HSK100A	215	165	136	29	8	35	100	18	31	M6*0.75P	3.1
-205	HSK100A	255	205	176	29	8	35	100	18	31	M6*0.75P	3.3
-CK4-120	HSK100A	170	120	91	29	10	39	100	22	39	M8*0.75P	3
-155	HSK100A	205	155	126	29	10	39	100	22	39	M8*0.75P	
-180	HSK100A	230	180	151	29	10	39	100	22	39	M8*0.75P	3.6
-215	HSK100A	265	215	186	29	10	39	100	22	39	M8*0.75P	3.9
-250	HSK100A	300	250	221	29	10	39	100	22	39	M8*0.75P	4.2
-300	HSK100A	350	300	271	29	10	39	100	22	39	M8*0.75P	4.7
-CK5-110	HSK100A	160	110	81	29	13	45	100	28	50	M10*1.0P	3.2
-145	HSK100A	195	145	116	29	13	45	100	28	50	M10*1.0P	3.8
-180	HSK100A	230	180	151	29	13	45	100	28	50	M10*1.0P	4.3
-230	HSK100A	280	230	201	29	13	45	100	28	50	M10*1.0P	5
-270	HSK100A	320	270	241	29	13	45	100	28	50	M10*1.0P	5.5
-300	HSK100A	350	300	271	29	13	45	100	28	50	M10*1.0P	6
-CK6-110	HSK100A	160	110	81	29	16	55	100	36	63	M12*1.0P	3.9
-145	HSK100A	195	145	116	29	16	55	100	36	63	M12*1.0P	4.7
-170	HSK100A	220	170	141	29	16	55	100	36	63	M12*1.0P	5.1
-230	HSK100A	280	230	201	29	16	55	100	36	63	M12*1.0P	6.5
-270	HSK100A	320	270	241	29	16	55	100	36	63	M12*1.0P	7.5
-300	HSK100A	350	300	271	29	16	55	100	36	63	M12*1.0P	8.3
-350	HSK100A	400	350	321	29	16	55	100	36	63	M12*1.0P	9.6
-400	HSK100A	450	400	371	29	16	55	100	36	63	M12*1.0P	

规格说明:



**·HSK63A-BST 镗孔组合刀柄**

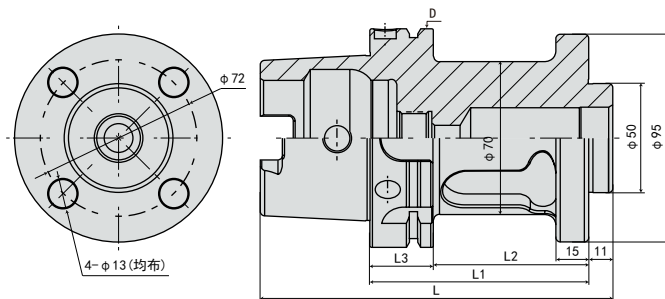
## HSK63A-BST ROUGH BORING TOOL HOLDER



规格 Model	柄部 Handle	L	L1	L2	L3	D	FIG	重量 KGS
<b>HSK63A-BST-100</b>	HSK63A	132	100	74	26	63	1	
-150	HSK63A	182	150	124	26	63	1	
-200	HSK63A	232	200	174	26	63	2	3.4
-250	HSK63A	282	250	224	26	63	2	
-300	HSK63A	332	300	274	26	63	2	

**·HSK80A-BST 镗孔组合刀柄**

## HSK80A-BST ROUGH BORING TOOL HOLDER



规格 Model	柄部 Handle	L	L1	L2	L3	D	重量 KGS
<b>HSK80A-BST-100</b>	HSK80A	140	100	74	26	80	
-150	HSK80A	190	150	124	26	80	
-200	HSK80A	240	200	174	26	80	

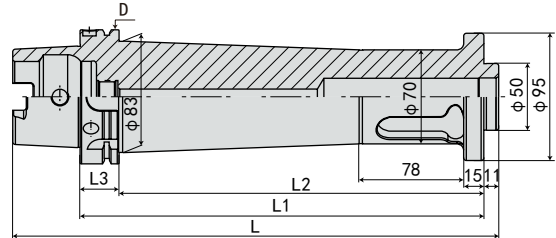
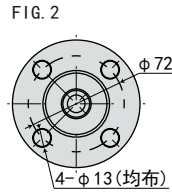
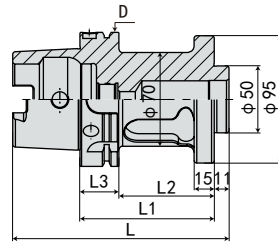
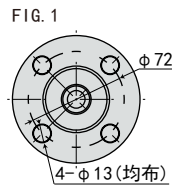
规格说明:

**HSK63A - BST - 100**

- L1 长度 Length (L1)
- 功能代号 Holder type
- 锥柄形式 Taper size

·HSK100A-BST 镗孔组合刀柄

HSK100A-BST ROUGH BORING TOOL HOLDER



规格 Model	柄部 Handle	L	L1	L2	L3	D	FIG	重量 KGS
HSK100A-BST-100	HSK100A	150	100	71	29	100	1	4.2
-150	HSK100A	200	150	121	29	100	1	5.4
-200	HSK100A	250	200	171	29	100	1	6.9
-250	HSK100A	300	250	221	29	100	1	8.4
-300	HSK100A	350	300	271	29	100	2	10.8
-350	HSK100A	400	350	321	29	100	2	
-400	HSK100A	450	400	371	29	100	2	14.6
-450	HSK100A	500	450	421	29	100	2	
-500	HSK100A	550	500	471	29	100	2	

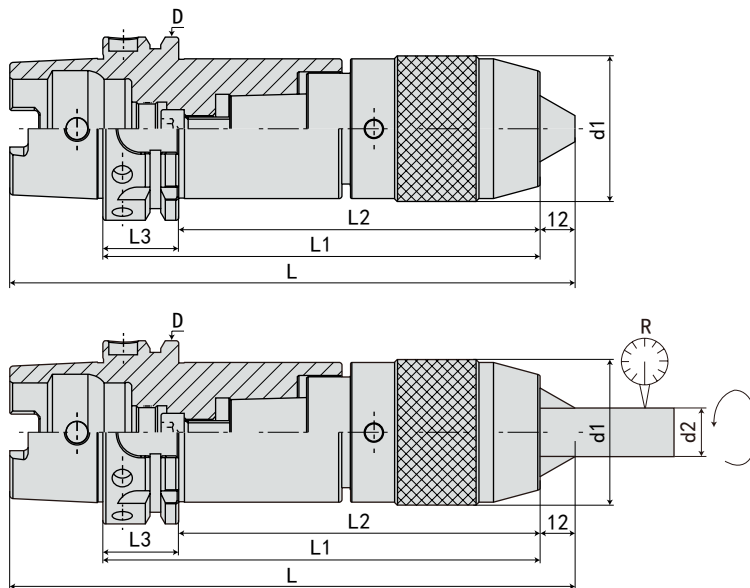
规格说明:

HSK100A - BST - 100

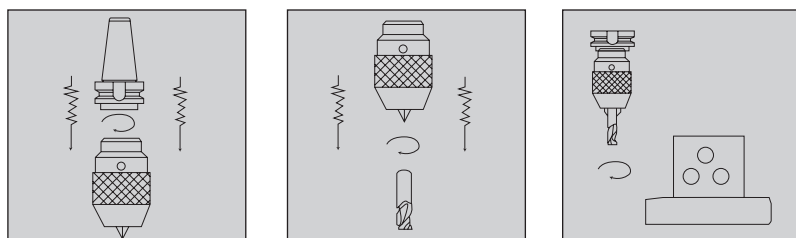
- L1 长度 Length (L1)
- 功能代号 Holder type
- 锥柄形式 Taper size

**·HSK(A 型) / APU 直结式钻头刀杆**

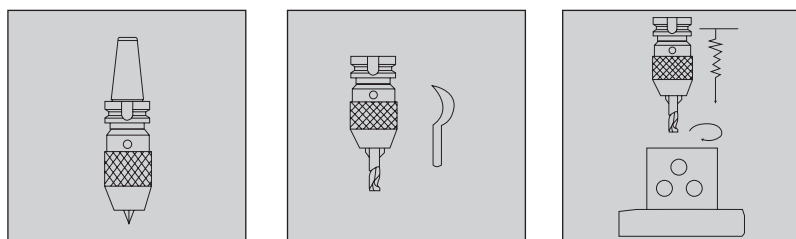
## HSK (A) APU DRILL CHUCK ADAPTER



规格 / 型号 Model	L	L1	L2	L3	D	d1	d2	R	重量 (KGS)
HSK40A-APU08-120	152	120	100	20	40	37	8	0.05	1.1
HSK50A-APU08-120	157	120	94	26	50	37	8	0.05	1.3
-APU13-150	187	150	124	26	50	50	13	0.05	1.5
-APU16-150	187	150	124	26	50	57	16	0.05	1.7
HSK63A-APU08-120	164	120	94	26	63	37	8	0.05	1.8
-APU13-150	194	150	124	26	63	50	13	0.05	2.29
-APU16-160	204	160	134	26	63	57	16	0.05	3
HSK100A-APU13-150	212	150	121	29	100	50	13	0.05	3.7
-APU16-160	222	160	131	29	100	57	16	0.05	4.3



本产品因为增加了多层安全性设计,能提供给综合切削中心使用,在电脑操作的全自动作业中,以及无人化管理的整个流程,都能安全及顺利地进行。Because of the multi-layer safety design, this product can be used safely and smoothly during the fully automatic and unmanned operation of the machining center



防止夹头脱落  
 内部螺纹锁紧设计  
 可用于重切削及高速切削  
 钻头绝不脱落  
 可加工较高工件  
 增加机器使用范围  
 To prevent chuck off  
 Internal thread locking design  
 Used for heavy cutting and high-speed cutting  
 The bit will never fall off  
 Machinable higher workpiece  
 Increased machine use

**特点:**

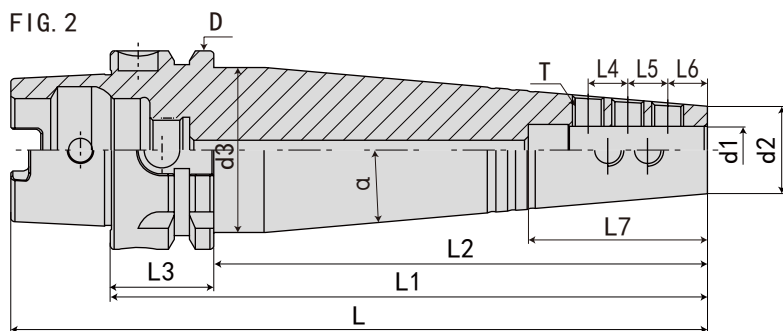
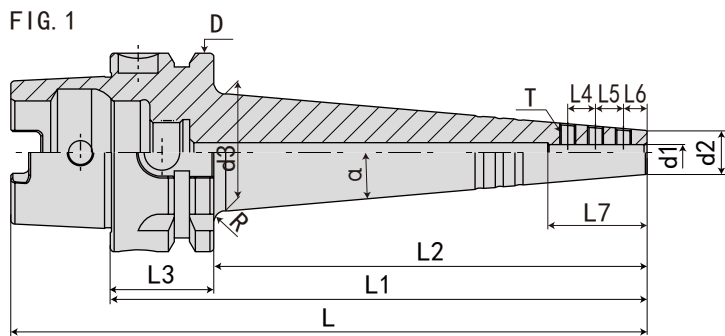
◎ 本产品因为增加了多层安全性设计,能提供给综合切削中心机使用,在电脑操作的全自动作业中,以及无人化的管理整个流程,都能够安全及顺利地进行。

**Features:**

◎ This product adds multi safety desing,able to provide for Machine Center,in full automatic operation control by computer,and unmanned management process,can be processed safely and smoothly.

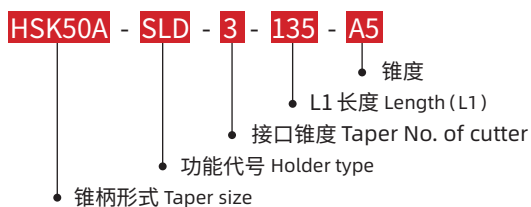
·HSK50A-SLD 小径侧固刀柄

HSK50A-SLD SMALL DIAMETER SIDE LOCK TOOL HOLDER



规格 Model	柄部 Handle	L	L1	L2	L3	L4	L5	L6	L7	D	d1	d2	d3	T	$\alpha$	R	FIG	重量 KGS
HSK50A- SLD3-135-A5	HSK50A	160	135	109	26	6	6	6	18	50	3	9	27	M3.5*3*0.35P*T6	5°	5		
- SLD4-135-A5	HSK50A	160	135	109	26	7	7	6	20	50	4	11	29	M4*2.8*0.5P*H2	5°	5		
- SLD6-135-A5	HSK50A	160	135	109	26	8	8	6	22	50	6	13	31	M5*4*0.5P*H2.5	5°	5		
- SLD8-135-A5	HSK50A	160	135	109	26	10	10	7	27	50	8	15	33	M5*4*0.5P*H2.5	5°	5		
-SLD10-150-A5	HSK50A	175	150	124	26	10	10	10	35	50	10	17	38	M5*4*0.5P*H2.5	5°	5		
-SLD12-150-A5	HSK50A	175	150	124	26	10	10	10	45	50	12	22	43	M6*5*0.75P*H3	5°	5		
-SLD16-150-A5	HSK50A	175	150	124	26	12	12	10	50	50	16	26	47	M8*5*0.75P*L4	5°	5		

规格说明:



SLD 侧固式刀柄延长杆专用螺丝:

SLD side fixed extension rod special screw

规格 Model	使用孔径 D Using aperture
M3.5 × 3 × P0.35 × T6	D3
M4 × 2.8 × P0.5 × T8	D4
M4 × 4 × P0.5 × T8	D4
M5 × 3.5 × P0.5 × T10	D6
M5 × 5 × P0.5 × T10	D6 D8 D10
M6 × 4 × P0.75 × T15	D12
M6 × 6 × P0.75 × T15	D12
M8 × 5 × P0.75 × L4	D16 D20
M4 × 2.8 × P0.5 × H2	D4
M5 × 4 × P0.5 × H2.5	D6 D8 D10
M6 × 4 × P0.75 × H3	D12
M6 × 5 × P0.75 × H3	D12

备注: 梅花扳手 "T", 六角扳手 "H"

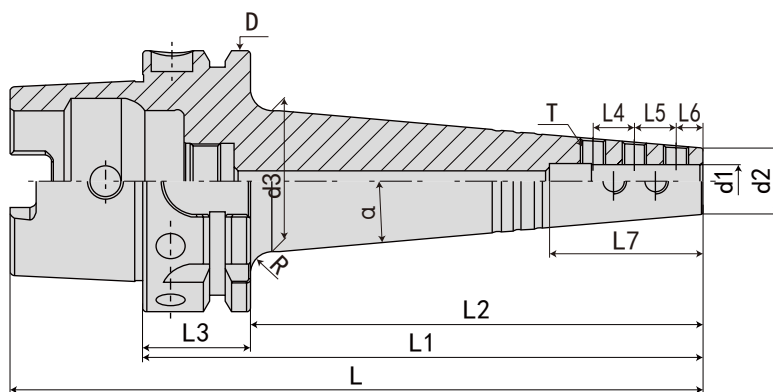
六角扳手: 更大的锁紧力 (需注意控制尺寸)

梅花扳手: 使用更方便



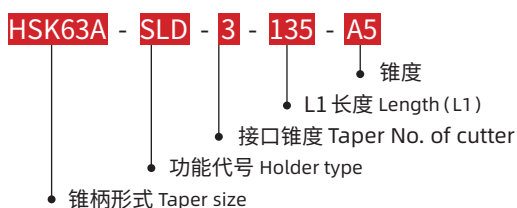
·HSK63A-SLD 小径侧固刀柄

HSK50A-SLD SMALL DIAMETER SIDE LOCK TOOL HOLDER



规格 Model	柄部 Handle	L	L1	L2	L3	L4	L5	L6	L7	D	d1	d2	d3	T	α	R	重量 KGS
HSK63A- SLD3-135-A5	HSK63A	167	135	109	26	6	6	6	18	63	3	9	27	M3.5*3*0.35P*T6	5°	5	
-165-A5	HSK63A	197	165	139	26	6	6	6	18	63	3	9	32.5	M3.5*3*0.35P*T6	5°	5	
- SLD4-135-A5	HSK63A	167	135	109	26	7	7	6	20	63	4	11	29	M4*2.8*0.5P*H2	5°	5	
-165-A5	HSK63A	197	165	139	26	7	7	6	20	63	4	11	34.5	M4*2.8*0.5P*H2	5°	5	
- SLD6-135-A5	HSK63A	167	135	109	26	8	8	6	22	63	6	13	31	M5*4*0.5P*H2.5	5°	5	
-165-A5	HSK63A	197	165	139	26	8	8	6	22	63	6	13	36.5	M5*4*0.5P*H2.5	5°	5	
-200-A5	HSK63A	232	200	174	26	8	8	6	22	63	6	13	42.5	M5*4*0.5P*H2.5	5°	5	
- SLD8-135-A5	HSK63A	167	135	109	26	10	10	7	27	63	8	15	33	M5*4*0.5P*H2.5	5°	5	
-165-A5	HSK63A	197	165	139	26	10	10	7	27	63	8	15	38.5	M5*4*0.5P*H2.5	5°	5	
-200-A5	HSK63A	232	200	174	26	10	10	7	27	63	8	15	44.5	M5*4*0.5P*H2.5	5°	5	
-SLD10-135-A5	HSK63A	167	135	109	26	10	10	10	35	63	10	17	35	M5*4*0.5P*H2.5	5°	5	
-165-A5	HSK63A	197	165	139	26	10	10	10	35	63	10	17	40.5	M5*4*0.5P*H2.5	5°	5	
-200-A5	HSK63A	232	200	174	26	10	10	10	35	63	10	17	46.5	M5*4*0.5P*H2.5	5°	5	
-SLD12-135-A5	HSK63A	167	135	109	26	10	10	10	45	63	12	22	40	M6*5*0.75P*H3	5°	5	
-165-A5	HSK63A	197	165	139	26	10	10	10	45	63	12	22	45.5	M6*5*0.75P*H3	5°	5	
-200-A5	HSK63A	232	200	174	26	10	10	10	45	63	12	22	51.5	M6*5*0.75P*H3	5°	5	
-SLD16-135-A5	HSK63A	167	135	109	26	12	12	10	50	63	16	26	44	M8*5*0.75P*L4	5°	5	
-165-A5	HSK63A	197	165	139	26	12	12	10	50	63	16	26	49.5	M8*5*0.75P*L4	5°	5	
-200-A5	HSK63A	232	200	174	26	12	12	10	50	63	16	26	55.5	M8*5*0.75P*L4	5°	5	

规格说明:



SLD 侧固式刀柄延长杆专用螺丝:

SLD side fixed extension rod special screw

规格 Model	使用孔径 D Using aperture
M3.5 × 3 × P0.35 × T6	D3
M4 × 2.8 × P0.5 × T8	D4
M4 × 4 × P0.5 × T8	D4
M5 × 3.5 × P0.5 × T10	D6
M5 × 5 × P0.5 × T10	D6 D8 D10
M6 × 4 × P0.75 × T15	D12
M6 × 6 × P0.75 × T15	D12
M8 × 5 × P0.75 × L4	D16 D20
M4 × 2.8 × P0.5 × H2	D4
M5 × 4 × P0.5 × H2.5	D6 D8 D10
M6 × 4 × P0.75 × H3	D12
M6 × 5 × P0.75 × H3	D12

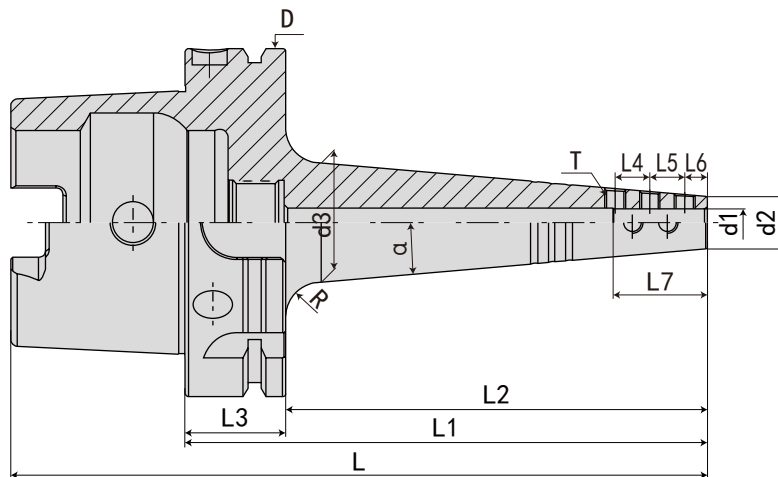
备注: 梅花扳手 "T", 六角扳手 "H"

六角扳手: 更大的锁紧力 (需注意控制尺寸)

梅花扳手: 使用更方便

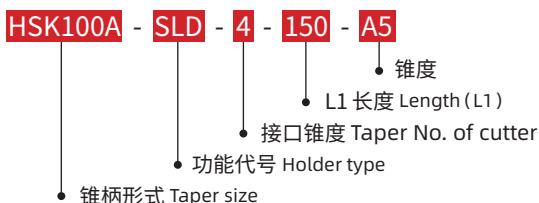
·HSK100A-SLD 小径侧固刀柄

HSK100A-SLD SMALL DIAMETER SIDE LOCK TOOL HOLDER



规格 Model	柄部 Handle	L	L1	L2	L3	L4	L5	L6	L7	D	d1	d2	d3	T	$\alpha$	R	重量 KGS
HSK100A-SLD4-150-A5	HSK100A	200	150	121	29	7	7	6	20	100	4	12	31.5	M4*2.8*0.5P*H2	5°	10	
-200-A5	HSK100A	250	200	171	29	7	7	6	20	100	4	12	40	M4*2.8*0.5P*H2	5°	10	
-250-A5	HSK100A	300	250	221	29	7	7	6	20	100	4	12	49	M4*2.8*0.5P*H2	5°	10	
-300-A5	HSK100A	350	300	271	29	7	7	6	20	100	4	12	57.5	M4*2.8*0.5P*H2	5°	10	
-SLD5-150-A5	HSK100A	200	150	121	29	7	7	6	20	100	5	13	32.5	M4*2.8*0.5P*H2	5°	10	
-200-A5	HSK100A	250	200	171	29	7	7	6	20	100	5	13	41	M4*2.8*0.5P*H2	5°	10	
-250-A5	HSK100A	300	250	221	29	7	7	6	20	100	5	13	50	M4*2.8*0.5P*H2	5°	10	
-300-A5	HSK100A	350	300	271	29	7	7	6	20	100	5	13	58.5	M4*2.8*0.5P*H2	5°	10	
-SLD6-150-A5	HSK100A	200	150	121	29	8	8	6	22	100	6	14	33.5	M5*4*0.5P*H2.5	5°	10	
-200-A5	HSK100A	250	200	171	29	8	8	6	22	100	6	14	42	M5*4*0.5P*H2.5	5°	10	
-250-A5	HSK100A	300	250	221	29	8	8	6	22	100	6	14	51	M5*4*0.5P*H2.5	5°	10	
-300-A5	HSK100A	350	300	271	29	8	8	6	22	100	6	14	59.5	M5*4*0.5P*H2.5	5°	10	
-SLD8-150-A5	HSK100A	200	150	121	29	10	10	7	27	100	8	16	35.5	M5*4*0.5P*H2.5	5°	10	
-200-A5	HSK100A	250	200	171	29	10	10	7	27	100	8	16	44	M5*4*0.5P*H2.5	5°	10	
-250-A5	HSK100A	300	250	221	29	10	10	7	27	100	8	16	53	M5*4*0.5P*H2.5	5°	10	
-300-A5	HSK100A	350	300	271	29	10	10	7	27	100	8	16	61.5	M5*4*0.5P*H2.5	5°	10	
-SLD10-150-A5	HSK100A	200	150	121	29	10	10	10	35	100	10	18	37.5	M5*4*0.5P*H2.5	5°	10	
-200-A5	HSK100A	250	200	171	29	10	10	10	35	100	10	18	46	M5*4*0.5P*H2.5	5°	10	
-250-A5	HSK100A	300	250	221	29	10	10	10	35	100	10	18	55	M5*4*0.5P*H2.5	5°	10	
-300-A5	HSK100A	350	300	271	29	10	10	10	35	100	10	18	63.5	M5*4*0.5P*H2.5	5°	10	
-SLD12-150-A5	HSK100A	200	150	121	29	10	10	10	45	100	12	22	41.5	M6*5*0.75P*H3	5°	10	
-200-A5	HSK100A	250	200	171	29	10	10	10	45	100	12	22	50	M6*5*0.75P*H3	5°	10	
-250-A5	HSK100A	300	250	221	29	10	10	10	45	100	12	22	59	M6*5*0.75P*H3	5°	10	
-300-A5	HSK100A	350	300	271	29	10	10	10	45	100	12	22	67.5	M6*5*0.75P*H3	5°	10	
-SLD16-150-A5	HSK100A	200	150	121	29	12	12	10	50	100	16	26	45.5	M8*5*0.75P*L4	5°	10	
-200-A5	HSK100A	250	200	171	29	12	12	10	50	100	16	26	54	M8*5*0.75P*L4	5°	10	
-250-A5	HSK100A	300	250	221	29	12	12	10	50	100	16	26	63	M8*5*0.75P*L4	5°	10	
-300-A5	HSK100A	350	300	271	29	12	12	10	50	100	16	26	71.5	M8*5*0.75P*L4	5°	10	
-SLD20-150-A5	HSK100A	200	150	121	29	12	12	10	55	100	20	30	49.5	M8*5*0.75P*L4	5°	10	
-200-A5	HSK100A	250	200	171	29	12	12	10	55	100	20	30	58	M8*5*0.75P*L4	5°	10	
-250-A5	HSK100A	300	250	221	29	12	12	10	55	100	20	30	67	M8*5*0.75P*L4	5°	10	
-300-A5	HSK100A	350	300	271	29	12	12	10	55	100	20	30	75.5	M8*5*0.75P*L4	5°	10	

规格说明:



备注: 梅花扳手“T”, 六角扳手“H”  
六角扳手: 更大的锁紧力 (需注意控制尺寸)  
梅花扳手: 使用更方便

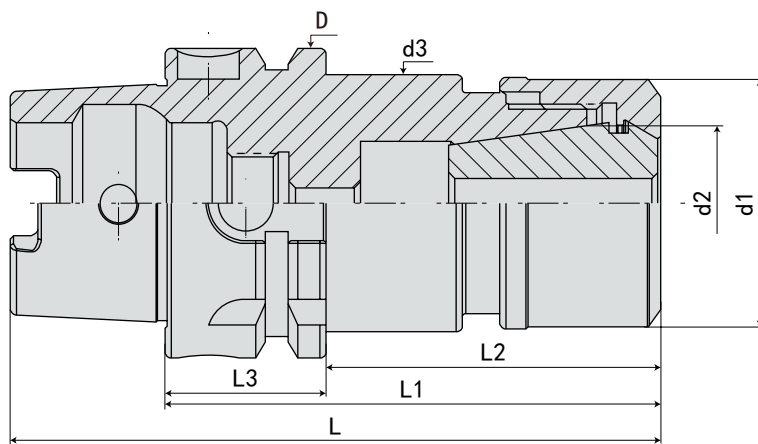
SLD 侧固式刀柄延长杆专用螺丝:

SLD side fixed extension rod special screw

规格 Model	使用孔径 D Using aperture
M3.5 x 3 x P0.35 x T6	D3
M4 x 2.8 x P0.5 x T8	D4
M4 x 4 x P0.5 x T8	D4
M5 x 3.5 x P0.5 x T10	D6
M5 x 5 x P0.5 x T10	D6 D8 D10
M6 x 4 x P0.75 x T15	D12
M6 x 6 x P0.75 x T15	D12
M8 x 5 x P0.75 x L4	D16 D20
M4 x 2.8 x P0.5 x H2	D4
M5 x 4 x P0.5 x H2.5	D6 D8 D10
M6 x 4 x P0.75 x H3	D12
M6 x 5 x P0.75 x H3	D12

·HSK32A-GER 筒夹刀柄

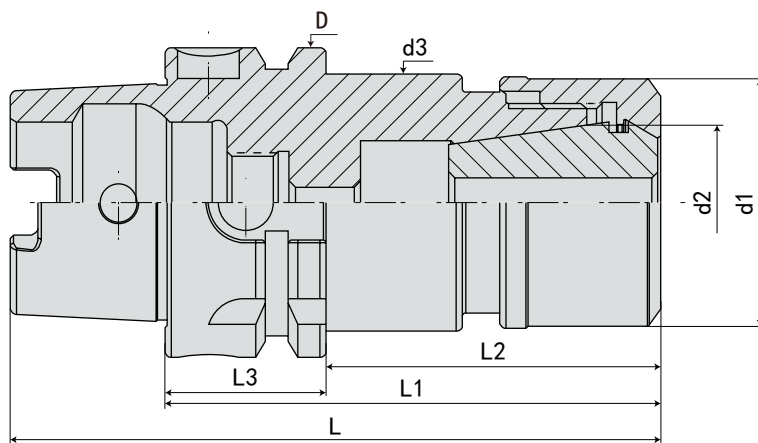
HSK32A-GER COLLET CHUCK



规格 Model	柄部 Handle	L	L1	L2	L3	D	d1	d2	d3	T	重量 KGS
HSK32A-GER11-45	HSK32A	60	45	25	20	32	19.5	11	19	M8*1.0P	
-60	HSK32A	76	60	40	20	32	19.5	11	19	M8*1.0P	
-GER16-80	HSK32A	96	80	60	20	32	27.1	16	28	M10*1.0P	
-GER20-80	HSK32A	96	80	60	20	32	33	16	34	M13*1.0P	

·HSK40A-GER 筒夹刀柄

HSK40A-GER COLLET CHUCK



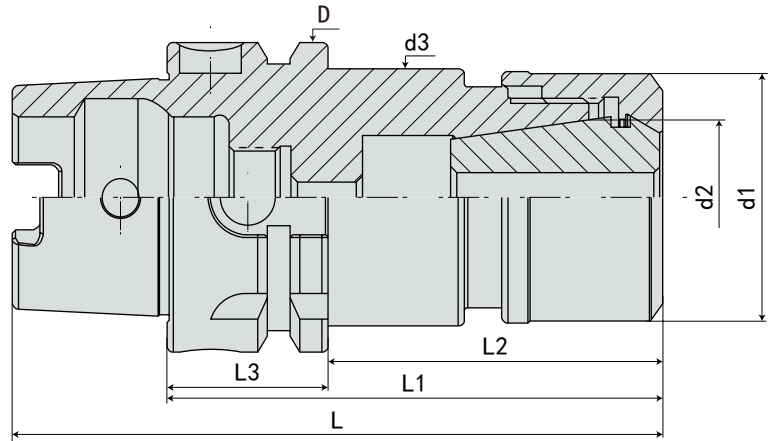
规格 Model	柄部 Handle	L	L1	L2	L3	D	d1	d2	d3	T	重量 KGS
HSK40A-GER16-80	HSK40A	100	80	60	20	40	27.1	16	28	M10*1.0P	
-GER20-80	HSK40A	100	80	61	20	40	33	20	34	M13*1.0P	
-GER25-80	HSK40A	100	80	62	20	40	40	25	42	M18*1.5P	
-GER32-80	HSK40A	100	80	63	20	40	50	32	50	M22*1.5P	

规格说明:



·HSK50A-GER 筒夹刀柄

HSK50A-GER COLLET CHUCK



规格 Model	柄部 Handle	L	L1	L2	L3	D	d1	d2	d3	T	重量 KGS
HSK50A-GER16- 80	HSK50A	105	80	54	26	50	27.1	16	28	M10*1.0P	0.4
-100	HSK50A	125	100	74	26	50	27.1	16	28	M10*1.0P	
-GER20- 80	HSK50A	105	80	54	26	50	33	20	34	M13*1.0P	
-100	HSK50A	125	100	74	26	50	33	20	34	M13*1.0P	
-GER25- 80	HSK50A	105	80	54	26	50	40	25	42	M18*1.5P	
-100	HSK50A	125	100	74	26	50	40	25	42	M18*1.5P	
-GER32- 80	HSK50A	105	80	54	26	50	50	32	50	M22*1.5P	
-100	HSK50A	125	100	74	26	50	50	32	50	M22*1.5P	

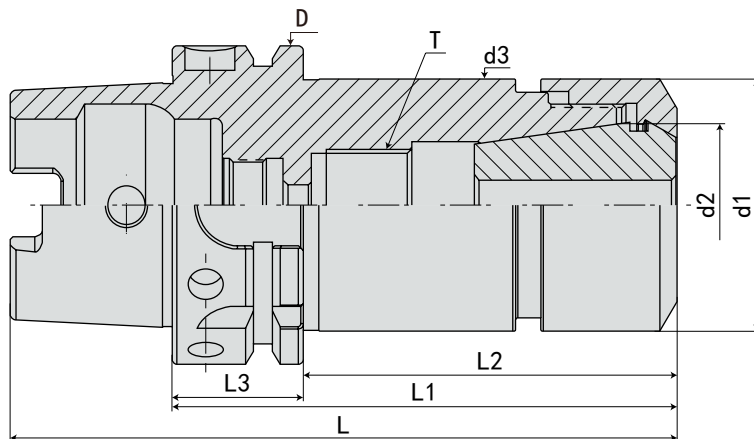
规格说明:

HSK50A - GER - 16 - 80

- 锥柄形式 Taper size
- 筒夹种类 Collect type GER
- 筒夹型号 Collect model
- L1 长度 Length (L1)

**·HSK63A-GER 筒夹刀柄**

## HSK63A-GER COLLET CHUCK



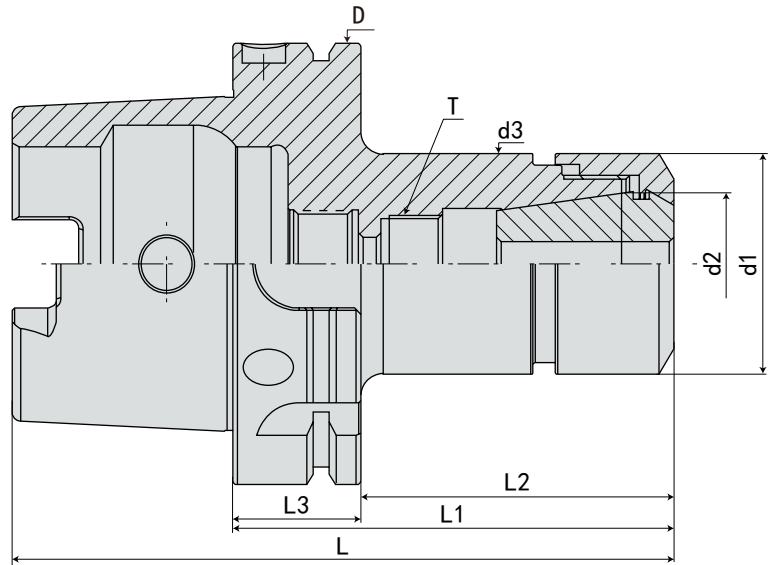
规格 Model	柄部 Handle	L	L1	L2	L3	D	d1	d2	d3	T	重量 KGS
<b>HSK63A-GER16- 75</b>	HSK63A	107	75	49	26	63	30.5	16	30	M10*1.0P	0.9
-100	HSK63A	132	100	74	26	63	30.5	16	30	M10*1.0P	1.1
-125	HSK63A	157	125	99	26	63	30.5	16	30	M10*1.0P	
-160	HSK63A	192	160	134	26	63	30.5	16	30	M10*1.0P	1.4
-200	HSK63A	232	200	174	26	63	30.5	16	30	M10*1.0P	
<b>-GER20- 75</b>	HSK63A	107	75	49	26	63	36	20	36	M13*1.0P	1
-100	HSK63A	132	100	74	26	63	36	20	36	M13*1.0P	1.2
-125	HSK63A	157	125	99	26	63	36	20	36	M13*1.0P	
-160	HSK63A	192	160	134	26	63	36	20	36	M13*1.0P	
-200	HSK63A	232	200	174	26	63	36	20	36	M13*1.0P	
<b>-GER25- 75</b>	HSK63A	107	75	49	26	63	41	25	41	M18*1.5P	
-100	HSK63A	132	100	74	26	63	41	25	41	M18*1.5P	
-125	HSK63A	157	125	99	26	63	41	25	41	M18*1.5P	
-160	HSK63A	192	160	134	26	63	41	25	41	M18*1.5P	
-200	HSK63A	232	200	174	26	63	41	25	41	M18*1.5P	
<b>-GER32-100</b>	HSK63A	132	100	74	26	63	50	32	50	M22*1.5P	
-125	HSK63A	157	125	99	26	63	50	32	50	M22*1.5P	
-160	HSK63A	192	160	134	26	63	50	32	50	M22*1.5P	
-200	HSK63A	232	200	174	26	63	50	32	50	M22*1.5P	

## 规格说明:



·HSK80A-GER 筒夹刀柄

HSK80A-GER COLLET CHUCK



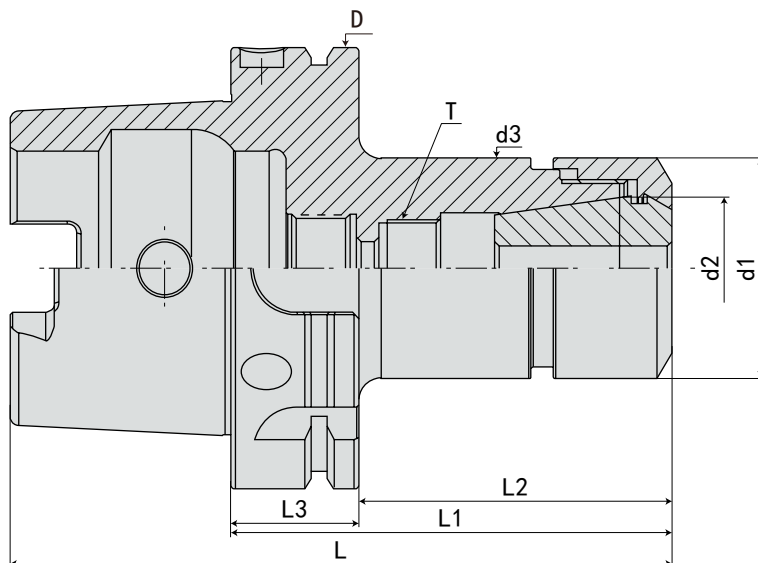
规格 Model	柄部 Handle	L	L1	L2	L3	D	d1	d2	d3	T	重量 KGS
HSK80A-GER16-100	HSK80A	140	100	74	26	80	27.1	16	28	M10*1.0P	
-GER20-100	HSK80A	140	100	74	26	80	33	20	34	M13*1.0P	
-GER25-100	HSK80A	140	100	74	26	80	40	25	42	M18*1.5P	
-GER32-100	HSK80A	140	100	74	26	80	50	32	50	M22*1.5P	

规格说明:



**·HSK100A-GER 筒夹刀柄**

## HSK100A-GER COLLET CHUCK



规格 Model	柄部 Handle	L	L1	L2	L3	D	d1	d2	d3	T	重量 KGS
<b>HSK100A-GER16-100</b>	HSK100A	150	100	71	29	100	30.5	16	30	M10*1.0P	
-125	HSK100A	175	125	96	29	100	30.5	16	30	M10*1.0P	
-160	HSK100A	210	160	131	29	100	30.5	16	30	M10*1.0P	
-200	HSK100A	250	200	171	29	100	30.5	16	30	M10*1.0P	
<b>-GER20-100</b>	HSK100A	150	100	71	29	100	36	20	36	M13*1.0P	
-125	HSK100A	175	125	96	29	100	36	20	36	M13*1.0P	
-160	HSK100A	210	160	131	29	100	36	20	36	M13*1.0P	
-200	HSK100A	250	200	171	29	100	36	20	36	M13*1.0P	
<b>-GER25-100</b>	HSK100A	150	100	71	29	100	41	25	41	M18*1.5P	
-125	HSK100A	175	125	96	29	100	41	25	41	M18*1.5P	
-160	HSK100A	210	160	131	29	100	41	25	41	M18*1.5P	
-200	HSK100A	250	200	171	29	100	41	25	41	M18*1.5P	
<b>-GER32-100</b>	HSK100A	150	100	71	29	100	50	32	50	M22*1.5P	
-125	HSK100A	175	125	96	29	100	50	32	50	M22*1.5P	
-160	HSK100A	210	160	131	29	100	50	32	50	M22*1.5P	
-200	HSK100A	250	200	171	29	100	50	32	50	M22*1.5P	

规格说明:

**HSK100A - GER - 16 - 100**

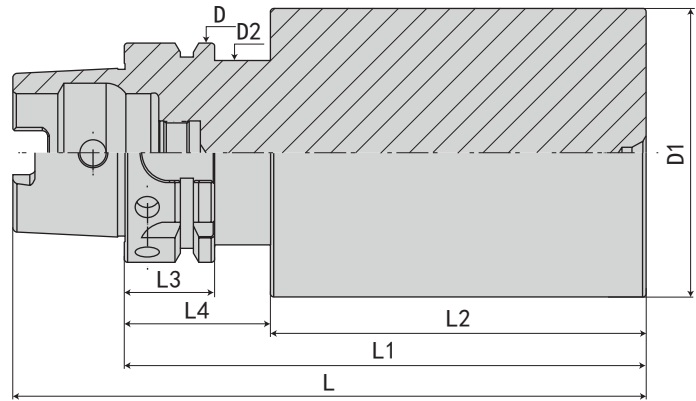
- L1 长度 Length (L1)
- 筒夹型号 Collect model
- 筒夹种类 Collect type GER
- 锥柄形式 Taper size

**B**  
 HSK SHANK SYSTEMS  
 HSK 刀柄系列



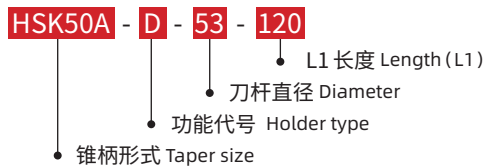
·HSK50A- 基础柄刀柄

HSK50A BASIC SHANK



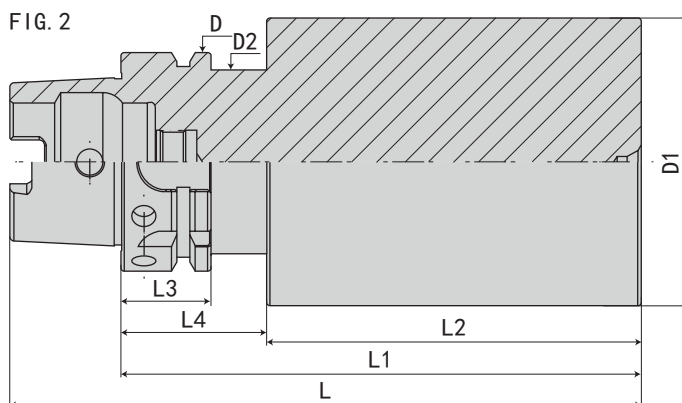
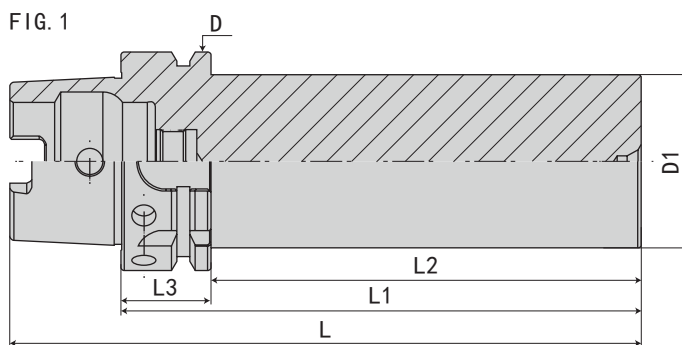
规格 Model	柄部 Handle	L	L1	L2	L3	L4	D	D1	D2	重量 KGS
<b>HSK50A- D53-120</b>	HSK50A	145	120	78	26	42	50	53	42	
-160	HSK50A	185	160	118	26	42	50	53	42	
-210	HSK50A	235	210	168	26	42	50	53	42	
-250	HSK50A	275	250	208	26	42	50	53	42	
- <b>D63-120</b>	HSK50A	145	120	78	26	42	50	63	42	
-160	HSK50A	185	160	118	26	42	50	63	42	
-210	HSK50A	235	210	168	26	42	50	63	42	
-250	HSK50A	275	250	208	26	42	50	63	42	
- <b>D83-125</b>	HSK50A	150	125	83	26	42	50	83	42	
-150	HSK50A	175	150	108	26	42	50	83	42	
-175	HSK50A	200	175	133	26	42	50	83	42	
-200	HSK50A	225	200	158	26	42	50	83	42	
- <b>D102-125</b>	HSK50A	150	125	83	26	42	50	102	42	
-150	HSK50A	175	150	108	26	42	50	102	42	
- <b>D125-125</b>	HSK50A	150	125	83	26	42	50	125	42	

规格说明:



**·HSK63A- 基础柄刀柄**

## HSK63A BASIC SHANK

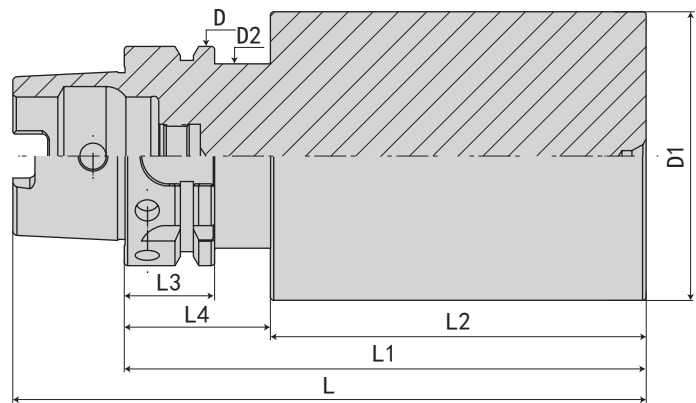


规格 Model	柄部 Handle	L	L1	L2	L3	L4	D	D1	D2	FIG	重量 KGS
<b>HSK63A-D50-100</b>	HSK63A	132	100	74	26	-	63	50	-	1	
-125	HSK63A	157	125	99	26	-	63	50	-	1	
-150	HSK63A	182	150	124	26	-	63	50	-	1	
-175	HSK63A	207	175	149	26	-	63	50	-	1	
-200	HSK63A	232	200	174	26	-	63	50	-	1	
-225	HSK63A	257	225	199	26	-	63	50	-	1	
-250	HSK63A	282	250	224	26	-	63	50	-	1	
-275	HSK63A	307	275	249	26	-	63	50	-	1	
-300	HSK63A	332	300	274	26	-	63	50	-	1	
<b>-D63-100</b>	HSK63A	132	100	58	26	42	63	63	53	2	
-125	HSK63A	157	125	83	26	42	63	63	53	2	
-150	HSK63A	182	150	108	26	42	63	63	53	2	
-175	HSK63A	207	175	133	26	42	63	63	53	2	
-200	HSK63A	232	200	158	26	42	63	63	53	2	
-225	HSK63A	257	225	183	26	42	63	63	53	2	
-250	HSK63A	282	250	208	26	42	63	63	53	2	
-275	HSK63A	307	275	233	26	42	63	63	53	2	
-300	HSK63A	332	300	258	26	42	63	63	53	2	
-330	HSK63A	362	330	288	26	42	63	63	53	2	
-360	HSK63A	392	360	318	26	42	63	63	53	2	
-400	HSK63A	432	400	358	26	42	63	63	53	2	
<b>-D83-100</b>	HSK63A	132	100	58	26	42	63	83	53	2	
-125	HSK63A	157	125	83	26	42	63	83	53	2	
-150	HSK63A	182	150	108	26	42	63	83	53	2	
-175	HSK63A	207	175	133	26	42	63	83	53	2	
-200	HSK63A	232	200	158	26	42	63	83	53	2	
-225	HSK63A	257	225	183	26	42	63	83	53	2	
-250	HSK63A	282	250	208	26	42	63	83	53	2	
-275	HSK63A	307	275	233	26	42	63	83	53	2	
-300	HSK63A	332	300	258	26	42	63	83	53	2	
-330	HSK63A	362	330	288	26	42	63	83	53	2	

 B  
 HSK SHANK SYSTEMS  
 HSK 刀柄系列

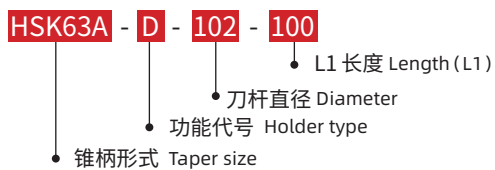
·HSK63A- 基础柄刀柄

HSK63A BASIC SHANK



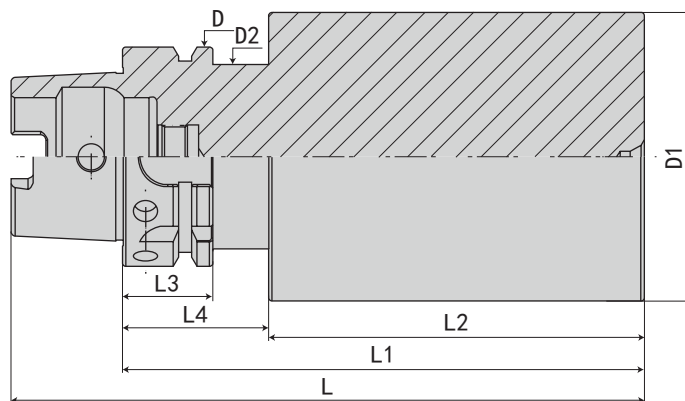
规格 Model	柄部 Handle	L	L1	L2	L3	L4	D	D1	D2	重量 KGS
<b>HSK63A-D102-100</b>	HSK63A	132	100	58	26	42	63	102	53	
-125	HSK63A	157	125	83	26	42	63	102	53	
-150	HSK63A	182	150	108	26	42	63	102	53	
-175	HSK63A	207	175	133	26	42	63	102	53	
-200	HSK63A	232	200	158	26	42	63	102	53	
-225	HSK63A	257	225	183	26	42	63	102	53	
-250	HSK63A	282	250	208	26	42	63	102	53	
-275	HSK63A	307	275	233	26	42	63	102	53	
-300	HSK63A	332	300	258	26	42	63	102	53	
<b>-D127-100</b>	HSK63A	132	100	58	26	42	63	127	53	
-125	HSK63A	157	125	83	26	42	63	127	53	
-150	HSK63A	182	150	108	26	42	63	127	53	
-175	HSK63A	207	175	133	26	42	63	127	53	
-200	HSK63A	232	200	158	26	42	63	127	53	
-225	HSK63A	257	225	183	26	42	63	127	53	
-250	HSK63A	282	250	208	26	42	63	127	53	
<b>-D157-100</b>	HSK63A	132	100	58	26	42	63	157	53	
-125	HSK63A	157	125	83	26	42	63	157	53	
-150	HSK63A	182	150	108	26	42	63	157	53	
-175	HSK63A	207	175	133	26	42	63	157	53	
-200	HSK63A	232	200	158	26	42	63	157	53	
-225	HSK63A	257	225	183	26	42	63	157	53	

规格说明:



**·HSK80A- 基础柄刀柄**

## HSK80A BASIC SHANK



规格 Model	柄部 Handle	L	L1	L2	L3	L4	D	D1	D2	重量 KGS
<b>HSK80A- D80-150</b>	HSK80A	190	150	108	26	42	80	80	67	
<b>-200</b>	HSK80A	240	200	158	26	42	80	80	67	
<b>-250</b>	HSK80A	290	250	208	26	42	80	80	67	
<b>-D102-250</b>	HSK80A	290	250	208	26	42	80	102	67	

## 规格说明:

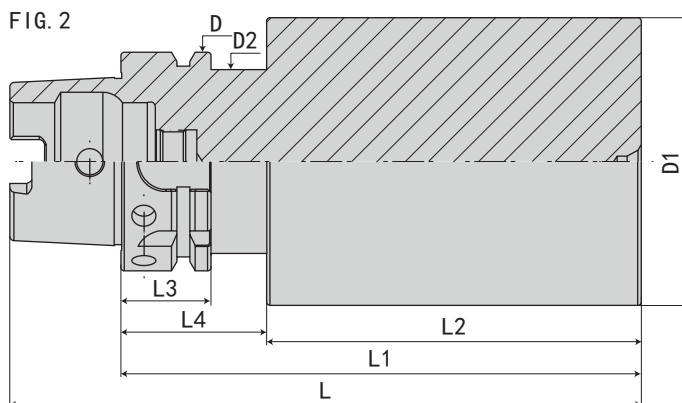
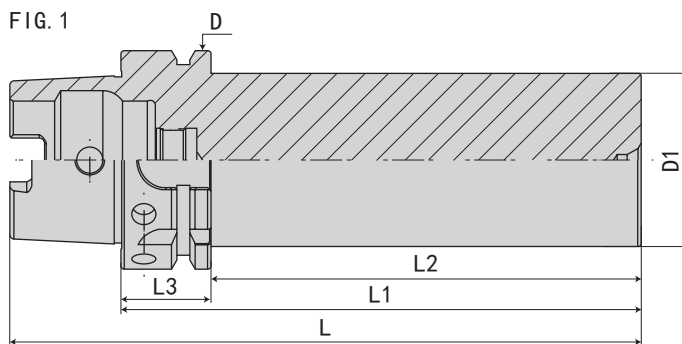
**HSK80A - D - 80 - 150**

- L1 长度 Length (L1)
- 刀杆直径 Diameter
- 功能代号 Holder type
- 锥柄形式 Taper size

·HSK100A- 基础柄刀柄

HSK100A BASIC SHANK

B  
HSK 刀柄系列  
HSK SHANK SYSTEMS



规格 Model	柄部 Handle	L	L1	L2	L3	L4	D	D1	D2	FIG	重量 KGS
<b>HSK100A- D80-100</b>	HSK100A	150	100	71	29	-	100	80	-	1	
-125	HSK100A	175	125	96	29	-	100	80	-	1	
-150	HSK100A	200	150	121	29	-	100	80	-	1	
-175	HSK100A	225	175	146	29	-	100	80	-	1	
-200	HSK100A	250	200	171	29	-	100	80	-	1	
-225	HSK100A	275	225	196	29	-	100	80	-	1	
-250	HSK100A	300	250	221	29	-	100	80	-	1	
-275	HSK100A	325	275	246	29	-	100	80	-	1	
-300	HSK100A	350	300	271	29	-	100	80	-	1	
-330	HSK100A	380	330	301	29	-	100	80	-	1	
<b>-D102-100</b>	HSK100A	150	100	55	29	45	100	102	88	2	
-125	HSK100A	175	125	80	29	45	100	102	88	2	
-150	HSK100A	200	150	105	29	45	100	102	88	2	
-175	HSK100A	225	175	130	29	45	100	102	88	2	
-200	HSK100A	250	200	155	29	45	100	102	88	2	
-225	HSK100A	275	225	180	29	45	100	102	88	2	
-250	HSK100A	300	250	205	29	45	100	102	88	2	
-275	HSK100A	325	275	230	29	45	100	102	88	2	
-300	HSK100A	350	300	255	29	45	100	102	88	2	
-330	HSK100A	380	330	285	29	45	100	102	88	2	
-350	HSK100A	400	350	305	29	45	100	102	88	2	
-400	HSK100A	450	400	355	29	45	100	102	88	2	

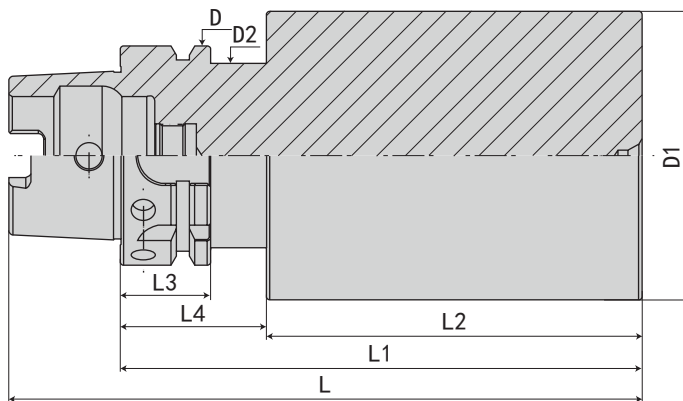
规格说明:

**HSK100A - D - 80 - 100**

- L1 长度 Length (L1)
- 刀杆直径 Diameter
- 功能代号 Holder type
- 锥柄形式 Taper size

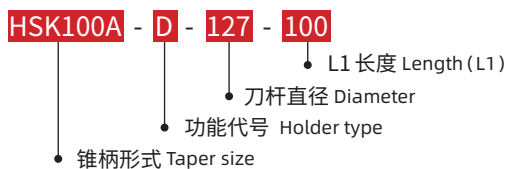
**·HSK100A- 基础柄刀柄**

## HSK100A BASIC SHANK



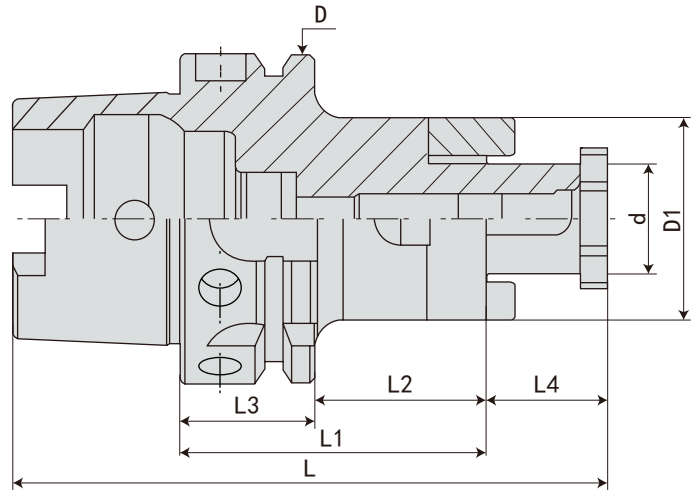
规格 Model	柄部 Handle	L	L1	L2	L3	L4	D	D1	D2	重量 KGS
<b>HSK100A-D127-100</b>	HSK100A	150	100	55	29	45	100	127	88	
-125	HSK100A	175	125	80	29	45	100	127	88	
-150	HSK100A	200	150	105	29	45	100	127	88	
-175	HSK100A	225	175	130	29	45	100	127	88	
-200	HSK100A	250	200	155	29	45	100	127	88	
-225	HSK100A	275	225	180	29	45	100	127	88	
-250	HSK100A	300	250	205	29	45	100	127	88	
-275	HSK100A	325	275	230	29	45	100	127	88	
-300	HSK100A	350	300	255	29	45	100	127	88	
-350	HSK100A	400	350	305	29	45	100	127	88	
<b>-D157-100</b>	HSK100A	150	100	55	29	45	100	157	88	
-125	HSK100A	175	125	80	29	45	100	157	88	
-150	HSK100A	200	150	105	29	45	100	157	88	
-175	HSK100A	225	175	130	29	45	100	157	88	
-200	HSK100A	250	200	155	29	45	100	157	88	
-225	HSK100A	275	225	180	29	45	100	157	88	
-250	HSK100A	300	250	205	29	45	100	157	88	
-275	HSK100A	325	275	230	29	45	100	157	88	
-300	HSK100A	350	300	255	29	45	100	157	88	

## 规格说明:



·HSK-SEMC 混合插入式铣刀柄

HSK-SEMC COMBI END MILL HOLDERS



规格 Model	柄部 Handle	L	L1	L2	L3	L4	D	D1	d	重量 KGS
HSK32A-SEMC16-55	HSK32A	71	55	35	20	17	32	32	16	
-SEMC22-55	HSK32A	71	55	35	20	19	32	40	22	
-SEMC27-65	HSK32A	81	65	45	20	21	32	48	27	
-SEMC32-65	HSK32A	81	65	45	20	24	32	58	32	
HSK40A-SEMC16-50	HSK40A	70	50	30	20	17	40	32	16	
-SEMC22-50	HSK40A	70	50	30	20	19	40	40	22	
-SEMC27-65	HSK40A	85	65	45	20	21	40	48	27	
-SEMC32-65	HSK40A	85	65	45	20	24	40	58	32	
HSK50A-SEMC16-50	HSK50A	75	50	24	26	17	50	32	16	
-SEMC22-50	HSK50A	75	50	24	26	19	50	40	22	
-SEMC27-65	HSK50A	90	65	39	26	21	50	48	27	
-SEMC32-65	HSK50A	90	65	39	26	24	50	58	32	
HSK63A-SEMC16-60	HSK63A	92	60	34	26	17	63	32	16	
-100	HSK63A	132	100	74	26	17	63	32	16	
-SEMC22-60	HSK63A	92	60	34	26	19	63	40	22	
-100	HSK63A	132	100	74	26	19	63	40	22	
-SEMC27-60	HSK63A	92	60	34	26	21	63	48	27	
-100	HSK63A	132	100	74	26	21	63	48	27	
-SEMC32-60	HSK63A	92	60	34	26	24	63	58	32	
-100	HSK63A	132	100	74	26	24	63	58	32	
-SEMC40-70	HSK63A	102	70	44	26	27	63	70	40	
-100	HSK63A	132	100	74	26	27	63	70	40	

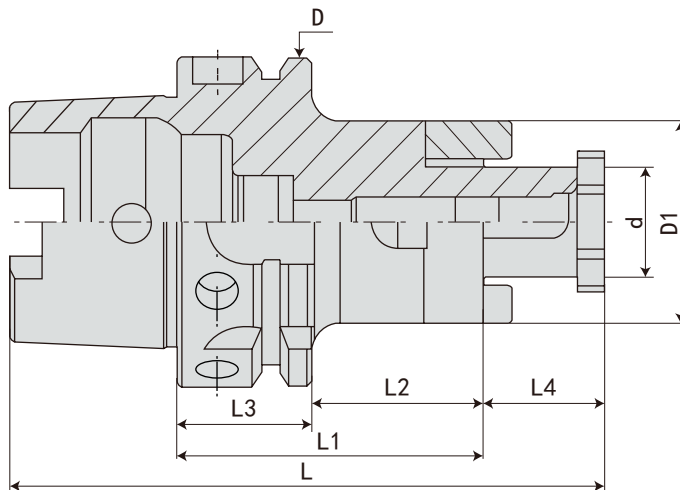
规格说明:





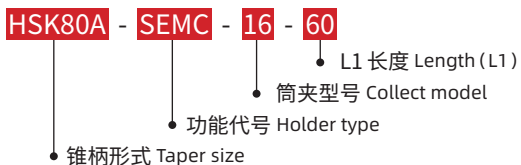
**·HSK-SEMC 混合插入式铣刀柄**

## HSK-SEMC COMBI END MILL HOLDERS



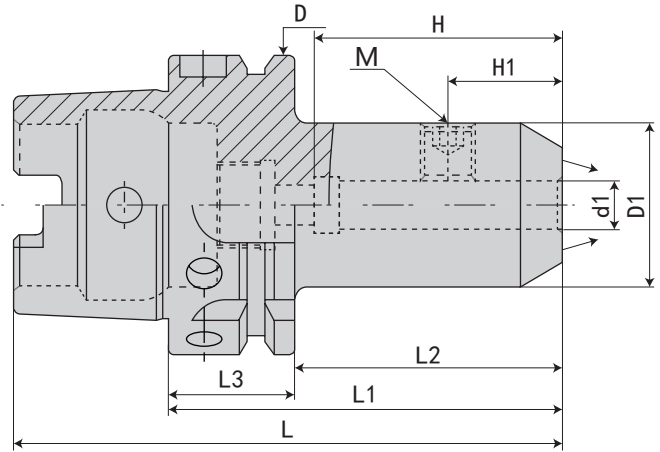
规格 Model	柄部 Handle	L	L1	L2	L3	L4	D	D1	d	重量 KGS
<b>HSK80A-SEMC16- 60</b>	HSK80A	100	60	34	26	17	80	32	16	
<b>-SEMC22- 60</b>	HSK80A	100	60	34	26	19	80	40	22	
<b>-SEMC27- 60</b>	HSK80A	100	60	34	26	21	80	48	27	
<b>-SEMC32- 60</b>	HSK80A	100	60	34	26	24	80	58	32	
<b>-SEMC40- 70</b>	HSK80A	110	70	44	26	27	80	70	40	
<b>HSK100A-SEMC16- 60</b>	HSK100A	110	60	31	29	17	100	32	16	
<b>-100</b>	HSK100A	150	100	71	29	17	100	32	16	
<b>-SEMC22- 60</b>	HSK100A	110	60	31	29	19	100	40	22	
<b>-100</b>	HSK100A	150	100	71	29	19	100	40	22	
<b>-SEMC27- 60</b>	HSK100A	110	60	31	29	21	100	48	27	
<b>-100</b>	HSK100A	150	100	71	29	22	100	49	28	
<b>-SEMC32- 60</b>	HSK100A	110	60	31	29	24	100	58	32	
<b>-100</b>	HSK100A	150	100	71	29	24	100	58	32	
<b>-SEMC40- 70</b>	HSK100A	120	70	41	29	27	100	70	40	
<b>-100</b>	HSK100A	150	100	71	29	27	100	70	40	

规格说明:


**B**  
 HSK SHANK SYSTEMS  
 HSK 刀柄系列

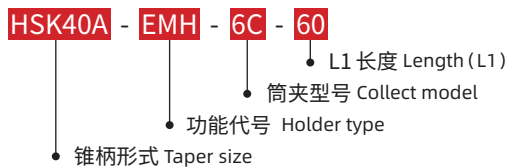
·HSK40/50A-EMH 喷射型侧固式刀柄

HSK40/50A-EMH JETTING END MILL HOLDER



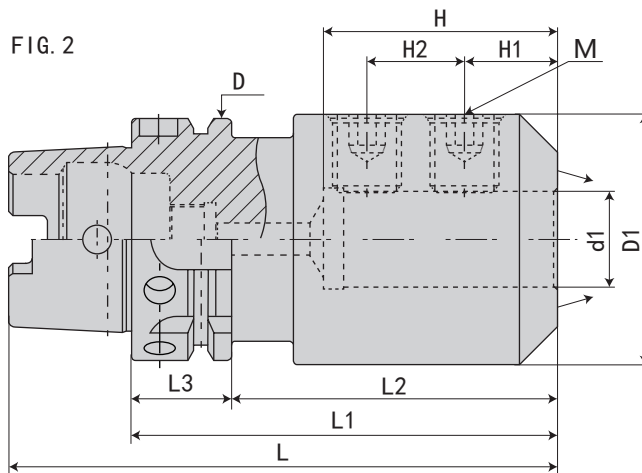
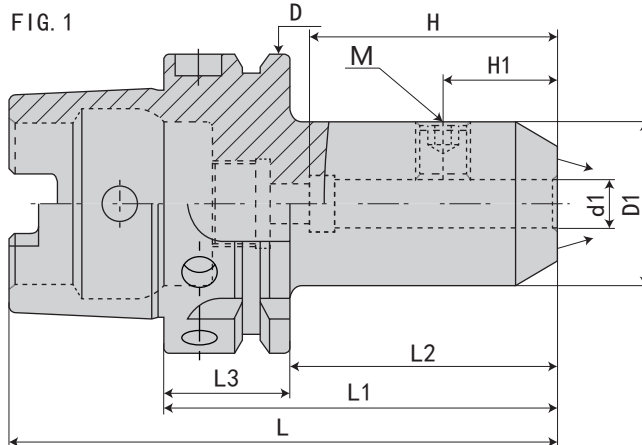
规格 Model	柄部 Handle	L	L1	L2	L3	D	D1	d1	H	H1	M	重量 KGS
<b>HSK40A- EMH6C-60</b>	HSK40A	80	60	40	20	40	25	6	35	18	M6*1.0P	0.3
- EMH8C-60	HSK40A	80	60	40	20	40	28	8	35	18	M8*1.25P	0.3
-EMH10C-60	HSK40A	80	60	40	20	40	35	10	35.5	20	M10*1.5P	0.3
-EMH12C-70	HSK40A	90	70	50	20	40	42	12	36	22.5	M12*1.75P	0.4
-EMH14C-70	HSK40A	90	70	50	20	40	44	14	36	22.5	M12*1.75P	0.4
-EMH16C-80	HSK40A	100	80	60	20	40	48	16	46	24	M14	0.6
<b>HSK50A- EMH6C-65</b>	HSK50A	90	65	39	26	50	25	6	35	18	M6*1.0P	0.7
- EMH8C-65	HSK50A	90	65	39	26	50	28	8	35	18	M8*1.25P	0.8
-EMH10C-65	HSK50A	90	65	39	26	50	35	10	35.5	20	M10*1.5P	0.8
-EMH12C-80	HSK50A	105	80	54	26	50	42	12	36	22.5	M12*1.75P	1.2
-EMH14C-80	HSK50A	105	80	54	26	50	44	14	36	22.5	M12*1.75P	1.3
-EMH16C-80	HSK50A	105	80	54	26	50	48	16	46	24	M14	1.3
-EMH18C-80	HSK50A	105	80	54	26	50	50	18	46	24	M14	1.4
-EMH20C-80	HSK50A	105	80	54	26	50	52	20	48	25	M16*2.0P	1.5

规格说明:



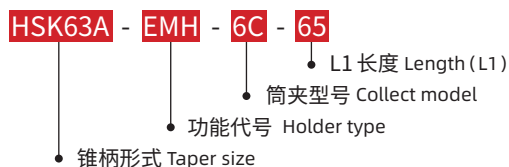
·HSK63/100A-EMH 喷射型侧固式刀柄

HSK63/100A-EMH SPRAY NOZZLE TYPE END MILL HOLDER



规格 Model	柄部 Handle	L	L1	L2	L3	D	D1	d1	H	H1	FIG	M	重量 KGS
HSK63A- EMH6C- 65	HSK63A	97	65	39	26	63	25	6	35	18	1	M6*1.0P	0.8
- EMH8C- 65	HSK63A	97	65	39	26	63	28	8	35	18	1	M8*1.25P	0.8
-EMH10C- 65	HSK63A	97	65	39	26	63	35	10	35.5	20	1	M10*1.5P	0.9
-EMH12C- 80	HSK63A	112	80	54	26	63	42	12	36	22.5	1	M12*1.75P	1.1
-EMH14C- 80	HSK63A	112	80	54	26	63	44	14	36	22.5	1	M12*1.75P	1.2
-EMH16C- 80	HSK63A	112	80	54	26	63	48	16	46	24	1	M14*2.0P	1.3
-EMH18C- 80	HSK63A	112	80	54	26	63	50	18	46	24	1	M14*2.0P	1.4
-EMH20C- 80	HSK63A	112	80	54	26	63	52	20	48	25	1	M16*2.0P	1.5
-EMH25C-110	HSK63A	142	110	84	26	63	65	25	55	25	2	M18*2.5P	2.3
-EMH32C-110	HSK63A	142	110	84	26	63	72	32	57	28	2	M20*2.5P	2.6
HSK100A- EMH6C- 80	HSK100A	130	80	51	29	100	25	6	35	18	1	M6*1.0P	2.15
- EMH8C- 80	HSK100A	130	80	51	29	100	28	8	35	18	1	M8*1.25P	2.2
-EMH10C- 80	HSK100A	130	80	51	29	100	35	10	35.5	20	1	M10*1.5P	2.35
-EMH12C- 80	HSK100A	130	80	51	29	100	42	12	36	22.5	1	M12*1.75P	2.45
-EMH14C- 80	HSK100A	130	80	51	29	100	44	14	36	22.5	1	M12*1.75P	2.65
-EMH16C-100	HSK100A	150	100	71	29	100	48	16	46	24	1	M14*2.0P	2.85
-EMH18C-100	HSK100A	150	100	71	29	100	50	18	46	24	1	M14*2.0P	2.9
-EMH20C-100	HSK100A	150	100	71	29	100	52	20	48	25	1	M16*2.0P	2.95
-EMH25C-100	HSK100A	150	100	71	29	100	65	25	55	25	2	M18*2.5P	3.45
-EMH32C-100	HSK100A	150	100	71	29	100	72	32	57	28	2	M20*2.5P	3.65
-EMH40C-120	HSK100A	170	120	91	29	100	90	40	68	32	2	M20*2.5P	5.5

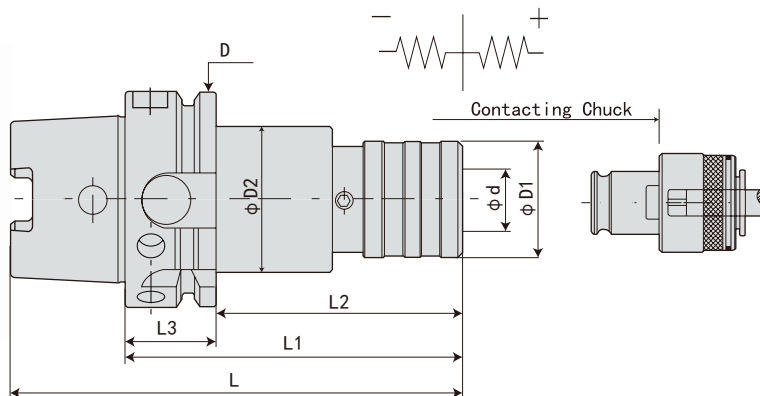
规格说明:



B  
HSK SHANK SYSTEMS  
HSK 刀柄系列

·HSK-TC 伸缩扭力攻丝刀柄

HSK-TC TAPPING CHUCK WITH LENGTH COMPENSATION



规格 Model	柄部 Handle	攻牙范围 Gripl range	L	L1	L2	L3	D	D1	D2	d	夹头名称 Collet name	重量 KGS
HSK32A-TC12- 80	HSK32A	M3-M12	96	80	60	20	32	39		19	TC312	
HSK40A-TC12- 80	HSK40A	M3-M12	100	80	60	20	40	39		19	TC312	
-TC20-103	HSK40A	M8-M20	123	103	83	20	40	55		31	TC820	
HSK50A-TC12- 72	HSK50A	M3-M12	97	72	46	26	50	39		19	TC312	
-TC20-110	HSK50A	M8-M20	135	110	84	26	50	55		31	TC820	
HSK63A-TC12-102	HSK63A	M3-M12	134	102	76	26	63	39		19	TC312	
-TC20-140	HSK63A	M8-M20	172	140	114	26	63	55		31	TC820	
HSK80A-TC12- 72	HSK80A	M3-M12	112	72	46	26	80	39		19	TC312	
-TC20- 95	HSK80A	M8-M20	135	95	69	26	80	55		31	TC820	
-TC33-141	HSK80A	M14-M33	181	141	115	26	80	79		48	TC1433	
HSK100A-TC12-112	HSK100A	M3-M12	162	112	83	29	100	39		19	TC312	
-TC20-148	HSK100A	M8-M20	198	148	119	29	100	55		31	TC820	
-TC33-144	HSK100A	M14-M33	194	144	115	29	100	79		48	TC1433	

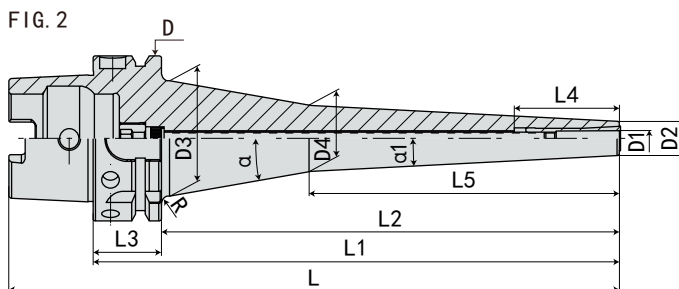
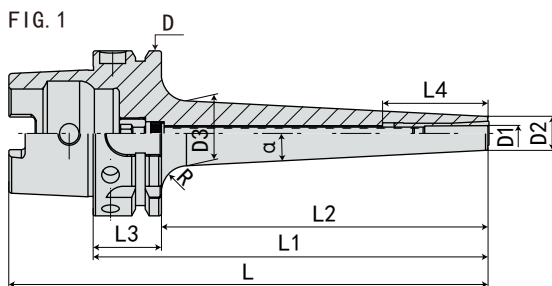
规格说明:

HSK32A - TC - 12 - 80

- L1 长度 Length (L1)
- 攻牙范围 Collect model
- 功能代号 Holder type
- 锥柄形式 Taper size

# ·HSK63A-DC 后拉式刀柄

## HSK63A-DC BACK LOCKING COLLET HOLDER



规格 Model	柄部 Handle	L	L1	L2	L3	L4	L5	D	D1	D2	D3	D4	$\alpha$	$\alpha_1$	R	FIG	夹持范围 Range	重量 KGS
<b>HSK63A- DC6-100</b>	HSK63A	132	100	74	26			63	13	20			3°		10	2	2-6mm	
-120	HSK63A	152	120	94	26			63	13	22			3°		10	2	2-6mm	
-150	HSK63A	182	150	124	26			63	13	25			3°		10	2	2-6mm	
-200	HSK63A	232	200	174	26			63										
<b>- DC8-100</b>	HSK63A	132	100	74	26			63	15	22			3°		10	2		
-120	HSK63A	152	120	94	26			63	15	24			3°		10	2		
-150	HSK63A	182	150	124	26			63	15	27			3°		10	2		
-200	HSK63A	232	200	174	26			63										
<b>-DC10-100</b>	HSK63A	132	100	74	26			63	22	29			3°		10	2		
-120	HSK63A	152	120	94	26			63	22	31			3°		10	2		
-150	HSK63A	182	150	124	26			63	22	34			3°		10	2		
-200	HSK63A	232	200	174	26			63										
<b>-DC12-100</b>	HSK63A	132	100	74	26			63	30	36.5			3°		10	2		
-120	HSK63A	152	120	94	26			63	30	39			3°		10	2		
-150	HSK63A	182	150	124	26			63	30	42			3°		10	2		
-200	HSK63A	232	200	174	26			63										

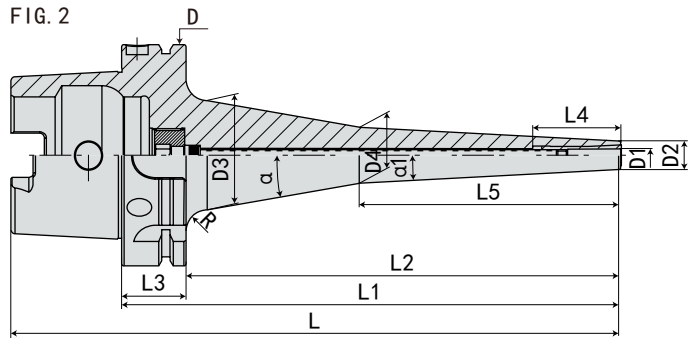
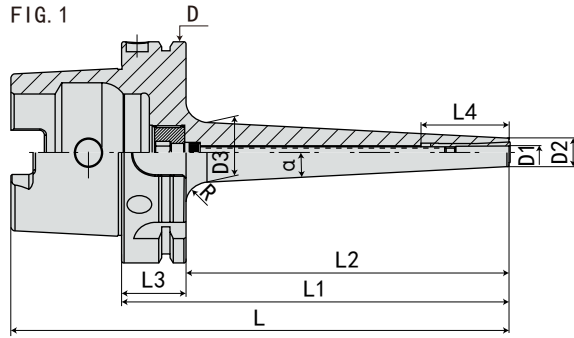
规格说明:



B  
 HSK SHANK SYSTEMS  
 HSK 刀柄系列

·HSK100A-DC 后拉式刀柄

HSK100A-DC BACK LOCKING COLLET HOLDER



规格 Model	柄部 Handle	L	L1	L2	L3	L4	L5	D	D1	D2	D3	D4	$\alpha$	$\alpha 1$	R	FIG	夹持范围 Range	重量 KGS
<b>HSK100A- DC6-115</b>	HSK100A	165	115	86	29			100	13	21			3°		10	2		
-150	HSK100A	200	150	121	29			100	13	24.5			3°		10	2		
-200	HSK100A	250	200	171	29			100										
- DC8-115	HSK100A	165	115	86	29			100	15	23			3°		10	2		
-150	HSK100A	200	150	121	29			100	15	26.5			3°		10	2		
-200	HSK100A	250	200	171	29			100										
-DC10-115	HSK100A	165	115	86	29			100	22	30			3°		10	2		
-150	HSK100A	200	150	121	29			100	22	33.5			3°		10	2		
-200	HSK100A	250	200	171	29			100										
-DC12-120	HSK100A	170	120	91	29			100	30	38.5			3°		10	2		
-150	HSK100A	200	150	121	29			100	30	41.5			3°		10	2		
-200	HSK100A	250	200	171	29			100										

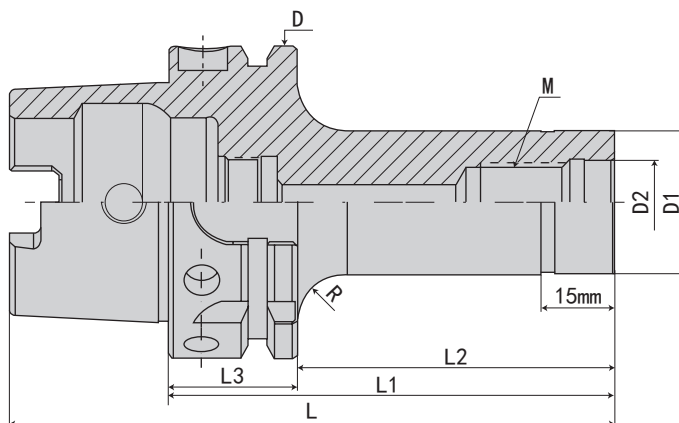
规格说明:

**HSK100A - DC - 6 - 115**

- L1 长度 Length (L1)
- 夹持范围 Collect model
- 功能代号 Holder type
- 锥柄形式 Taper size

·HSK50A-M 锁牙式刀柄 (直柄)

HSK50A-M THERADED CHUCK



规格 Model	柄部 Handle	L	L1	L2	L3	D	D1	D2	M	R	重量 KGS
HSK50A-M08-60	HSK50A	85	60	34	26	50	15.4	8.5	M8*1.25P	5	
-90	HSK50A	115	90	64	26	50	15.4	8.5	M8*1.25P	5	
-M10-60	HSK50A	85	60	34	26	50	19	10.5	M10*1.5P	5	
-90	HSK50A	115	90	64	26	50	19	10.5	M10*1.5P	5	
-M12-60	HSK50A	85	60	34	26	50	24	12.5	M12*1.75P	5	
-90	HSK50A	115	90	64	26	50	24	12.5	M12*1.75P	5	
-M16-60	HSK50A	85	60	34	26	50	29	17	M16*2.0P	5	
-90	HSK50A	115	90	64	26	50	29	17	M16*2.0P	5	

规格说明:

HSK50A - M - 08 - 60

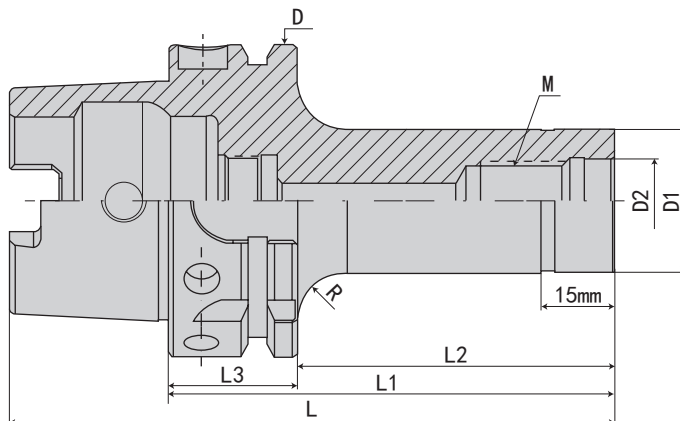
- L1 长度 Length (L1)
- 接口大小 Collect model
- 功能代号 Holder type
- 锥柄形式 Taper size

B  
HSK SHANK SYSTEMS  
HSK 刀柄系列



·HSK63A-M 锁牙式刀柄 (直柄)

HSK63A-M THERADED CHUCK



规格 Model	柄部 Handle	L	L1	L2	L3	D	D1	D2	M	R	重量 KGS
HSK63A-M08-60	HSK63A	92	60	34	26	63	15.4	8.5	M8*1.25P	10	
-90	HSK63A	122	90	64	26	63	15.4	8.5	M8*1.25P	10	
-110	HSK63A	142	110	84	26	63	15.4	8.5	M8*1.25P	10	
-M10-60	HSK63A	92	60	34	26	63	19	10.5	M10*1.5P	10	
-90	HSK63A	122	90	64	26	63	19	10.5	M10*1.5P	10	
-110	HSK63A	142	110	84	26	63	19	10.5	M10*1.5P	10	
-M12-60	HSK63A	92	60	34	26	63	24	12.5	M12*1.75P	10	
-90	HSK63A	122	90	64	26	63	24	12.5	M12*1.75P	10	
-110	HSK63A	142	110	84	26	63	24	12.5	M12*1.75P	10	
-M16-60	HSK63A	92	60	34	26	63	29	17	M16*2.0P	10	
-90	HSK63A	122	90	64	26	63	29	17	M16*2.0P	10	
-110	HSK63A	142	110	84	26	63	29	17	M16*2.0P	10	1.2

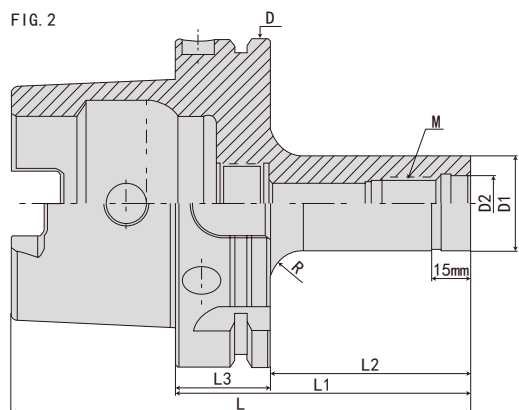
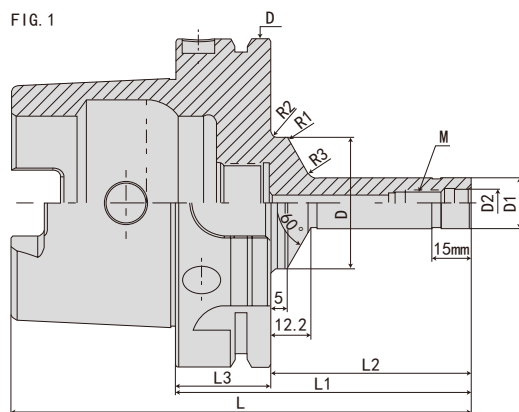
规格说明:

HSK63A - M - 08 - 60

- L1 长度 Length (L1)
- 接口大小 Collect model
- 功能代号 Holder type
- 锥柄形式 Taper size

# ·HSK100A-M 锁牙式刀柄（直柄）

## HSK100A-M THERADED CHUCK



规格 Model	柄部 Handle	L	L1	L2	L3	D	D1	D2	M	R	FIG	重量 KGS
<b>HSK100A-M08- 75</b>	HSK100A	125	75	46	29	100	15.4	8.5	M8*1.25P	10	1	2.4
- 90	HSK100A	140	90	61	29	100	15.4	8.5	M8*1.25P	10	1	2.4
-110	HSK100A	160	110	81	29	100	15.4	8.5	M8*1.25P	10	1	2.5
<b>-M10- 75</b>	HSK100A	125	75	46	29	100	19	10.5	M10*1.5P	10	1	2.4
- 90	HSK100A	140	90	61	29	100	19	10.5	M10*1.5P	10	1	2.5
-110	HSK100A	160	110	81	29	100	19	10.5	M10*1.5P	10	1	2.5
<b>-M12- 75</b>	HSK100A	125	75	46	29	100	24	12.5	M12*1.75P	10	1	2.3
- 90	HSK100A	140	90	61	29	100	24	12.5	M12*1.75P	10	1	2.6
-110	HSK100A	160	110	81	29	100	24	12.5	M12*1.75P	10	1	2.6
<b>-M16- 75</b>	HSK100A	125	75	46	29	100	29	17	M16*2.0P	10	2	2.3
- 90	HSK100A	140	90	61	29	100	29	17	M16*2.0P	10	2	2.4
-110	HSK100A	160	110	81	29	100	29	17	M16*2.0P	10	2	2.5

规格说明:

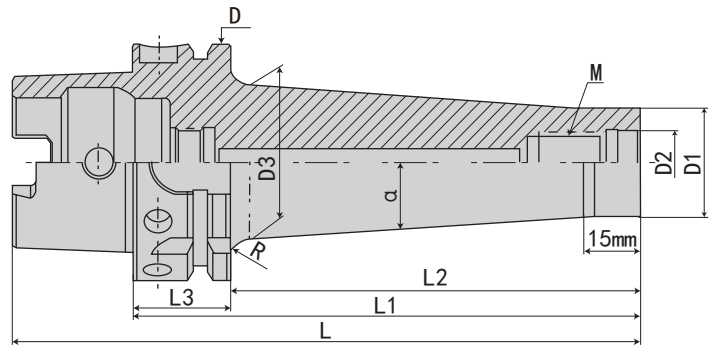
**HSK100A - M - 08 - 75**

- L1 长度 Length (L1)
- 接口大小 Collect model
- 功能代号 Holder type
- 锥柄形式 Taper size

**B**  
 HSK SHANK SYSTEMS  
 HSK 刀柄系列

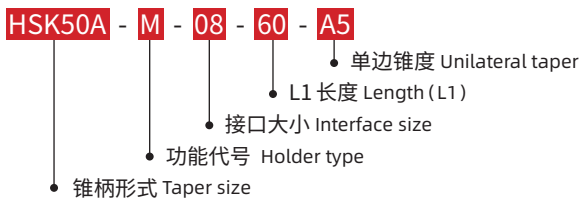
·HSK50A-M 锁牙式刀柄 (斜柄)

HSK50A-M THERADED CHUCK



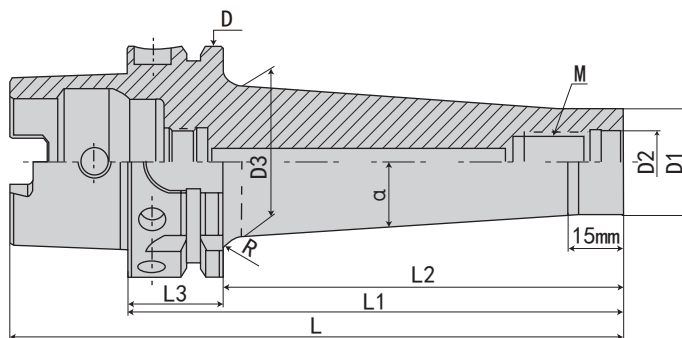
规格 Model	柄部 Handle	L	L1	L2	L3	D	D1	D2	D3	M	$\alpha$	R	重量 KGS
HSK50A-M08-60-A5	HSK50A	85	60	34	26	50	15.4	8.5	18.5	M8*1.25P	5°	5	
-90-A5	HSK50A	115	90	64	26	50	15.4	8.5	23.5	M8*1.25P	5°	5	
-M10-60-A4	HSK50A	85	60	34	26	50	19	10.5	21.5	M10*1.5P	4°	5	
-90-A4	HSK50A	115	90	64	26	50	19	10.5	25.5	M10*1.5P	4°	5	
-M12-60-A4	HSK50A	85	60	34	26	50	24	12.5	26.5	M12*1.75P	4°	5	
-90-A4	HSK50A	115	90	64	26	50	24	12.5	31	M12*1.75P	4°	3	
-M16-60-A4	HSK50A	85	60	34	26	50	29	17	31.5	M16*2.0P	4°	3	
-90-A4	HSK50A	115	90	64	26	50	29	17	36	M16*2.0P	4°	3	

规格说明:



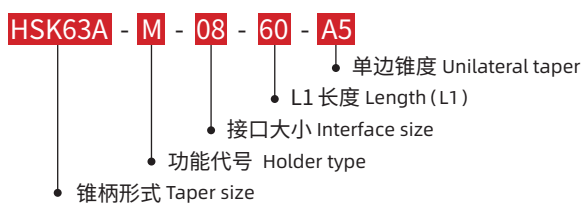
# ·HSK63A-M 锁牙式刀柄 (斜柄)

## HSK63A-M THERADED CHUCK



规格 Model	柄部 Handle	L	L1	L2	L3	D	D1	D2	D3	M	$\alpha$	R	重量 KGS
<b>HSK63A-M08- 60-A5</b>	HSK63A	92	60	34	26	63	15.4	8.5	18	M8*1.25P	5°	5	
- 90-A5	HSK63A	122	90	64	26	63	15.4	8.5	23	M8*1.25P	5°	5	
-110-A5	HSK63A	142	110	84	26	63	15.4	8.5	26.5	M8*1.25P	5°	5	
-150-A5	HSK63A	182	150	124	26	63	15.4	8.5	33.5	M8*1.25P	5°	5	
-200-A5	HSK63A	232	200	174	26	63	15.4	8.5	42.5	M8*1.25P	5°	5	
<b>-M10- 60-A4</b>	HSK63A	92	60	34	26	63	19	10.5	21	M10*1.5P	4°	5	
- 90-A4	HSK63A	122	90	64	26	63	19	10.5	25	M10*1.5P	4°	5	
-110-A4	HSK63A	142	110	84	26	63	19	10.5	28	M10*1.5P	4°	5	
-150-A4	HSK63A	182	150	124	26	63	19	10.5	33.5	M10*1.5P	4°	5	
-200-A4	HSK63A	232	200	174	26	63	19	10.5	40.5	M10*1.5P	4°	5	1.6
<b>-M12- 60-A4</b>	HSK63A	92	60	34	26	63	24	12.5	26	M12*1.75P	4°	5	
- 90-A4	HSK63A	122	90	64	26	63	24	12.5	30	M12*1.75P	4°	5	
-110-A4	HSK63A	142	110	84	26	63	24	12.5	33	M12*1.75P	4°	5	
-135-A4	HSK63A	167	135	109	26	63	24	12.5	36.5	M12*1.75P	4°	5	
-150-A4	HSK63A	182	150	124	26	63	24	12.5	38.5	M12*1.75P	4°	5	
-200-A4	HSK63A	232	200	174	26	63	24	12.5	45.5	M12*1.75P	4°	5	
<b>-M16- 60-A4</b>	HSK63A	92	60	34	26	63	29	17	31	M16*2.0P	4°	5	
- 90-A4	HSK63A	122	90	64	26	63	29	17	35	M16*2.0P	4°	5	
-110-A4	HSK63A	142	110	84	26	63	29	17	38	M16*2.0P	4°	5	1.2
-135-A4	HSK63A	167	135	109	26	63	29	17	41.5	M16*2.0P	4°	5	
-150-A4	HSK63A	182	150	124	26	63	29	17	43.5	M16*2.0P	4°	5	
-200-A4	HSK63A	232	200	174	26	63	29	17	50.5	M16*2.0P	4°	5	2.3

## 规格说明:



·HSK100A-M 锁牙式刀柄 (斜柄)

HSK100A-M THERADED CHUCK



FIG. 1

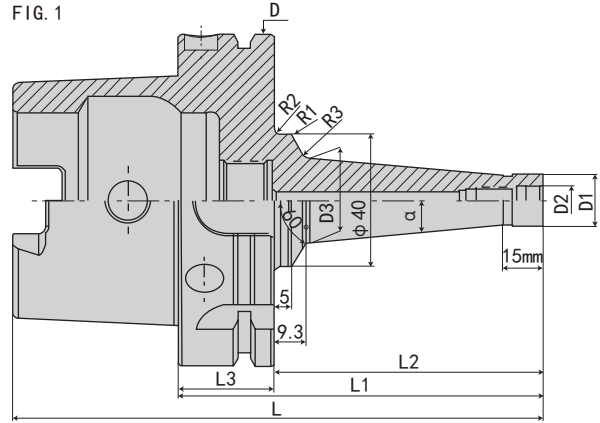
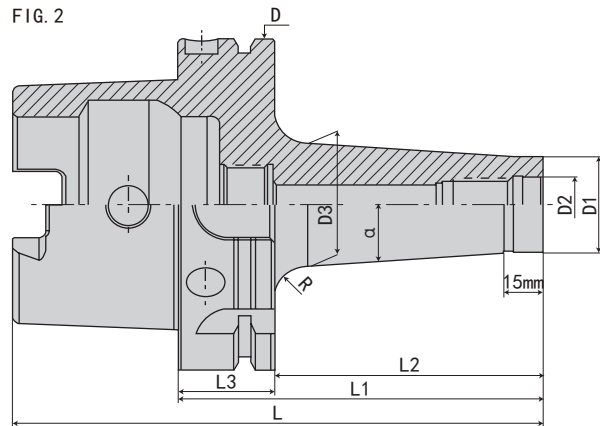
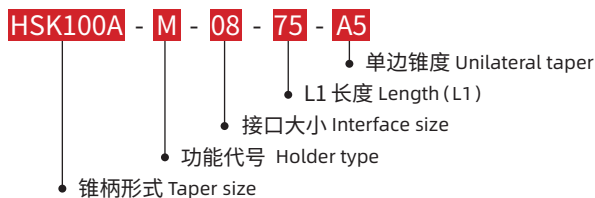


FIG. 2



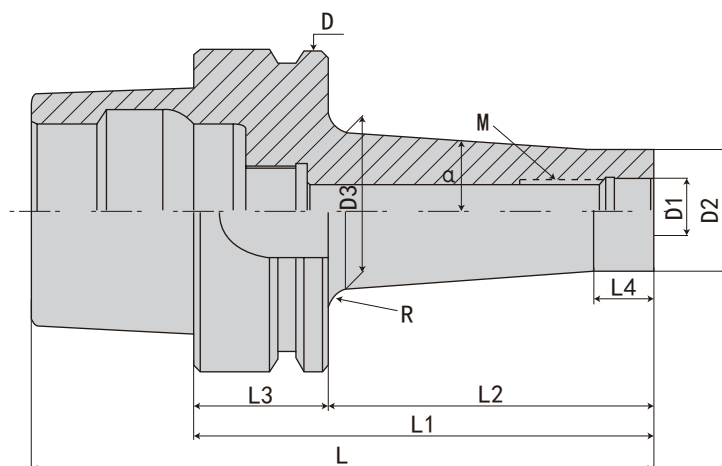
规格 Model	柄部 Handle	L	L1	L2	L3	D	D1	D2	D3	M	α	R	FIG	重量 KGS
HSK100A-M08- 75-A5	HSK100A	125	75	46	29	100	15.4	8.5	19	M8*1.25P	5°	10	1	2.4
- 90-A5	HSK100A	140	90	61	29	100	15.4	8.5	21.5	M8*1.25P	5°	10	1	2.5
-110-A5	HSK100A	160	110	81	29	100	15.4	8.5	25	M8*1.25P	5°	10	1	2.5
-150-A5	HSK100A	200	150	121	29	100	15.4	8.5	32	M8*1.25P	5°	10	1	2.8
-200-A5	HSK100A	250	200	171	29	100	15.4	8.5	41	M8*1.25P	5°	10	1	3.3
-M10- 75-A4	HSK100A	125	75	46	29	100	19	10.5	22	M10*1.5P	4°	10	2	2.5
- 90-A4	HSK100A	140	90	61	29	100	19	10.5	24	M10*1.5P	4°	10	2	2.5
-110-A4	HSK100A	160	110	81	29	100	19	10.5	27	M10*1.5P	4°	10	2	2.6
-150-A4	HSK100A	200	150	121	29	100	19	10.5	32.5	M10*1.5P	4°	10	2	2.8
-200-A4	HSK100A	250	200	171	29	100	19	10.5	39.5	M10*1.5P	4°	10	2	3.5
-M12- 75-A4	HSK100A	125	75	46	29	100	24	12.5	27	M12*1.75P	4°	10	2	2.5
- 90-A4	HSK100A	140	90	61	29	100	24	12.5	29	M12*1.75P	4°	10	2	2.6
-110-A4	HSK100A	160	110	81	29	100	24	12.5	32	M12*1.75P	4°	10	2	2.5
-135-A4	HSK100A	185	135	106	29	100	24	12.5	35.5	M12*1.75P	4°	10	2	2.9
-150-A4	HSK100A	200	150	121	29	100	24	12.5	37.5	M12*1.75P	4°	10	2	3
-200-A4	HSK100A	250	200	171	29	100	24	12.5	44.5	M12*1.75P	4°	10	2	3.6
-M16- 75-A4	HSK100A	125	75	46	29	100	29	17	32	M16*2.0P	4°	10	2	2.5
- 90-A4	HSK100A	140	90	61	29	100	29	17	34	M16*2.0P	4°	10	2	2.8
-110-A4	HSK100A	160	110	81	29	100	29	17	37	M16*2.0P	4°	10	2	2.6
-135-A4	HSK100A	185	135	106	29	100	29	17	40.5	M16*2.0P	4°	10	2	2.8
-150-A4	HSK100A	200	150	121	29	100	29	17	42.5	M16*2.0P	4°	10	2	3.1
-200-A4	HSK100A	250	200	171	29	100	29	17	49.5	M16*2.0P	4°	10	2	4

规格说明:



·HSK40E-M 锁牙式刀柄 (斜柄)

HSK40E-M THERADED CHUCK



规格 Model	柄部 Handle	L	L1	L2	L3	L4	D	D1	D2	D3	M	$\alpha$	R	重量 KGS
<b>HSK40E-M08-60</b>	HSK40E	80	60	34	20	12	40	8.5	15.4	19.5	M8	5°	4	
-90	HSK40E	110	90	64	20	12	40	8.5	15.4	25	M8	5°	4	
<b>-M10-60</b>	HSK40E	80	60	34	20	12	40	10.5	19	22.5	M10	4°	4	
-90	HSK40E	110	90	64	20	12	40	10.5	19	26.5	M10	4°	4	
<b>-M12-60</b>	HSK40E	80	60	34	20	12	40	12.5	24	27.5	M12	4°	2	
-90	HSK40E	110	90	64	20	12	40	12.5	24	32	M12	4°	2	

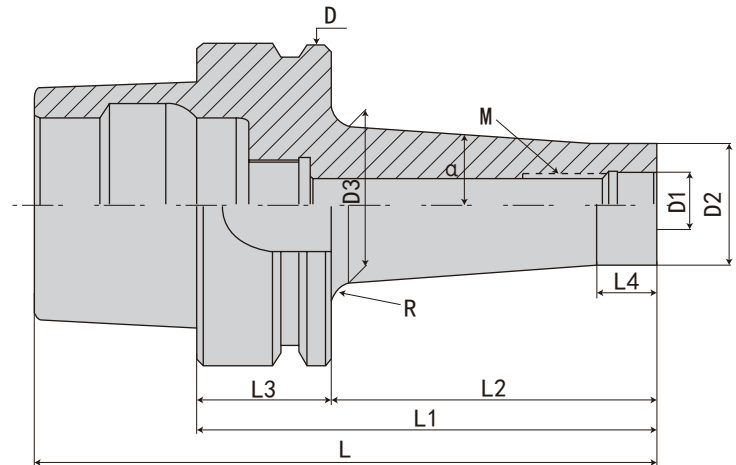
规格说明:

**HSK40E - M - 08 - 60**

- L1 长度 Length (L1)
- 接口大小 Collect model
- 功能代号 Holder type
- 锥柄形式 Taper size

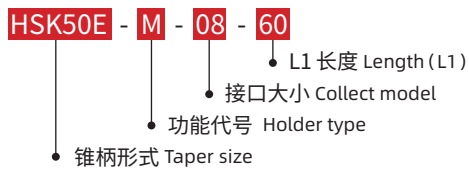
·HSK50E-M 锁牙式刀柄 (斜柄)

HSK50E-M THERADED CHUCK



规格 Model	柄部 Handle	L	L1	L2	L3	L4	D	D1	D2	D3	M	$\alpha$	R	重量 KGS
<b>HSK50E-M08-60</b>	HSK50E	85	60	34	26	12	50	8.5	15.4	18.5	M8	5°	5	
<b>-90</b>	HSK50E	115	90	64	26	12	50	8.5	15.4	23.5	M8	5°	5	
<b>-M10-60</b>	HSK50E	85	60	34	26	12	50	10.5	19	21.5	M10	4°	5	
<b>-90</b>	HSK50E	115	90	64	26	12	50	10.5	19	25.5	M10	4°	5	
<b>-M12-60</b>	HSK50E	85	60	34	26	12	50	12.5	24	26.5	M12	4°	5	
<b>-90</b>	HSK50E	115	90	64	26	12	50	12.5	24	31	M12	4°	3	

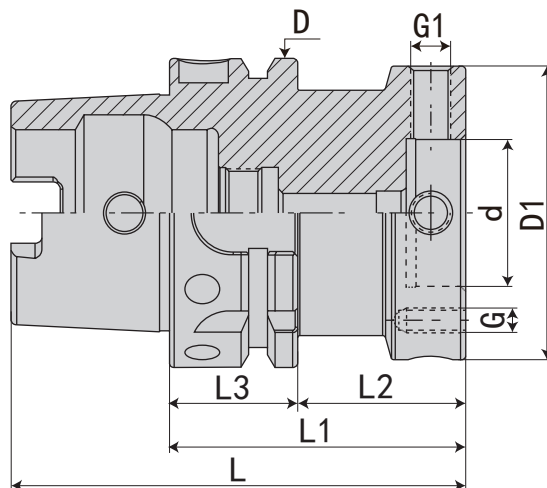
规格说明:





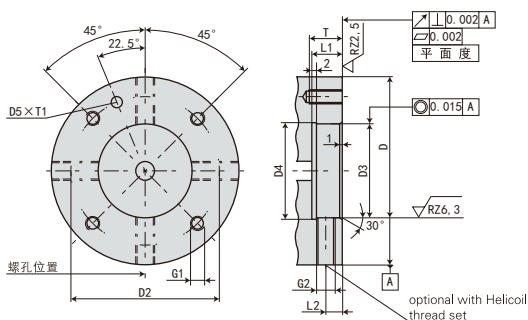
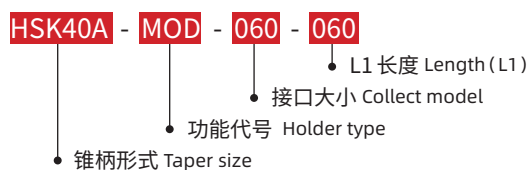
**·HSK-MOD 模块刀柄**

## HSK-MOD MODULAR TOOL HOLDER



规格 Model	柄部 Handle	L	L1	L2	L3	D	D1	d	G1	G	重量 KGS
HSK40A-MOD060-060	HSK40A	80	60	40	20	40	60	30	M8*1.0P	M5*0.8P	0.75
HSK50A-MOD060-060	HSK50A	85	60	34	26	50	60	30	M8*1.0P	M5*0.8P	0.9
-MOD070-060	HSK50A	85	60	34	26	50	70	35	M8*1.0P	M6*1.0P	1.05
-MOD080-060	HSK50A	85	60	34	26	50	80	40	M8*1.0P	M6*1.0P	1.1
HSK63A-MOD060-060	HSK63A	92	60	34	26	63	60	30	M8*1.0P	M5*0.8P	1.3
-MOD070-060	HSK63A	92	60	34	26	63	70	35	M8*1.0P	M6*1.0P	1.4
-MOD080-060	HSK63A	92	60	34	26	63	80	40	M8*1.0P	M6*1.0P	1.5
-MOD100-065	HSK63A	97	65	39	26	63	100	50	M10*1.0P	M8*1.25P	2.1
-MOD117-065	HSK63A	97	65	39	26	63	117	60	M10*1.0P	M8*1.25P	2.5
HSK80A-MOD060-050	HSK80A	90	50	24	26	80	60	30	M8*1.0P	M5*0.8P	1.6
-MOD070-060	HSK80A	100	60	34	26	80	70	35	M8*1.0P	M6*1.0P	2.05
-MOD080-060	HSK80A	100	60	34	26	80	80	40	M8*1.0P	M6*1.0P	2.1
-MOD100-065	HSK80A	105	65	39	26	80	100	50	M10*1.0P	M8*1.25P	2.6
-MOD117-065	HSK80A	105	65	39	26	80	117	60	M10*1.0P	M8*1.25P	3.1
-MOD140-075	HSK80A	115	75	49	26	80	140	80	M10*1.0P	M8*1.25P	4.2
HSK100A-MOD060-055	HSK100A	105	55	26	29	100	60	30	M8*1.0P	M5*0.8P	2.8
-MOD070-055	HSK100A	105	55	26	29	100	70	35	M8*1.0P	M6*1.0P	2.8
-MOD080-055	HSK100A	105	55	26	29	100	80	40	M8*1.0P	M6*1.0P	3.05
-MOD100-065	HSK100A	115	65	34	29	100	100	50	M10*1.0P	M8*1.25P	3.7
-MOD117-065	HSK100A	115	65	34	29	100	117	60	M10*1.0P	M8*1.25P	4.05
-MOD140-075	HSK100A	125	75	46	29	100	140	80	M10*1.0P	M8*1.25P	5.2

## 规格说明:



Nominal size module diameter D	32	40	50	63	80	100	125	160
D2+/-0.1	44	53	63	79	96	119	150	185
D3F8	30	35	40	50	60	80	100	120
D4	31	36	41	51	61	81	101	121
D5	4.5	5.0	5.0	5.0	6.0	6.0	6.0	6.0
L1	12	12	12	14	14	14	24	37
L2	7	7	7	8	8	8	8	8
G1	M5	M6	M6	M8	M8	M10	M12	M12
G2	M8*1	M8*1	M8*1	M10*1	M10*1	M10*1	M10*1	M10*1
T	11	14	14	15	15	18	25	25
T1+0.5	3	3.5	3.5	3.5	4.5	4.5	4.5	4.5

·MOD-GSK/ER 法兰盘

MOD-GSK/ER FLANGE PLATE

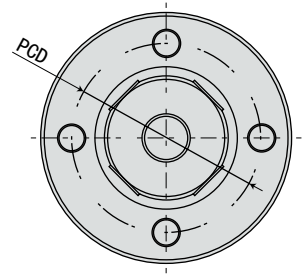
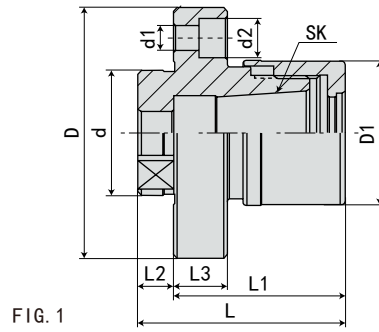


FIG. 1

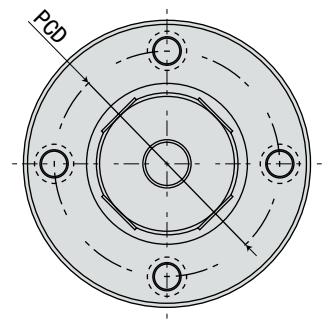
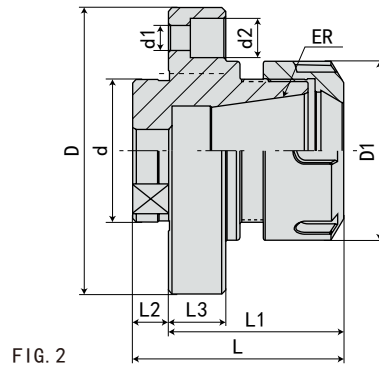


FIG. 2

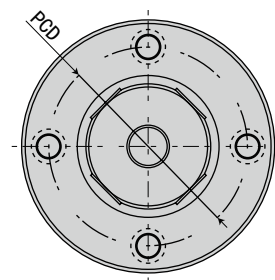
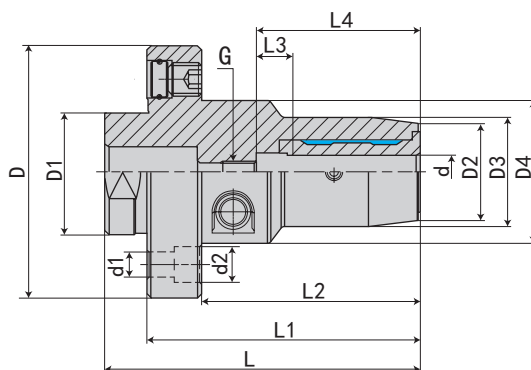
规格 Model	D	D1	d	d1	d2	L	L1	L2	L3	PCD	FIG
MOD060-GSK16-48	60	40	30	6	9	58	48	10	15	44	1
MOD070-GSK16-48	70	40	35	7	11	58	48	10	15	53	1
MOD080-GSK16-49	80	40	40	7	11	59	49	10	16	63	1
MOD080-ER32-49	80	50	40	7	11	59	49	10	16	63	2
MOD100-ER40-63	100	63	50	9	14	75	63	12	18	79	2

规格说明:



## ·MOD-HDC 法兰盘

## MOD-HDC FLANGE PLATE



规格	L	L1	L2	L3	L4	D	D1	D2	D3	D4	d	d1	d2	PCD	G	重量 KGS
MOD060-HDC05-65	75	65	50	10	36	60	30	21	25	42	5	6	9	44	-	0.6
-HDC06-65	75	65	50	10	37	60	30	22	26	42	6	6	9	44	M5*0.8P	0.6
-HDC08-65	75	65	50	10	37	60	30	24	28	42	8	6	9	44	M6*1.0P	0.6
-HDC10-70	80	70	55	10	41	60	30	26	30	42	10	6	9	44	M8*1.0P	0.7
-HDC12-75	80	70	55	10	46	60	30	28	32	42	12	6	9	44	M10*1.0P	0.7
MOD070-HDC05-80	90	80	65	10	36	70	35	21	25	42	5	7	11	53	-	0.8
-HDC06-80	90	80	65	10	37	70	35	22	26	42	6	7	11	53	M5*0.8P	0.8
-HDC08-80	90	80	65	10	37	70	35	24	28	50	8	7	11	53	M6*1.0P	0.8
-HDC10-80	90	80	65	10	41	70	35	26	30	50	10	7	11	53	M8*1.0P	0.8
-HDC12-85	95	85	70	10	46	70	35	28	32	50	12	7	11	53	M10*1.0P	0.8
MOD080-HDC05-60	70	60	44	10	36	80	40	21	25	50	5	7	11	63	-	1.2
-HDC06-60	70	60	44	10	37	80	40	22	26	50	6	7	11	63	M5*0.8P	1.2
-HDC08-60	70	60	44	10	37	80	40	24	28	50	8	7	11	63	M6*1.0P	1.2
-HDC10-70	80	70	54	10	41	80	40	26	30	50	10	7	11	63	M8*1.0P	1.2
-HDC12-77.5	87.5	77.5	61.5	10	47.5	80	40	28	32	50	12	7	11	63	M10*1.0P	1.2
-HDC14-77.5	87.5	77.5	61.5	10	47.5	80	40	30	34	50	14	7	11	63	M10*1.0P	1.3
-HDC16-82.5	92.5	82.5	66.5	10	52.5	80	40	34	38	50	16	7	11	63	M12*1.0P	1.3
-HDC18-82.5	92.5	82.5	66.5	10	52.5	80	40	36	40	50	18	7	11	63	M12*1.0P	1.4
-HDC20-82.5	92.5	82.5	66.5	10	52.5	80	40	38	42	50	20	7	11	63	M16*1.0P	1.4
MOD100-HDC12-80	92	80	62	10	47.5	100	50	28	32	63	12	9	14	79	M10*1.0P	2.6
-HDC14-80	92	80	62	10	47.5	100	50	30	34	63	14	9	14	79	M10*1.0P	2.6
-HDC16-80	92	80	62	10	52.5	100	50	34	38	63	16	9	14	79	M12*1.0P	2.7
-HDC18-80	92	80	62	10	52.5	100	50	36	40	63	18	9	14	79	M12*1.0P	2.7
-HDC20-80	92	80	62	10	52.5	100	50	38	42	63	20	9	14	79	M16*1.0P	2.7
-HDC25-100	112	100	82	10	61.5	100	50	53	57	63	25	9	14	79	M16*1.0P	2.8
-HDC32-100	112	100	82	10	65	100	50	59	63	63	32	9	14	79	M16*1.0P	2.8
MOD117-HDC32-103		117		10	65	117	50	59	63	75	32				M16*1.0P	3.7

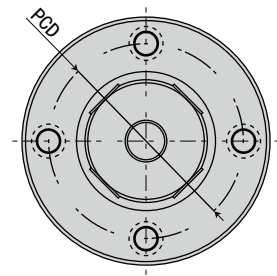
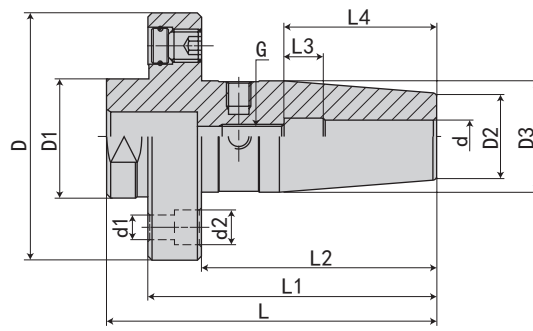
规格说明:

**MOD - HDC - 05 - 65**

- L1 长度 Length (L1)
- 刀杆直径 Diameter
- 功能代号 Side lock end mill holder type
- 锥柄形式 Taper size

·MOD-SF 法兰盘

MOD-SF FLANGE PLATE



规格	L	L1	L2	L3	L4	D	D1	D2	D3	d	d1	d2	PCD	G	重量 KGS
MOD060-SF05-70	80	70	55	10	27	60	30	15	22	5	6	9	44	-	0.7
-SF06-70	80	70	55	10	36	60	30	21	27	6	6	9	44	M5*0.8P	0.7
-SF08-70	80	70	55	10	36	60	30	21	27	8	6	9	44	M6*1.0P	0.7
-SF10-70	80	70	55	10	41	60	30	24	32	10	6	9	44	M8*1.0P	0.7
-SF12-70	80	70	55	10	46	60	30	24	32	12	6	9	44	M10*1.0P	0.7
MOD070-SF05-75	85	75	60	10	36	70	35	15	22	5	7	11	53	-	1
-SF06-75	85	75	60	10	36	70	35	21	27	6	7	11	53	M5*0.8P	1
-SF08-75	85	75	60	10	36	70	35	21	27	8	7	11	53	M6*1.0P	1
-SF10-75	85	75	60	10	41	70	35	24	32	10	7	11	53	M8*1.0P	1
-SF12-75	85	75	60	10	46	70	35	24	32	12	7	11	53	M10*1.0P	1
-SF14-75	85	75	60	10	46	70	35	27	34	14	7	11	53	M10*1.0P	1
-SF16-75	85	75	60	10	49	70	35	27	34	16	7	11	53	M12*1.0P	1
MOD080-SF05-80	90	80	64	10	36	80	40	15	22	5	7	11	63	-	1.4
-SF06-80	90	80	64	10	36	80	40	21	27	6	7	11	63	M5*0.8P	1.4
-SF08-80	90	80	64	10	36	80	40	21	27	8	7	11	63	M6*1.0P	1.4
-SF10-80	90	80	64	10	41	80	40	24	32	10	7	11	63	M8*1.0P	1.4
-SF12-80	90	80	64	10	46	80	40	24	32	12	7	11	63	M10*1.0P	1.4
-SF14-80	90	80	64	10	46	80	40	27	34	14	7	11	63	M10*1.0P	1.4
-SF16-80	90	80	64	10	49	80	40	27	34	16	7	11	63	M12*1.0P	1.4
-SF18-80	90	80	64	10	49	80	40	33	42	18	7	11	63	M12*1.0P	1.4
-SF20-80	90	80	64	10	51	80	40	33	42	20	7	11	63	M16*1.0P	1.4
MOD100-SF12-80	92	80	62	10	46	100	50	24	32	12	9	14	79	M10*1.0P	2.3
-SF14-80	92	80	62	10	46	100	50	27	34	14	9	14	79	M10*1.0P	2.3
-SF16-80	92	80	62	10	49	100	50	27	34	16	9	14	79	M12*1.0P	2.3
-SF18-80	92	80	62	10	49	100	50	33	42	18	9	14	79	M12*1.0P	2.3
-SF20-80	92	80	62	10	51	100	50	33	42	20	9	14	79	M16*1.0P	2.3
-SF25-80	92	80	62	10	57	100	50	44	53	25	9	14	79	M16*1.0P	2.3
-SF32-80	92	80	62	10	61	100	50	44	53	32	9	14	79	M16*1.0P	2.3

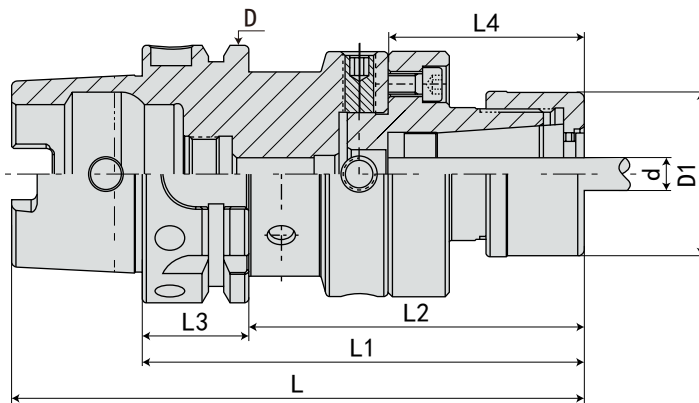
规格说明:

MOD - SF - 05 - 70

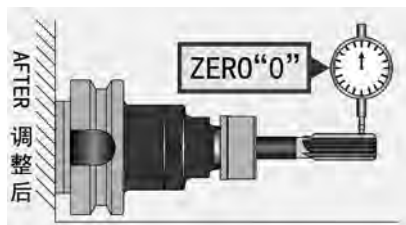
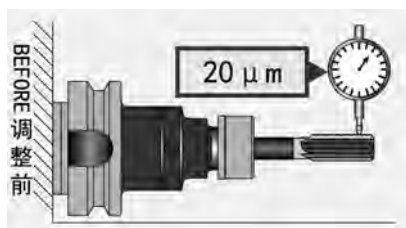
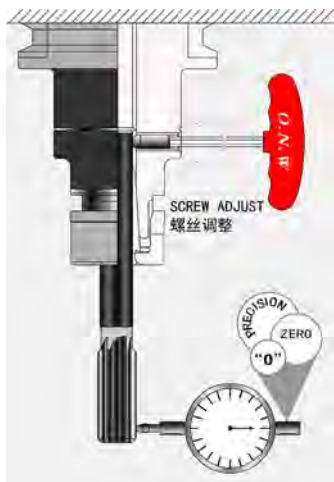
- L1 长度 Length (L1)
- 刀杆直径 Diameter
- 功能代号 Holder type
- 锥柄形式 Taper size

**·HSK-MOD 可调精度刀柄（铰刀专用）**

## HSK-MOD ADJUSTABLE CHUCK (REAMER USING)



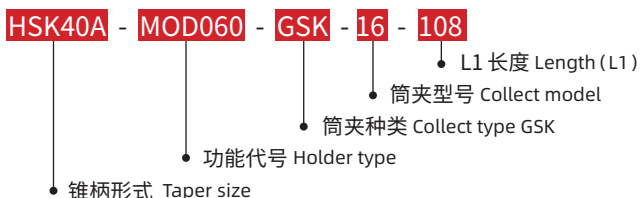
规格 Model	L	L1	L2	L3	L4	D	D1	d 夹持范围 Range	弹性筒夹 Collets
HSK40A-MOD060-GSK16-108	128	108	88	20	48	40	40	3-16mm	GSK16
HSK50A-MOD060-GSK16-108	133	108	82	26	48	50	40	3-16mm	GSK16
-MOD070-GSK16-108	133	108	82	26	48	50	40	3-16mm	GSK16
-MOD080- ER32-109	134	109	83	26	49	50	50	2-20mm	ER32
-MOD080-GSK16-109	134	109	83	26	49	50	40	3-16mm	GSK16
HSK63A-MOD060-GSK16-108	140	108	82	26	48	63	40	3-16mm	GSK16
-MOD070-GSK16-108	140	108	82	26	48	63	40	3-16mm	GSK16
-MOD080- ER32-109	141	109	83	26	49	63	50	2-20mm	ER32
-MOD080-GSK16-109	141	109	83	26	49	63	40	3-16mm	GSK16
-MOD100- ER40-128	160	128	102	26	63	63	63	2-26mm	ER40
HSK80A-MOD060-GSK16- 98	138	98	72	26	48	80	40	3-16mm	GSK16
-MOD070-GSK16-108	148	108	82	26	48	80	40	3-16mm	GSK16
-MOD080- ER32-109	149	109	83	26	49	80	50	2-20mm	ER32
-MOD080-GSK16-109	149	109	83	26	49	80	40	3-16mm	GSK16
-MOD100- ER40-128	168	128	102	26	63	80	63	2-26mm	ER40
HSK100A-MOD060-GSK16-103	153	103	74	29	48	100	40	3-16mm	GSK16
-MOD070-GSK16-103	153	103	74	29	48	100	40	3-16mm	GSK16
-MOD080- ER32-104	154	104	75	29	49	100	50	2-20mm	ER32
-MOD080-GSK16-104	154	104	75	29	49	100	40	3-16mm	GSK16
-MOD100- ER40-128	178	128	99	29	63	100	63	2-26mm	ER40


**特点:**

- ◎ 刀尖位置可调至“0”位置
- ◎ 机械主轴、夹头、刀具的累计误差值可一次调整补正

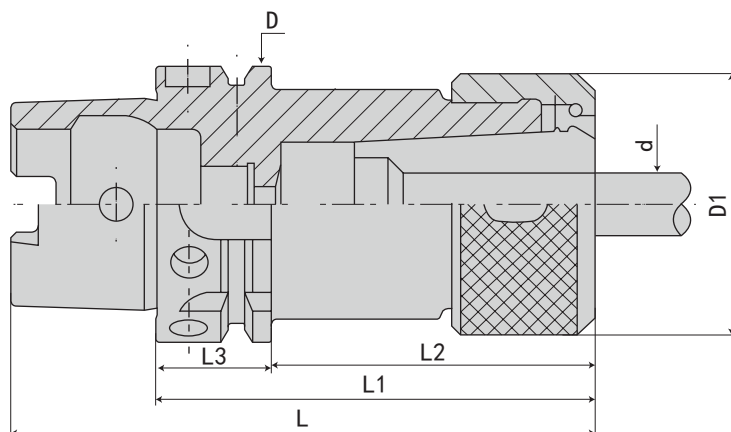
**Features:**

- ◎ The tool tip position can be adjusted as “0” position.
- ◎ The accumulated error value of the spindle, the chuck, and the tool can all be adjusted and corrected at the same time.

**规格说明:**


·HSK-OZ 筒夹刀柄

HSK-OZ COLLET CHUCK

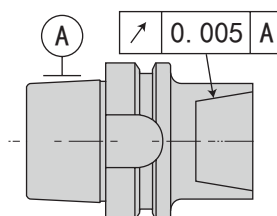


规格 Model	柄部 Handle	L	L1	L2	L3	D	D1	d	配套筒夹 Collet	夹持范围 Range	重量 KGS
HSK50A-OZ16-90	HSK50A	115	90	64	26	50	43	22.65	OZ16	2-16mm	
-OZ20-100	HSK50A	125	100	74	26	50	50	27.4	OZ20	2-20mm	
-OZ25-110	HSK50A	135	110	84	26	50	60	32.9	OZ25	2-25mm	
HSK63A-OZ16-100	HSK63A	132	100	74	26	63	43	22.65	OZ16	2-16mm	
-OZ20-100	HSK63A	132	100	74	26	63	50	27.4	OZ20	2-20mm	
-OZ25-100	HSK63A	132	100	74	26	63	60	32.9	OZ25	2-25mm	
-OZ32-120	HSK63A	152	120	94	26	63	72	41.3	OZ32	4-32mm	
HSK80A-OZ20-110	HSK80A	150	110	84	26	80	50	27.4	OZ20	2-20mm	
-OZ25-110	HSK80A	150	110	84	26	80	60	32.9	OZ25	2-25mm	
-OZ32-125	HSK80A	165	125	99	26	80	72	41.3	OZ32	4-32mm	
HSK100A-OZ16-110	HSK100A	160	110	81	29	100	43	22.65	OZ16	2-16mm	
-OZ20-110	HSK100A	160	110	81	29	100	50	27.4	OZ20	2-20mm	
-OZ25-120	HSK100A	170	120	91	29	100	60	32.9	OZ25	2-25mm	
-OZ32-130	HSK100A	180	130	101	29	100	72	41.3	OZ32	4-32mm	

规格说明:

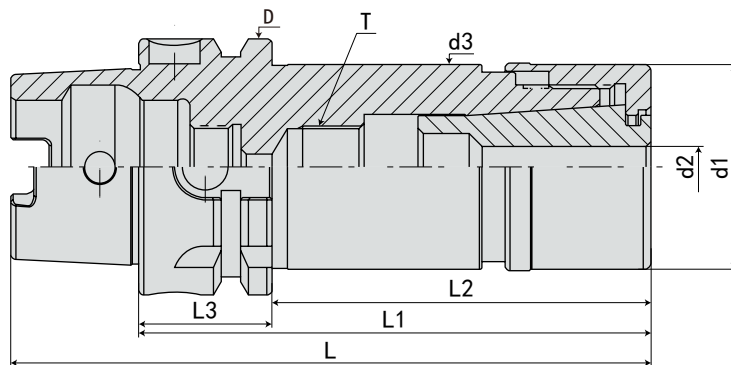
HSK50A - OZ - 16 - 90

- HSK50A: 锥柄形式 Taper size
- OZ: 功能代号 Holder type
- 16: 夹持范围 Collect model
- 90: L1 长度 Length (L1)



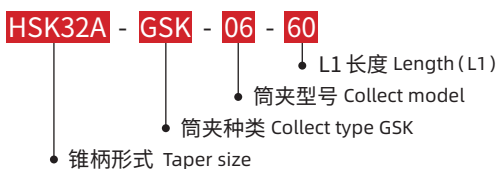
·HSK32A-GSK 筒夹刀柄

HSK32A-GSK COLLET CHUCK



规格 Model	柄部 Handle	L	L1	L2	L3	D	d1	d2	d3	T	重量 KGS
HSK32A-GSK06-60	HSK32A	76	60	40	20	32	19.5	2-6mm	20	M10*1.0P	
-GSK10-60	HSK32A	76	60	40	20	32	27.5	2-10mm	28	M10*1.0P	
-GSK13-60	HSK32A	76	60	40	20	32	33	2-13mm	33	M16*1.0P	
-GSK16-60	HSK32A	76	60	40	20	32	40	2-16mm	40	M16*1.0P	

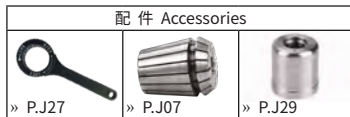
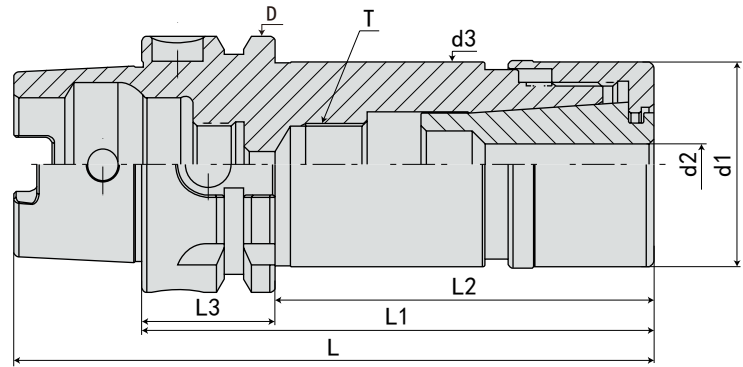
规格说明:





·HSK40A-GSK 筒夹刀柄

HSK40A-GSK COLLET CHUCK



规格 Model	柄部 Handle	L	L1	L2	L3	D	d1	d2	d3	T	重量 KGS
<b>HSK40A-GSK06- 60</b>	HSK40A	80	60	40	20	40	19.5	2-6mm	20	M10*1.0P	
-100	HSK40A	120	100	80	20	40	19.5	2-6mm	20	M10*1.0P	
<b>-GSK10- 60</b>	HSK40A	80	60	40	20	40	27.5	2-10mm	28	M10*1.0P	
-100	HSK40A	120	100	80	20	40	27.5	2-10mm	28	M10*1.0P	
<b>-GSK13- 60</b>	HSK40A	80	60	40	20	40	33	2-13mm	33	M16*1.0P	
-100	HSK40A	120	100	80	20	40	33	2-13mm	33	M16*1.0P	
<b>-GSK16- 60</b>	HSK40A	80	60	40	20	40	40	2-16mm	40	M16*1.0P	
-100	HSK40A	120	100	80	20	40	40	2-16mm	40	M16*1.0P	

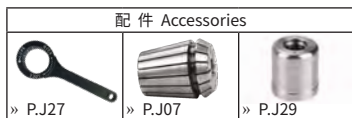
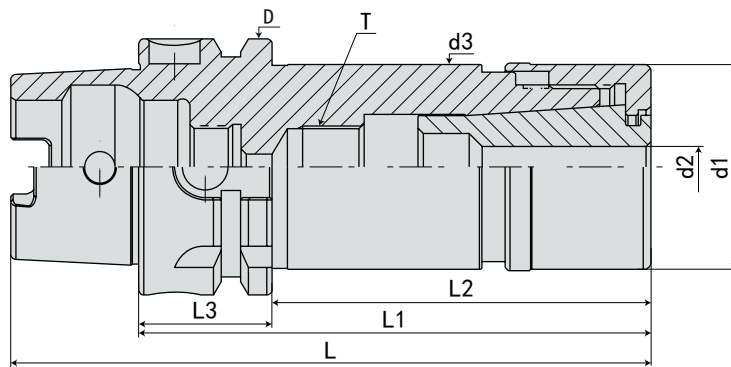
规格说明:

**HSK40A - GSK - 06 - 60**

- 锥柄形式 Taper size
- 筒夹种类 Collect type GSK
- 筒夹型号 Collect model
- L1 长度 Length (L1)

# ·HSK50A-GSK 筒夹刀柄

## HSK50A-GSK COLLET CHUCK



规格 Model	柄部 Handle	L	L1	L2	L3	D	d1	d2	d3	T	重量 KGS
<b>HSK50A-GSK06- 60</b>	HSK50A	85	60	34	26	50	19.5	2-6mm	20	M10*1.0P	
-100	HSK50A	125	100	74	26	50	19.5	2-6mm	20	M10*1.0P	
-120	HSK50A	145	120	94	26	50	19.5	2-6mm	20	M10*1.0P	
<b>-GSK10- 60</b>	HSK50A	85	60	34	26	50	27.5	2-10mm	28	M10*1.0P	
-100	HSK50A	125	100	74	26	50	27.5	2-10mm	28	M10*1.0P	
-120	HSK50A	145	120	94	26	50	27.5	2-10mm	28	M10*1.0P	
<b>-GSK13- 60</b>	HSK50A	85	60	34	26	50	33	2-13mm	33	M16*1.0P	
-100	HSK50A	125	100	74	26	50	33	2-13mm	33	M16*1.0P	
-120	HSK50A	145	120	94	26	50	33	2-13mm	33	M16*1.0P	
<b>-GSK16- 60</b>	HSK50A	85	60	34	26	50	40	2-16mm	40	M16*1.0P	
-100	HSK50A	125	100	74	26	50	40	2-16mm	40	M16*1.0P	
-120	HSK50A	145	120	94	26	50	40	2-16mm	40	M16*1.0P	

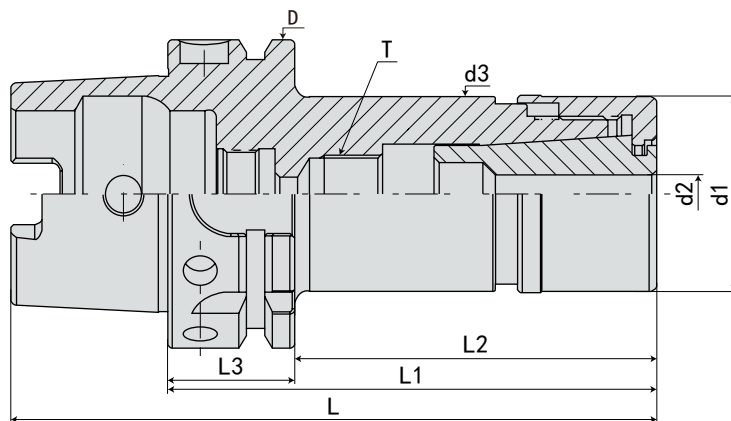
规格说明:



B  
HSK SHANK SYSTEMS  
HSK 刀柄系列

·HSK63A-GSK 筒夹刀柄

HSK63A-GSK COLLET CHUCK



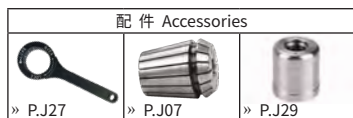
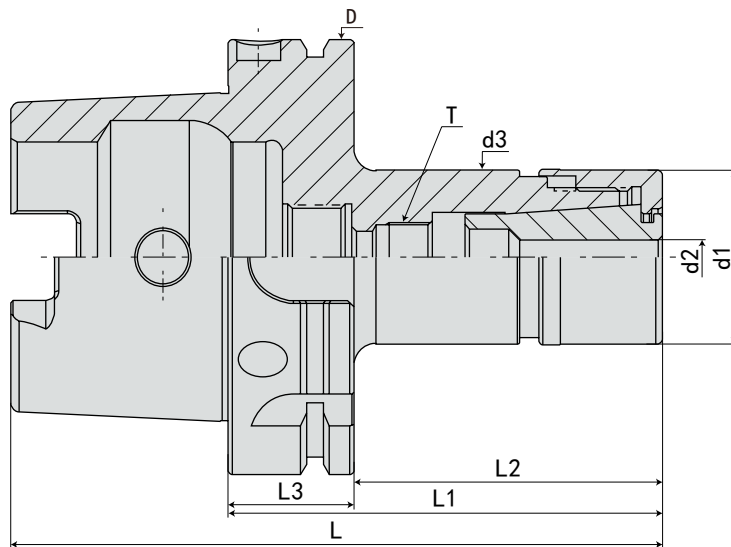
规格 Model	柄部 Handle	L	L1	L2	L3	D	d1	d2	d3	T	重量 KGS
HSK63A-GSK06- 70	HSK63A	102	70	44	26	63	19.5	2-6mm	20	M10*1.0P	1
-100	HSK63A	132	100	74	26	63	19.5	2-6mm	20	M10*1.0P	1
-120	HSK63A	152	120	94	26	63	19.5	2-6mm	20	M10*1.0P	
-150	HSK63A	182	150	124	26	63	19.5	2-6mm	20	M10*1.0P	
-GSK10- 70	HSK63A	102	70	44	26	63	27.5	2-10mm	28	M10*1.0P	1
-100	HSK63A	132	100	74	26	63	27.5	2-10mm	28	M10*1.0P	1
-120	HSK63A	152	120	94	26	63	27.5	2-10mm	28	M10*1.0P	
-150	HSK63A	182	150	124	26	63	27.5	2-10mm	28	M10*1.0P	1.5
-200	HSK63A	232	200	174	26	63	27.5	2-10mm	28	M10*1.0P	1.5
-GSK13- 70	HSK63A	102	70	44	26	63	33	2-13mm	33	M16*1.0P	
-100	HSK63A	132	100	74	26	63	33	2-13mm	33	M16*1.0P	
-120	HSK63A	152	120	94	26	63	33	2-13mm	33	M16*1.0P	
-150	HSK63A	182	150	124	26	63	33	2-13mm	33	M16*1.0P	
-200	HSK63A	232	200	174	26	63	33	2-13mm	33	M16*1.0P	
-GSK16- 75	HSK63A	107	75	49	26	63	40	2-16mm	40	M16*1.0P	1
-100	HSK63A	132	100	74	26	63	40	2-16mm	40	M16*1.0P	1.5
-120	HSK63A	152	120	94	26	63	40	2-16mm	40	M16*1.0P	
-150	HSK63A	182	150	124	26	63	40	2-16mm	40	M16*1.0P	2
-200	HSK63A	232	200	174	26	63	40	2-16mm	40	M16*1.0P	2.2
-GSK20-100	HSK63A	132	100	74	26	63	48	2-20mm	48	M16*1.0P	1.5
-150	HSK63A	182	150	124	26	63	48	2-20mm	48	M16*1.0P	2.1
-200	HSK63A	232	200	174	26	63	48	2-20mm	48	M16*1.0P	2.8
-GSK25-100	HSK63A	132	100	74	26	63	50	2-25mm	50	M18*1.0P	1.5

规格说明:



·HSK80A-GSK 筒夹刀柄

HSK80A-GSK COLLET CHUCK



规格 Model	柄部 Handle	L	L1	L2	L3	D	d1	d2	d3	T	重量 KGS
<b>HSK80A-GSK10-100</b>	HSK80A	140	100	74	26	80	27.5	2-10mm	28	M10*1.0P	
<b>-GSK13-100</b>	HSK80A	140	100	74	26	80	33	2-13mm	35	M16*1.0P	
<b>-GSK16-100</b>	HSK80A	140	100	74	26	80	40	2-16mm	40	M16*1.0P	
<b>-GSK20-100</b>	HSK80A	140	100	74	26	80	48	2-20mm	48	M16*1.0P	
<b>-GSK25-100</b>	HSK80A	140	100	74	26	80	50	2-25mm	55	M18*1.0P	

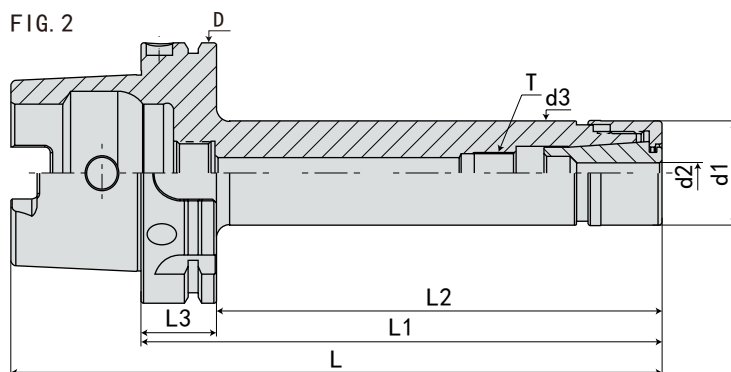
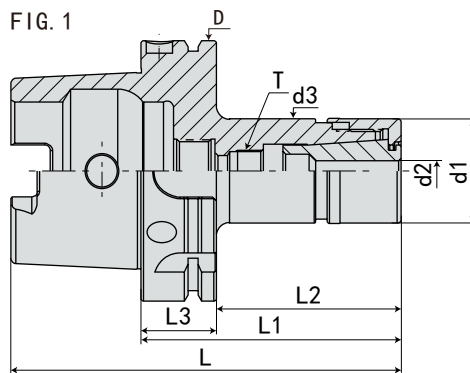
规格说明:



B  
HSK SHANK SYSTEMS  
HSK 刀柄系列

·HSK100A-GSK 筒夹刀柄

HSK100A-GSK COLLET CHUCK



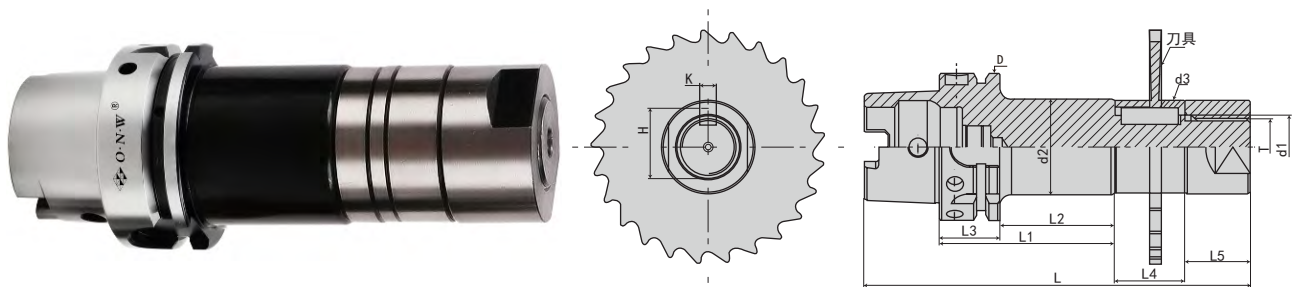
规格 Model	柄部 Handle	L	L1	L2	L3	D	d1	d2	d3	T	FIG	重量 KGS
<b>HSK100A-GSK10-100</b>	HSK100A	150	100	71	29	100	27.5	2-10mm	28	M10*1.0P	1	
-150	HSK100A	200	150	121	29	100	27.5	2-10mm	28	M10*1.0P	2	
-200	HSK100A	250	200	171	29	100	27.5	2-10mm	28	M10*1.0P	2	
-250	HSK100A	300	250	221	29	100	27.5	2-10mm	28	M10*1.0P	2	
-300	HSK100A	350	300	271	29	100	27.5	2-10mm	28	M10*1.0P	2	
<b>-GSK13-100</b>	HSK100A	150	100	71	29	100	33	2-13mm	33	M16*1.0P	1	
-150	HSK100A	200	150	121	29	100	33	2-13mm	33	M16*1.0P	2	
-200	HSK100A	250	200	171	29	100	33	2-13mm	33	M16*1.0P	2	
-250	HSK100A	300	250	221	29	100	33	2-13mm	33	M16*1.0P	2	
-300	HSK100A	350	300	271	29	100	33	2-13mm	33	M16*1.0P	2	
<b>-GSK16-100</b>	HSK100A	150	100	71	29	100	40	2-16mm	40	M16*1.0P	1	
-150	HSK100A	200	150	121	29	100	40	2-16mm	40	M16*1.0P	2	
-200	HSK100A	250	200	171	29	100	40	2-16mm	40	M16*1.0P	2	
-250	HSK100A	300	250	221	29	100	40	2-16mm	40	M16*1.0P	2	
-300	HSK100A	350	300	271	29	100	40	2-16mm	40	M16*1.0P	2	
<b>-GSK20-100</b>	HSK100A	150	100	71	29	100	48	2-20mm	48	M16*1.0P	1	
-150	HSK100A	200	150	121	29	100	48	2-20mm	48	M16*1.0P	2	
-200	HSK100A	250	200	171	29	100	48	2-20mm	48	M16*1.0P	2	
-250	HSK100A	300	250	221	29	100	48	2-20mm	48	M16*1.0P	2	
-300	HSK100A	350	300	271	29	100	48	2-20mm	48	M16*1.0P	2	
<b>-GSK25-100</b>	HSK100A	150	100	71	29	100	50	2-25mm	50	M18*1.0P	1	
-150	HSK100A	200	150	121	29	100	50	2-25mm	50	M18*1.0P	2	
-200	HSK100A	250	200	171	29	100	50	2-25mm	50	M18*1.0P	2	
-250	HSK100A	300	250	221	29	100	50	2-25mm	50	M18*1.0P	2	
-300	HSK100A	350	300	271	29	100	50	2-25mm	50	M18*1.0P	2	

规格说明:



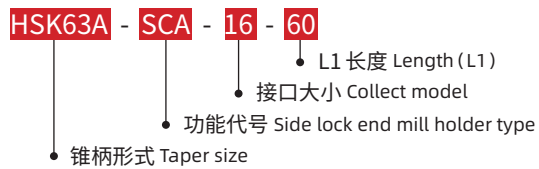
**·HSK63A-SCA 侧铣刀柄**

HSK63A-SCA SIDE CUTTER ADAPTET



规格 Model	柄部 Handle	L	L1	L2	L3	L4	L5	D	d1	d2	d3	K	H	T	重量 KGS
<b>HSK63A-SCA16- 60</b>	HSK63A	138	60	34	26	30	16	63	16	26	26	4	17.7	M14*1.5P	
<b>-SCA22- 60</b>	HSK63A	144	60	34	26	30	22	63	22	34	34	6	24.3	M20*1.5P	
<b>-120</b>	HSK63A	204	120	94	26	30	22	63	22	34	34	6	24.3	M20*1.5P	
<b>-SCA27- 75</b>	HSK63A	165	75	49	26	30	28	63	27	40	40	7	30	M24*1.5P	
<b>-120</b>	HSK63A	165	120	94	26	30	28	63	27	40	40	7	30	M24*1.5P	
<b>-SCA32- 90</b>	HSK63A	184	90	64	26	30	32	63	32	47	47	8	35	M30*1.5P	
<b>-120</b>	HSK63A	214	120	94	26	30	32	63	32	47	47	8	35	M30*1.5P	
<b>-SCA40- 90</b>	HSK63A	192	90	64	26	30	40	63	40	55	55	10	43.7	M36*2.0P	

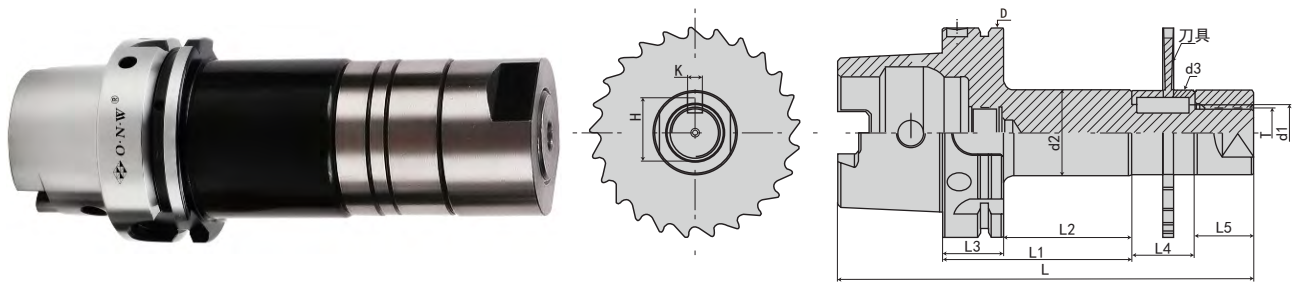
规格说明:


**B**

 HSK SHANK SYSTEMS  
 HSK 刀柄系列

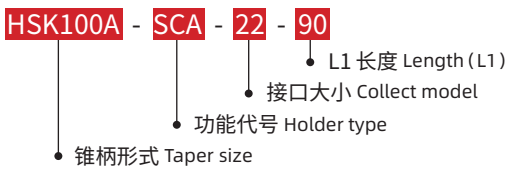
·HSK100A-SCA 侧铣刀柄

HSK100A-SCA SIDE CUTTER ADAPTET



规格 Model	柄部 Handle	L	L1	L2	L3	L4	L5	D	d1	d2	d3	K	H	T	重量 KGS
HSK100A-SCA22- 90	HSK100A	192	90	61	29	30	22	100	22	34	34	6	24.3	M20*1.5P	
-135	HSK100A	237	135	106	29	30	22	100	22	34	34	6	24.3	M20*1.5P	
-SCA27- 90	HSK100A	198	90	61	29	30	28	100	27	40	40	7	30	M24*1.5P	
-135	HSK100A	243	135	106	29	30	28	100	27	40	40	7	30	M24*1.5P	
-SCA32- 90	HSK100A	202	90	61	29	30	32	100	32	47	47	8	35	M30*1.5P	
-135	HSK100A	247	135	106	29	30	32	100	32	47	47	8	35	M30*1.5P	
-SCA40- 90	HSK100A	210	90	61	29	30	40	100	40	55	55	10	43.7	M36*2.0P	
-135	HSK100A	255	135	106	29	30	40	100	40	55	55	10	43.7	M36*2.0P	

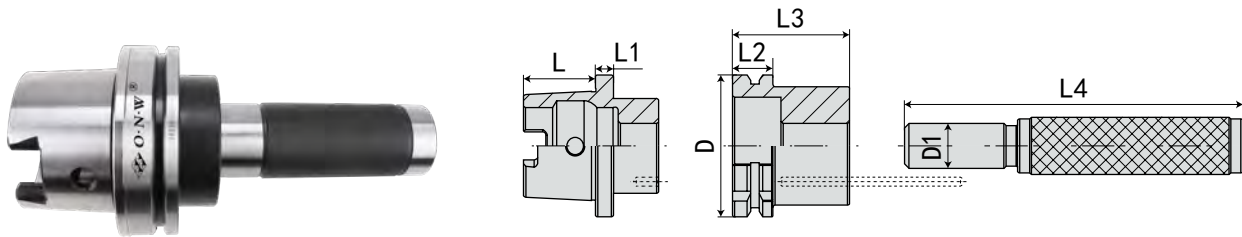
规格说明:





·HSK 三点组合校刀器

HSK THREE-POINT COMBINED TOOL CALIBRATOR



规格 / 型号 Model	D	D1	L	L1	L2	L3	L4	M
HSK40A-ATC	40	24	20	8	12	22	130	M8
HSK50A-ATC	50	28	25	8	18	28	130	M8
HSK63A-ATC	63	30	32	8	18	30	150	M8
HSK100A-ATC	100	40	50	10	19	45	150	M10

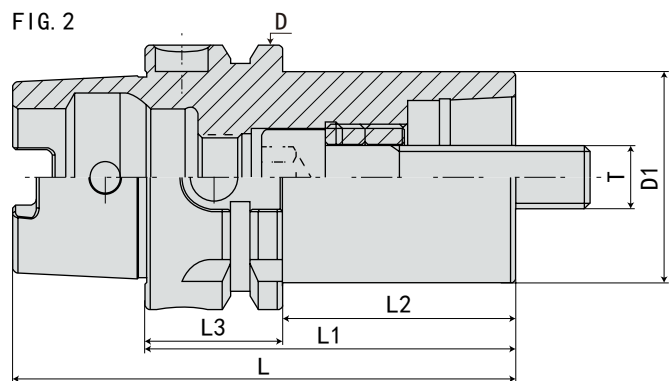
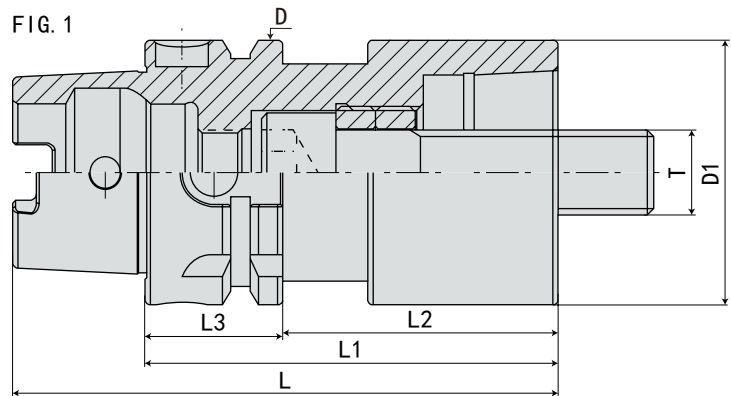
B

HSK SHANK SYSTEMS  
HSK 刀柄系列

·HSK50A-HSK 转换套 (内置螺丝)

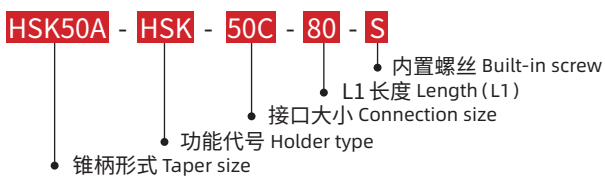
HSK50A-HSK CONVERSION SLEEVE (BUILT-IN SCREW)

B  
HSK 刀柄系列  
HSK SHANK SYSTEMS



规格 Model	L	L1	L2	L3	D	D1	T	FIG	重量 KGS
HSK50A-HSK50C-80S	105	80	54	26	50	50	M16*1	1	
-HSK40C-70S	95	70	44	26	50	40	M12*1	2	
-HSK32C-45S	70	45	19	26	50	32	M10*1	2	

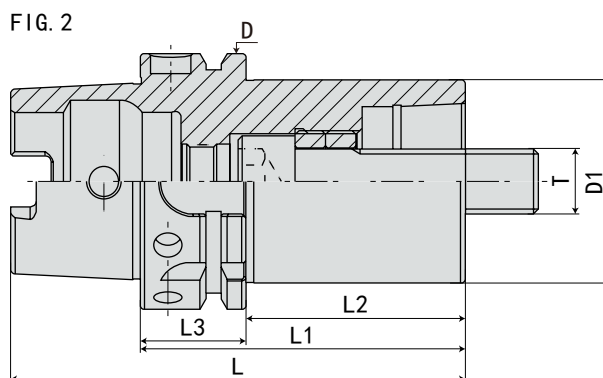
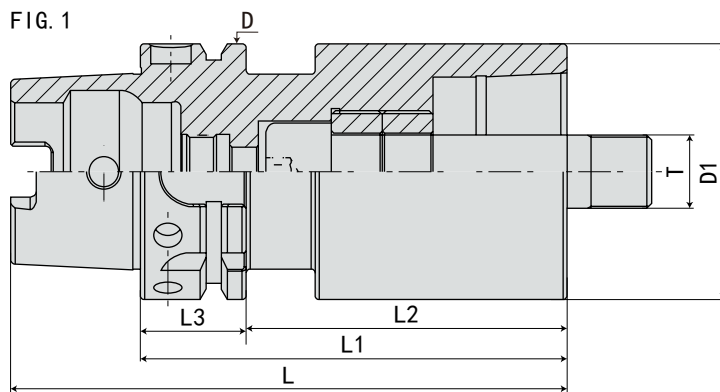
规格说明:



·HSK63A-HSK 转换套 (内置螺丝)

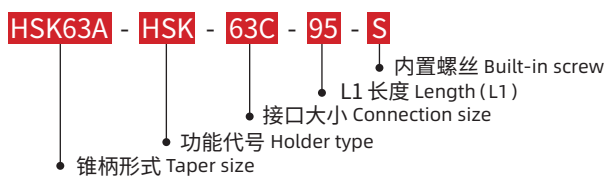
HSK63A-HSK CONVERSION SLEEVE (BUILT-IN SCREW)

B  
HSK SHANK SYSTEMS  
HSK 刀柄系列



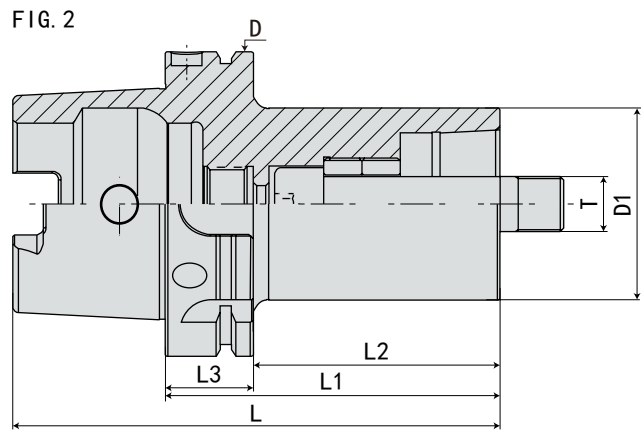
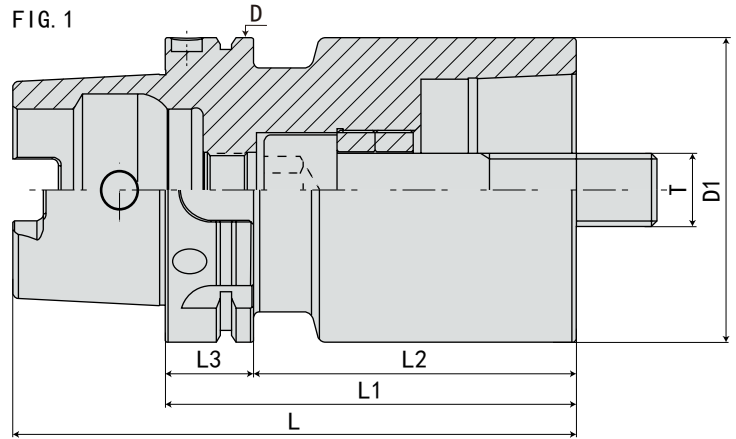
规格 Model	L	L1	L2	L3	D	D1	T	FIG	重量 KGS
HSK63A-HSK63C-95S	127	95	69	26	63	63	M18*1	1	
-HSK50C-80S	112	80	54	26	63	50	M16*1	2	
-HSK40C-80S	112	80	54	26	63	40	M12*1	2	
-HSK32C-45S	77	45	19	26	63	32	M10*1	2	

规格说明:



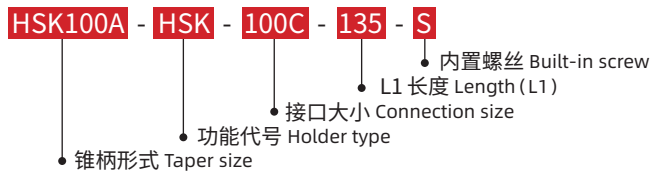
·HSK100A-HSK 转换套 (内置螺丝) HSK100A-HSK CONVERSION SLEEVE (BUILT-IN SCREW)

B  
HSK 刀柄系列  
HSK SHANK SYSTEMS



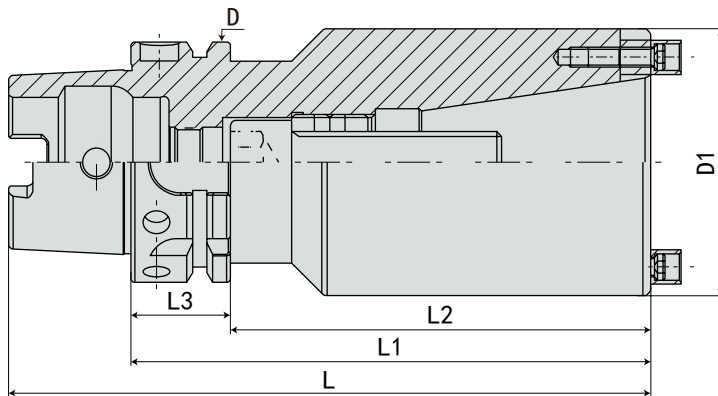
规格 Model	L	L1	L2	L3	D	D1	T	FIG	重量 KGS
HSK100A-HSK100C-135S	185	135	106	29	100	100	M24*1.5	1	
-HSK100C-200S	250	200	171	29	100	100	M24*1.5	1	
-HSK80C -130S	180	130	101	29	100	80	M18*1	2	
-HSK63C -110S	160	110	81	29	100	63	M16*1	2	
-HSK50C - 80S	130	80	51	29	100	50	M12*1	2	

规格说明:



·HSK63A-BT 转换套 (内置螺丝)

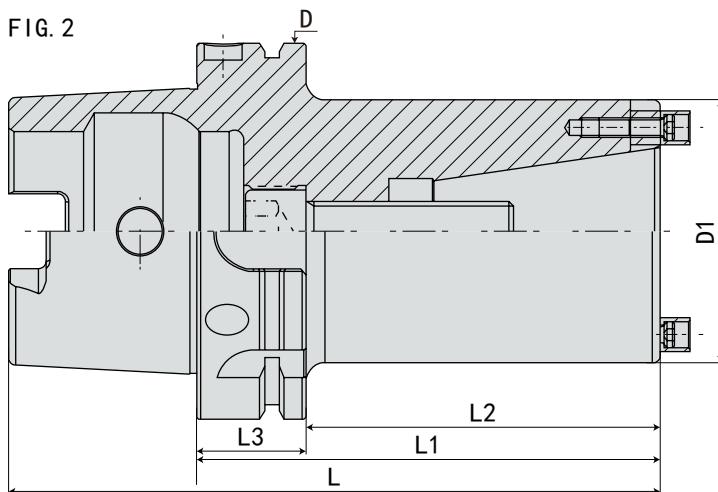
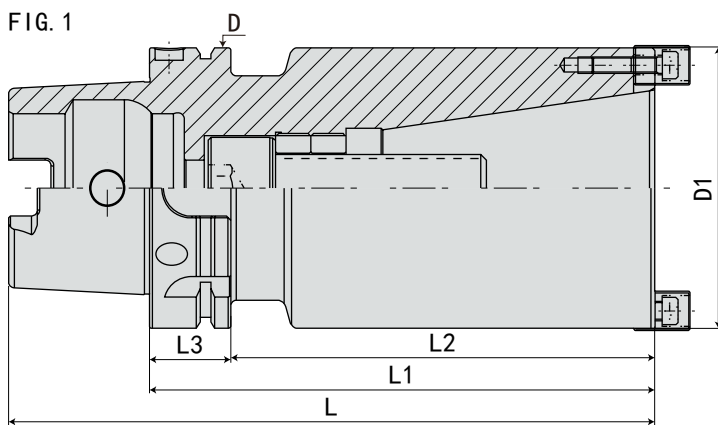
HSK63A-BT CONVERSION SLEEVE (BUILT-IN SCREW)



规格 Model	L	L1	L2	L3	D	D1	重量 KGS
HSK63A-BT40-135S	167	135	109	26	63	70	
-BT30- 80S	112	80	54	26	63	63	

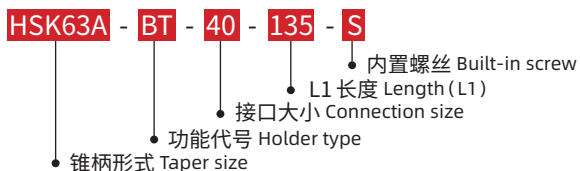
·HSK100A-BT 转换套 (内置螺丝)

HSK100A-BT CONVERSION SLEEVE (BUILT-IN SCREW)



规格 Model	L	L1	L2	L3	D	D1	FIG	重量 KGS
HSK100A-BT50-180S	230	180	151	29	100	100	1	
-BT40-125S	175	125	96	29	100	70	2	

规格说明:



·HSK 转换套 (内置夹紧单元)

HSK CONVERSION SLEEVE(CLAMPING CARTRIDGES)

FIG. 1

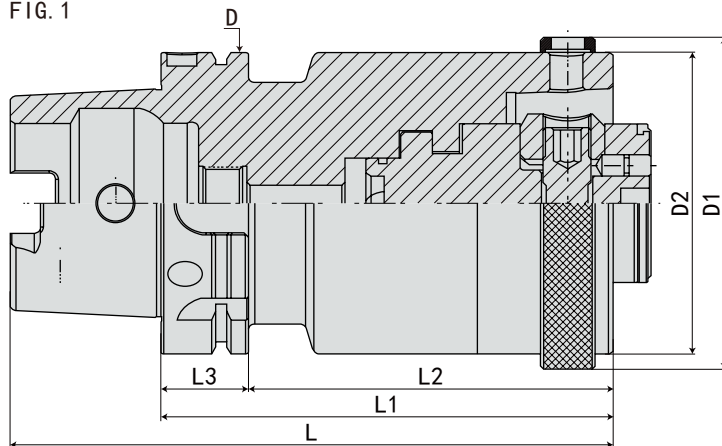
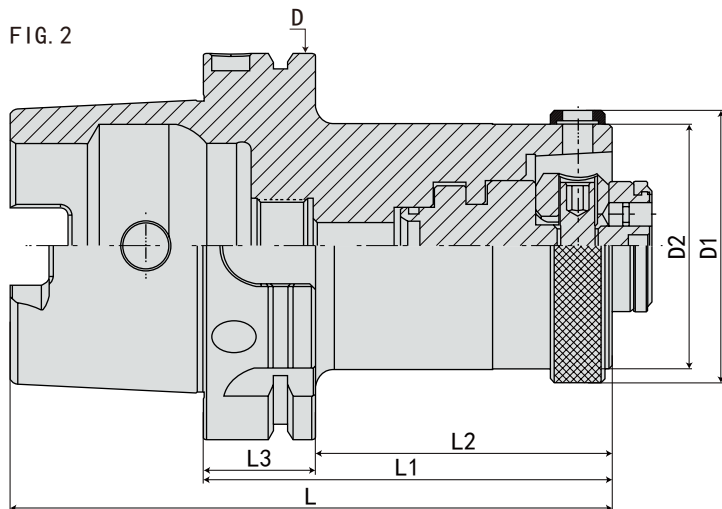


FIG. 2



规格	L	L1	L2	L3	D	D1	D2	FIG	重量
HSK50A- HSK32C- 60C	85	60	34	26	50	37	32	2	2
- HSK40C- 70C	95	70	44	26	50	45	40	2	2.5
- HSK50C- 80C	105	80	54	26	50	55	50	1	3
-100C	125	100	74	26	50	55	50	1	3.2
HSK63A- HSK32C- 70C	102	70	44	26	63	37	32	2	1
- HSK40C- 80C	112	80	54	26	63	45	40	2	1.1
- HSK50C- 80C	112	80	54	26	63	55	50	2	1.2
- HSK63C- 80C	112	80	54	26	63	70	63	1	1.6
-120C	162	120	94	26	63	70	63	1	2.4
HSK80A- HSK40C- 80C	120	80	54	26	80	45	40	2	1.2
- HSK50C- 80C	120	80	54	26	80	55	50	2	1.5
- HSK63C- 90C	130	90	64	26	80	70	63	2	2.5
- HSK80C-100C	140	100	74	26	80	87	80	1	5.5
-160C	200	160	134	26	80	87	80	1	7
HSK100A- HSK50C- 80C	130	80	51	29	100	55	50	2	1.7
- HSK63C-100C	150	100	71	29	100	70	63	2	2
- HSK80C-100C	150	100	71	29	100	87	80	2	3
-HSK100C-140C	190	140	111	29	100	110	100	1	6.5
-200C	250	200	171	29	100	110	100	1	8.9

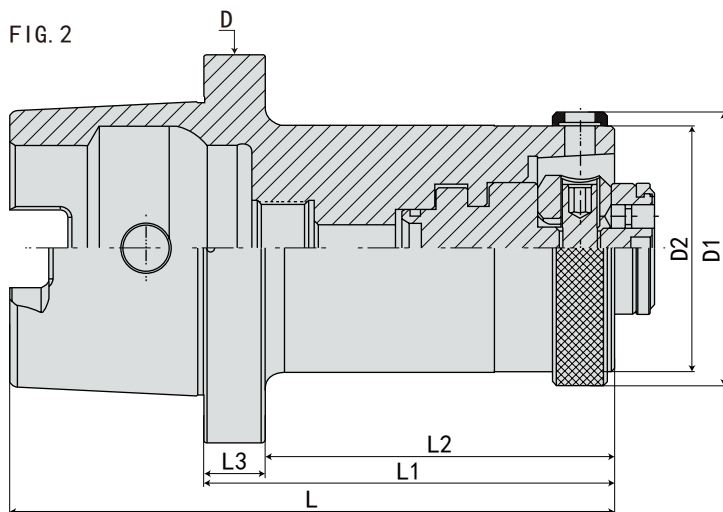
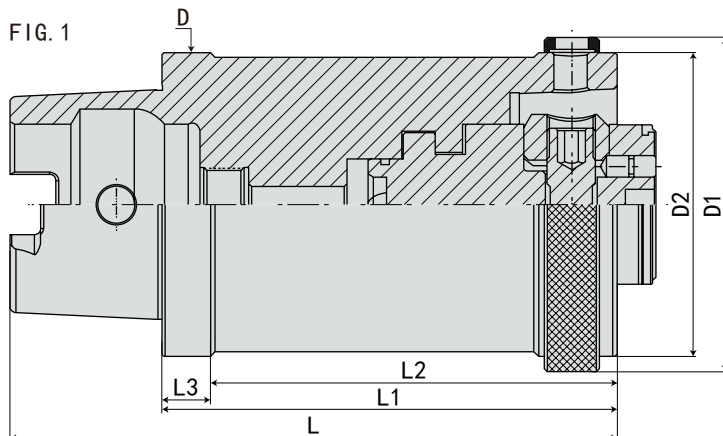
规格说明:

HSK50A - HSK - 32C - 60 - C

- 内置夹紧单元 Clamping cartridges
- L1 长度 Length (L1)
- 接口大小 Connection size
- 功能代号 Holder type
- 锥柄形式 Taper size

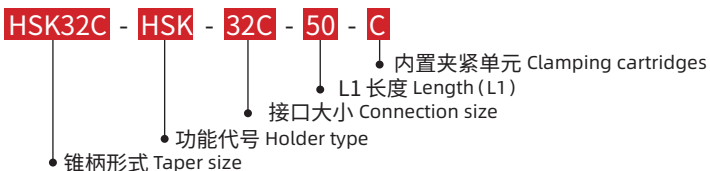
·HSK 转换套 (内置夹紧单元)

HSK CONVERSION SLEEVE(CLAMPING CARTRIDGES)



规格	L	L1	L2	L3	D	D1	D2	FIG	重量
HSK32C- HSK32C- 50C	66	50	30	20	32	37	32	1	1
- 70C	86	70	50	20	32	37	32	1	1.1
HSK40C- HSK32C- 50C	70	50	30	20	40	37	32	2	1.2
- HSK40C- 60C	80	60	40	20	40	45	40	1	1.4
- 80C	100	80	60	20	40	45	40	1	1.5
HSK50C- HSK32C- 50C	75	50	24	26	50	37	32	2	2
- HSK40C- 60C	85	60	34	26	50	45	40	2	2.5
- HSK50C- 60C	85	60	34	26	50	55	50	1	3
-100C	125	100	74	26	50	55	50	1	3.2
HSK63C- HSK32C- 50C	82	50	24	26	63	37	32	2	1
- HSK40C- 60C	92	60	34	26	63	45	40	2	1.1
- HSK50C- 60C	92	60	34	26	63	55	50	2	1.2
- HSK63C- 80C	112	80	54	26	63	70	63	1	1.6
-120C	152	120	94	26	63	70	63	1	2.4
HSK80C- HSK40C- 60C	100	60	34	26	80	45	40	2	1.2
- HSK50C- 80C	120	80	54	26	80	55	50	2	1.5
- HSK63C- 80C	120	80	54	26	80	70	63	2	2.5
- HSK80C- 80C	120	80	54	26	80	87	80	1	5.5
-120C	160	120	94	26	80	87	80	1	7
HSK100C- HSK50C- 80C	130	80	51	29	100	55	50	2	1.7
- HSK63C- 80C	130	80	51	29	100	70	63	2	2
- HSK80C-100C	150	100	71	29	100	87	80	2	3
-HSK100C-100C	150	100	71	29	100	110	100	1	6.5
-160C	210	160	131	29	100	110	100	1	8.9

规格说明:





# 手动HSK夹紧技术

MANUAL HSK CLAMPING TECHNOLOGY



# 手动HSK夹紧技术

MANUAL HSK CLAMPING TECHNOLOGY

## 夹紧套和法兰

CLAMPING CARTRIDGES AND FLANGES



# 手动HSK夹紧技术

MANUAL HSK CLAMPING TECHNOLOGY



**·产品概览**

## PRODUCT OVERVIEW

**夹紧筒和法兰** Clamping cartridges and flanges

HSK 夹持技术的一个重要组成部分是 KS 夹持筒。手动夹紧机构可提供最大的回缩力和夹紧力，其简单而坚固的设计可靠地实现了这一目标。KS 夹紧元件可直接或通过安装法兰用于主轴和基本夹头。通过卡口和夹持块本体到夹爪的最佳力流的刚性设计突出了 KS 夹持块的性能。通过 90° 旋转重型夹紧销，可简单地装配夹持器，确保装配安全。工具通过两个顶针顺利顶出，分散了作用力，大大减少了磨损。全喷射润滑、高压润滑和 MQL 版本的 KS 夹紧筒可交叉兼容使用。这使得机床更容易改装，以适应不同润滑方式的新加工任务。作为使用 HSK-A 和 HSK-C 的 MQL 应用的通用解决方案，我们提供 MQL 夹紧筒 MQL1。由于中央通道较大，气溶胶在输送过程中不会流失，而且流动性最佳。这样可以防止气溶胶的分离。MQL MQL 夹持器是专为 HSK-C 开发的。由于对表面密封进行了调整，可最大限度地减少该区域的填料。通过选择我们的夹持系统，可以安全地夹持所有 HSK 设计。

An important component of HSK clamping technology are the KS clamping cartridges. The manual clamping mechanism brings the highest draw-in and clamping forces, which are reliably achieved by the simple and solid design. The KS clamping cartridge is used in spindles and basic holders directly or via mounting flanges. The rigid design with optimum force flow via bayonet and cartridge body to the clamping jaws underlines the performance of KS clamping cartridges. The simple assembly of the cartridges via a 90° rotation against a heavy-duty clamping pin ensures safe assembly. The smooth ejection of the mold via the two ejector pins distributes the force and wear is significantly reduced. The KS clamping cartridges in the full-jet lubrication, high-pressure lubrication and MQL versions can be used in a cross-compatible manner. This makes it easier to retool the machine for new machining tasks with different lubrication. As a universal solution for MQL applications with HSK-A and HSK-C, we offers the MQL clamping cartridge MQL1. The large central passage allows the aerosol to be transported without loss and with optimized flow. This prevents segregation of the aerosol. The MQL MQL clamping cartridge was specially developed for HSK-C. By adapting the the frontal seal, the amount of bagging in this area is minimized in this area. With this selection of our clamping systems, it is possible to securely clamp all HSK structural shapes can be clamped safely.

标准 Standard	高压 High pressure	MQL1
		
<p>标准版 KS 夹紧元件是久经考验的全能型产品，几乎适用于所有加工应用。是久经考验的全能型夹持元件，几乎适用于所有加工应用。</p> <ul style="list-style-type: none"> <li>- 高刚性，不受载荷方向的影响</li> <li>- 对不一致的 HSK 底面不敏感</li> <li>- 远高于标准的高拉入力</li> </ul> <p>The standard version of the KS clamping cartridge is the tried-and-tested all-round model and suitable for almost all machining applications.</p> <ul style="list-style-type: none"> <li>- High rigidity independent of the load direction</li> <li>- Insensitive to inconsistent HSK bottoms</li> <li>- High pull-in force far above the standard</li> </ul>	<p>用于高压应用的夹紧筒适用于高达 150 巴的冷却液压力。此外，它还配备了经过优化的密封环，使系统密封更加安全。</p> <ul style="list-style-type: none"> <li>- 应用范围最高可达 150 巴</li> <li>- 改进的夹爪几何形状</li> <li>- 远高于标准的高拉力</li> </ul> <p>The clamping cartridge for high-pressure applications is suitable for coolant pressures up to 150 bar. It is additionally equipped with an optimized sealing ring for even more secure sealing of the system.</p> <ul style="list-style-type: none"> <li>- Application range up to 150 bar</li> <li>- Improved clamping jaw geometry</li> <li>- High pull-in force far above the standard</li> </ul>	<p>提供的 MQL1 夹持筒是用于 HSK-A 和 HSK-C 的 MQL 应用的通用解决方案。较大的中央通道可使气溶胶以最佳流量无损耗地输送。这样可以防止气溶胶分离。</p> <ul style="list-style-type: none"> <li>- 大型中央通道</li> <li>- 用于 HSK-A 和 HSK-C 的通用系统 MQL1</li> </ul> <p>As a universal solution for MQL applications with HSK-A and HSK-C, we offers the MQL1 clamping cartridge. The large central passage allows the aerosol can be transported without loss and with optimized transported. This prevents segregation of the of the aerosol is prevented.</p> <ul style="list-style-type: none"> <li>- Large central passage</li> <li>- Universal system MQL1 for HSK-A and HSK-C</li> </ul>
自第 134 页 From page 134	自第 134 页 From page 134	自第 134 页 From page 134

·产品概览

PRODUCT OVERVIEW

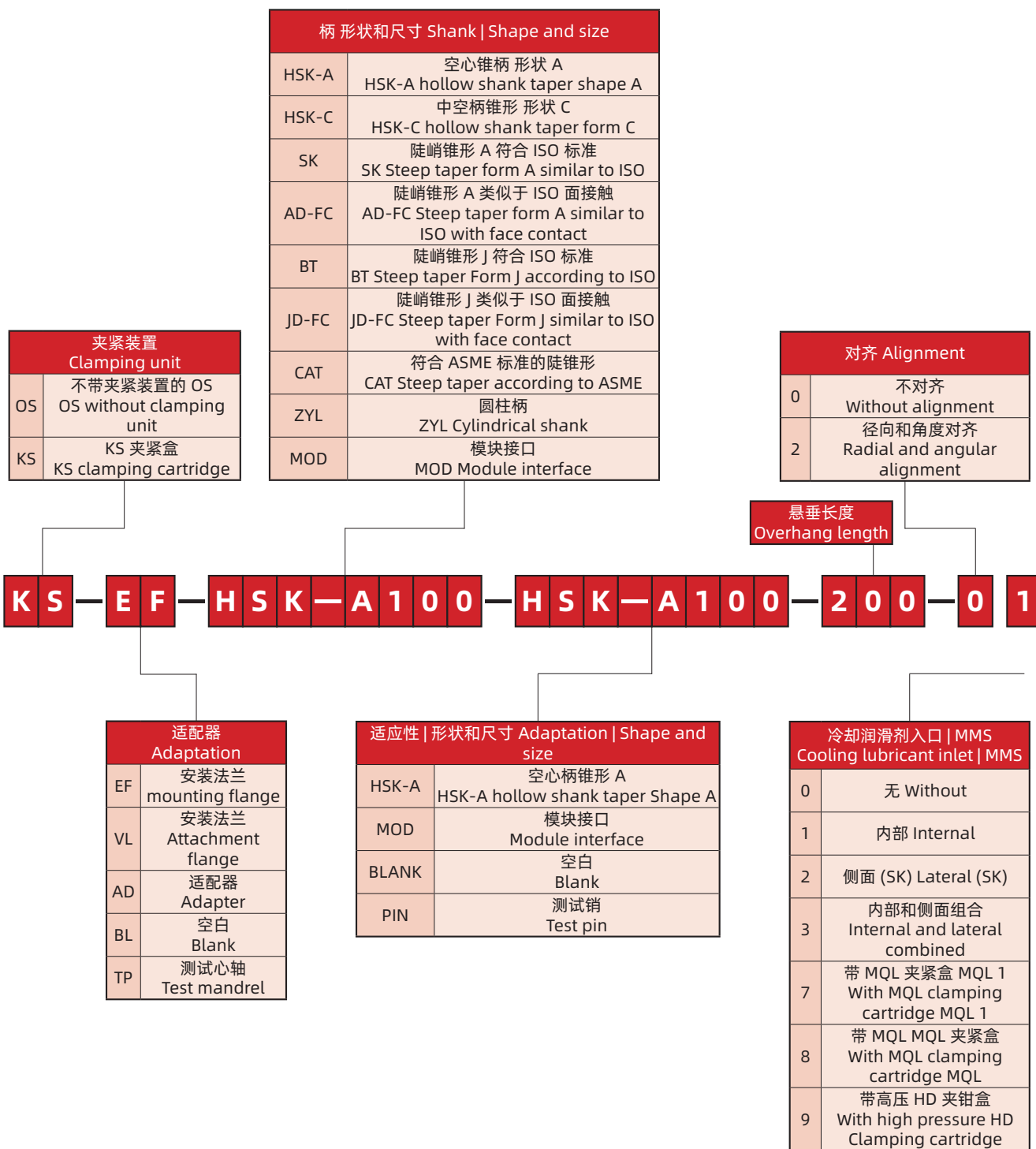


B  
HSK 刀柄系列  
HSK SHANK SYSTEMS

MQL	KS 安装法兰 KS installation flange	KS 延伸法兰 KS extension flange
		
<p>MMS 夹紧元件 MQL 是专为 HSK-C 而开发的。通过调整正面密封，可最大限度地减少该区域的下垂。</p> <ul style="list-style-type: none"> <li>- 大型中央通道</li> <li>- 采用特殊的几何形状密封 专用于 HSK-C</li> </ul> <p>The MQL MMS clamping cartridge was developed especially for HSK-C. By adapting the face seal, slumping in this area is minimized.</p> <ul style="list-style-type: none"> <li>- Large central passage</li> <li>- With the special sealing geometry exclusively for HSK-C</li> </ul>	<p>安装在机床主轴上，可安装 HSK 刀具</p> <ul style="list-style-type: none"> <li>- 具有径向和角度校准功能</li> <li>- 同心度可调</li> <li>- 还提供高压和 MQL 版本</li> <li>- 用于主轴内轮廓的模块连接尺寸 MN5000-12</li> </ul> <p>For installation in the machine spindle to accommodate HSK tools</p> <ul style="list-style-type: none"> <li>- With radial and angular alignment</li> <li>- Adjustable concentricity</li> <li>- Also available as high pressure and MQL version</li> <li>- Module connection dimensions for spindle inner contour MN5000-12</li> </ul>	<p>可安装在机床主轴上，或安装在 HSK 或 SK 适配器上，以适应 HSK 刀具。</p> <ul style="list-style-type: none"> <li>- 具有径向和角度校准功能</li> <li>- 同心度可调</li> <li>- 轴向跳动可调</li> <li>- 还提供高压和 MQL 版本</li> <li>- 主轴内轮廓 MN5000-14 的模块连接尺寸</li> </ul> <p>For installation in the machine spindle or in HSK or SK adapters to accommodate HSK tools.</p> <ul style="list-style-type: none"> <li>- With radial and angular alignment</li> <li>- Adjustable radial runout</li> <li>- Adjustable axial runout</li> <li>- Also available as high pressure and MQL version</li> <li>- Module connection dimensions for spindle inner contour MN5000-14</li> </ul>
<p>自第 134 页 From page 134</p>	<p>自第 134 页 From page 134</p>	<p>自第 134 页 From page 134</p>

## ·规格转换器的指定键

## DESIGNATION KEY FOR SPECIFICATION ADAPTER

 B  
 HSK SHANK SYSTEMS  
 HSK 刀柄系列




·手动 HSK 夹紧装置概览

OVERVIEW OF MANUAL HSK CLAMPING UNITS

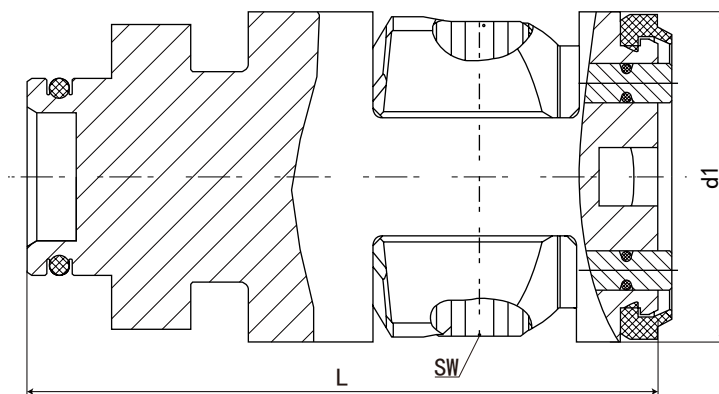


夹紧系统 Clamping systems	标准 KS 夹持元件 KS clamping cartridge Standard	KS 高压夹紧元件 KS clamping cartridge High pressure	KS 夹紧盒 MQL1 KS clamping cartridge MQL1	KS 夹钳盒 MMS MQL KS clamping cartridge MMS MQL
启动方式 Actuation type	用扭矩扳手转动 3-4 圈 3-4 turns with torque wrench	用扭矩扳手转动 3-4 圈 3-4 turns with torque wrench	用扭矩扳手转 3-4 圈 3-4 turns with Torque wrench	用扭矩扳手转 3-4 圈 3-4 turns with Torque wrench
执行点 (HSK63) Actuating point (HSK63)	径向, 端面后 9 mm Radial, 9 mm behind face	径向, 端面后 9 mm Radial, 9 mm behind face	径向, 端面后 9 mm Radial, 9 mm behind face	径向, 端面后 9 mm Radial, 9 mm behind face
夹紧力 (HSK63) Clamping force (HSK63)	30 kN	30 kN	30 kN	30 kN
传动扭矩 (HSK63) Actuating torque (HSK63)	20 Nm	20 Nm	20 Nm	20 Nm
中部 通道 (HSK63) Central passage (HSK63)	2 x $\phi$ 6 mm HSK-C 刀具的内部冷却液供应和 HSK-A 刀具不带冷却液管 Internal coolant supply on HSK-C tools and HSK-A tools without coolant tube	2 x $\phi$ 6 mm 在 HSK-C 刀具和 HSK-A 刀具上, 内部冷却液供应最高可达 150 bar 和不带冷却管的 HSK-A 刀具 Internal coolant supply up to 150 bar on HSK-C molds and HSK-A molds without coolant tube	中心直径 7 mm $\phi$ 7 mm central	中心直径 7 mm $\phi$ 7 mm central
直接安装主轴 Spindle direct mounting	是 yes	是 yes	是 yes	是 yes
可拉伸 HSK 型号 Tensionable HSK designs	HSK-A HSK-B HSK-C	HSK-D HSK-T	HSK-A HSK-B HSK-C	HSK-D HSK-T
HSK 尺寸 HSK sizes	HSK32 - HSK100	HSK32 - HSK100	HSK40 - HSK100	HSK40 - HSK100
应用 Application area	标准系统 Standard system	用于高冷却液压力的系统 System for high coolant pressures	MMS 应用系统 System for MMS applications	MMS 应用系统 System for MMS applications

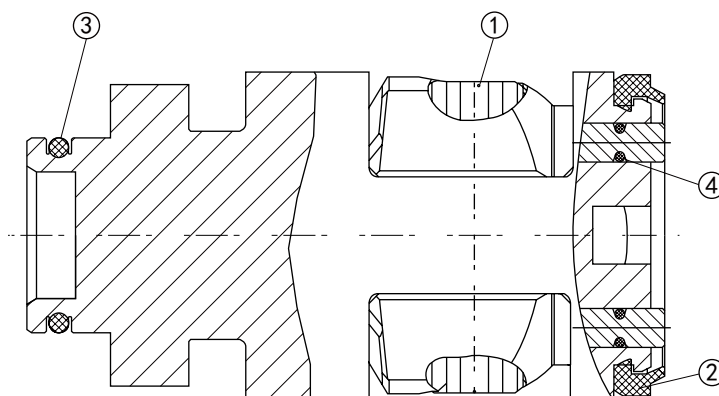


**·标准版 KS 夹紧筒**

## KS CLAMPING CARTRIDGES STANDARD VERSION



规格 Specification	尺寸 Construction dimensions		HSK-C	SW
	d1	L		
KS32-05	16.6	43.1	32	3
KS40-06	20.6	48.1	40	3
KS50-07	25.6	55.1	50	4
KS63-08	33.6	64.15	63	5
KS80-09	41.6	74.65	80	6
KS100-10	52.6	94.35	100	8


**高压设计的 KS 夹紧筒备件**

## SPARE PARTS FOR KS CLAMPING CARTRIDGES IN HIGH-PRESSURE DESIGN

HSK-C	螺纹主轴 Threaded spindle	密封环 (氟橡胶) Sealing ring (Viton®)	O 形圈 (氟橡胶) O-ring (Viton®)	O 形圈 (氟橡胶) O-ring (Viton®)	
	订购号 Order no.	订购号 Order no.	订购号 Order no.	订购号 Order no.	数量 Quantity
32					2
40					2
50					2
63					2
80					4
100					4

**尺寸 (毫米)**

应用：安装在机床主轴和适配器上，用于手动夹持 HSK 刀柄。冷却液压力最高 50 bar。

注：如果出现损坏或磨损，必须将夹紧块送回制造商进行维修。

请联系我们进行维修。有关维修更换、主轴直接安装 和 KS 夹紧筒的更多信息，请参见 "技术附录" 一章。

**Dimensions in mm**

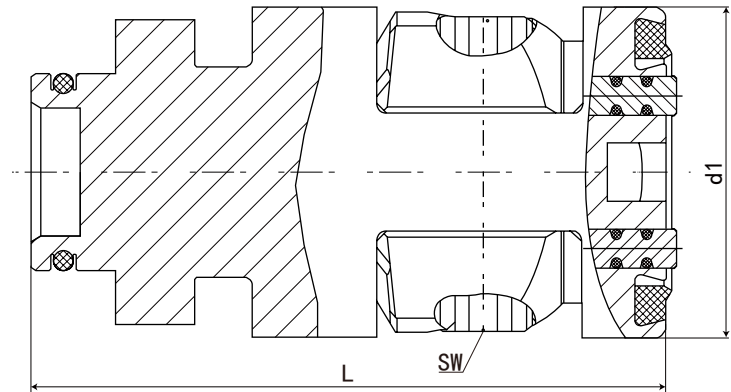
Application: For installation in machine spindles and adapters, for manual clamping of HSK shanks. For use with coolant pressures up to 50 bar.

Note: In the event of damage or wear, the clamping cartridge must be sent to us for repair.

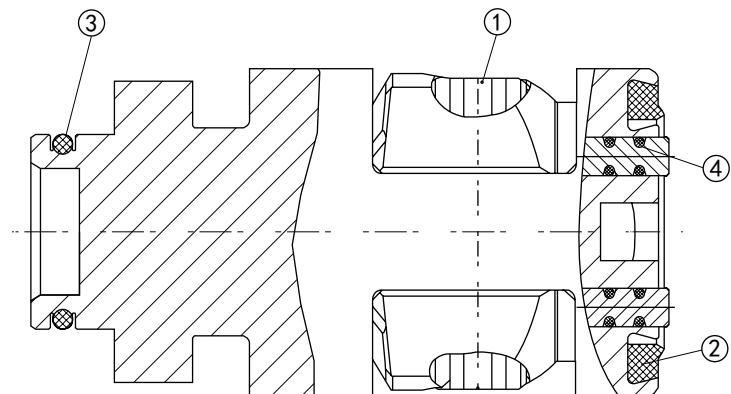
to us for repair. For more detailed information on repair exchange, direct spindle installation and KS clamping cartridges, see chapter "Technical appendix".

·专为高压应用而设计 KS 夹紧筒

DESIGN FOR HIGH PRESSURE APPLICATIONS KS CLAMPING CARTRIDGES



规格 Specification	尺寸 Construction dimensions		HSK-C	SW
	d1	L		
KS32-05-D	16.6	43.4	32	3
KS40-06-D	20.6	48.4	40	3
KS50-07-D	25.6	55.4	50	4
KS63-08-D	33.6	64.45	63	5
KS80-09-D	41.6	74.95	80	6
KS100-10-D	52.6	94.55	100	8



高压设计的 KS 夹紧筒备件

SPARE PARTS FOR KS CLAMPING CARTRIDGES IN HIGH-PRESSURE DESIGN

HSK-C	螺纹主轴 Threaded spindle	密封环 (氟橡胶) Sealing ring (Viton®)	O 形圈 (氟橡胶) O-ring (Viton®)	O 形圈 (氟橡胶) O-ring (Viton®)	数量 Quantity
	订购号 Order no.	订购号 Order no.	订购号 Order no.	订购号 Order no.	
32					2
40					2
50					2
63					2
80					4
100					4

尺寸 (毫米)

应用: 安装在机床主轴和适配器上, 用于手动夹紧 HSK 刀柄。冷却液压力最高可达 150bar。

注: 如果出现损坏或磨损, 必须将夹紧筒送至我们进行维修。

请联系我们进行维修。有关维修更换、主轴直接安装和 KS 夹紧块的更多信息, 请参见 "技术附录" 一章。

Dimensions in mm

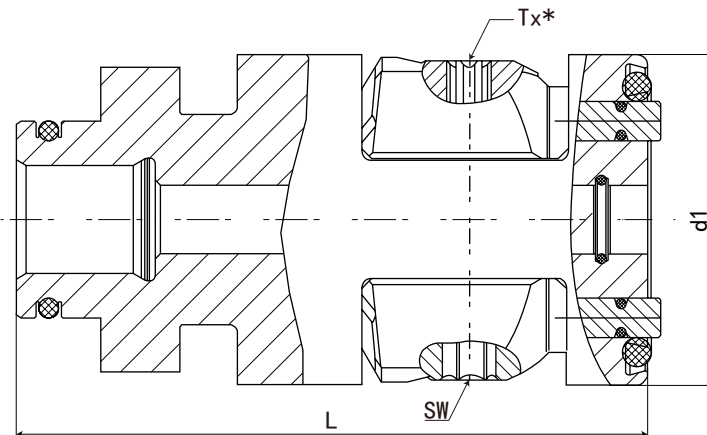
Usage: For installation in machine spindles and adapters, for manual clamping of HSK shanks. For use with coolant pressures up to 150 bar.

Note: In the event of damage or wear, the clamping cartridge must be sent to us for repair.

to us for repair. For more detailed information on repair exchange, direct spindle installation and KS clamping cartridges see chapter "Technical appendix".

**·KS 夹紧筒 (用于 MQL 应用的型号 MQL1)**

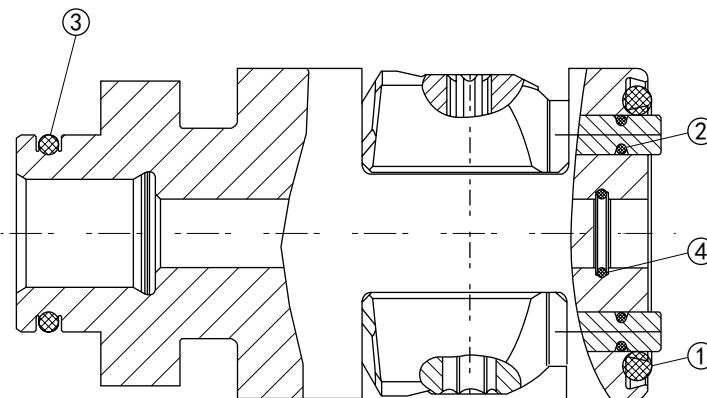
## KS CLAMPING CARTRIDGES(VERSION FOR MQL APPLICATIONS MQL1)



带外部 O 形圈的 KS 夹紧筒 - 用于 HSK-A 和 HSK-C 的 MQL1 型

KS CLAMPING CARTRIDGES WITH EXTERNAL O-RING - VERSION MQL1 FOR HSK-A AND HSK-C

规格 Specification	尺寸 Construction dimensions		HSK-C	SW	梅花头 Torx*
	d1	L			
KS40-06-MQL1	20.6	48.1	40	3	T10
KS50-07-MQL1	25.6	55.1	50	4	T20
KS63-08-MQL1	33.6	64.15	63	5	T25
KS80-09-MQL1	41.6	74.65	80	6	T30
KS100-10-MQL1	52.6	94.35	100	8	T45



带外部 O 形圈的 KS 夹紧筒 MMS 的备件 - 用于 HSK-A 和 HSK-C 的 MQL1 型

SPARE PARTS FOR KS CLAMPING CARTRIDGES MMS WITH EXTERNAL O-RING - VERSION MQL1 FOR HSK-A AND HSK-C

HSK-C	O 形圈 (氟橡胶) O-ring (Viton®)	O 形圈 (氟橡胶) O-ring (Viton®)	O 形圈 (氟橡胶) O-ring (Viton®)	O 形圈 (氟橡胶) O-ring (Viton®)
	订购号 Order no.	订购号 Order no.	订购号 Order no.	订购号 Order no.
40				
50				
63				
80				
100				

**尺寸 (毫米)**

应用: 用于安装在机床主轴和适配器上, 在手动夹持 HSK 刀柄时实现 MQL 介质的最佳集中进给。适用于单通道和双通道型号。

交货范围: 适配器管不包括在交货范围内, 请参见下页。

注: 如果出现损坏或磨损, 必须将夹紧元件送至我们进行维修。

\* 仅用于紧急释放功能。启动紧急释放功能后, 必须将夹紧元件送至我们进行维修。有关维修更换、主轴直接安装和 KS 夹紧元件的更多信息, 以及 MMS 张力元件的选择指南, 请参阅我们网站。MMS 夹紧元件的选择指南请参见 "技术附录" 一章。

**Dimensions in mm**

Usage: For installation in machine spindles and adapters, for optimum, central feed-through of the MQL medium during manual clamping of HSK shanks. Suitable for 1-channel and 2-channel versions.

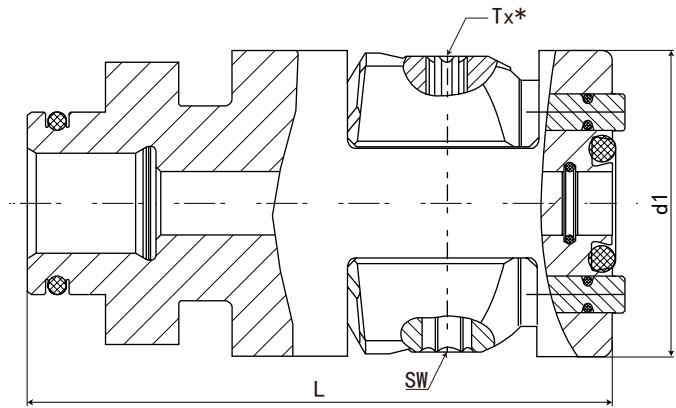
Scope of delivery: Adapter tubes are not included in the scope of delivery, see following pages.

Note: In case of damage or wear, the clamping cartridge must be sent to us for repair.

\* Serves exclusively for emergency release function. After actuation of the emergency release function, the cartridge must be sent to us for repair. More detailed information on repair replacement, direct spindle installation and KS clamping cartridges as well as a selection guide for the MMS clamping cartridges can be found in the chapter "Technical appendix".

·KS 夹紧盒 (用于 MQL 应用的版本 MQL)

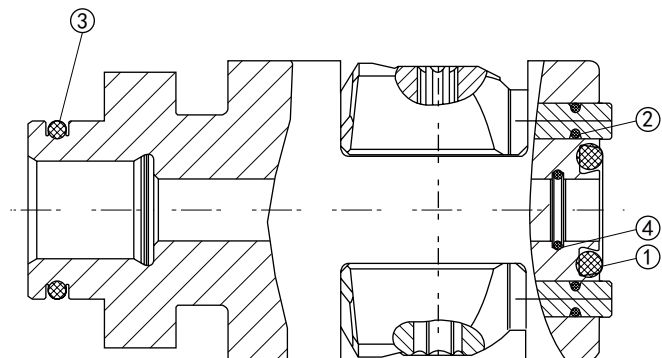
KS CLAMPING CARTRIDGES (VERSION FOR MQL APPLICATIONS MQL)



带内部 O 形圈的 KS 夹紧筒 - 用于 HSK-C 的 MQL 型

KS CLAMPING CARTRIDGES WITH INTERNAL O-RING - VERSION MQL FOR HSK-C

规格 Specification	尺寸 Construction dimensions		HSK-C	SW	梅花头 Torx*
	d1	L			
KS40-06-MQL	20.6	48.1	40	3	T10
KS50-07-MQL	25.6	55.1	50	4	T20
KS63-08-MQL	33.6	64.15	63	5	T25
KS80-09-MQL	41.6	74.65	80	6	T30
KS100-10-MQL	52.6	94.35	100	8	T45



带内部 O 形圈的 KS 夹紧筒 MMS 的备件 - 用于 HSK-C 的 MQL 型

SPARE PARTS FOR KS CLAMPING CARTRIDGES MMS WITH INTERNAL O-RING - VERSION MQL FOR HSK-C

HSK-C	O 形圈 (氟橡胶) O-ring (Viton®)	O 形圈 (氟橡胶) O-ring (Viton®)	O 形圈 (氟橡胶) O-ring (Viton®)	O 形圈 (氟橡胶) O-ring (Viton®)
	订购号 Order no.	订购号 Order no.	订购号 Order no.	订购号 Order no.
40				
50				
63				
80				
100				

尺寸 (毫米)

应用: 用于安装在机床主轴和适配器上, 以便在手动夹持 HSK 刀柄时实现 MQL 介质的最佳集中进给。适用于单通道和双通道型号。  
交货范围: 适配器管不包括在交货范围内, 请参见下页。

注: 如果出现损坏或磨损, 必须将夹紧筒送至 我们进行维修。

\* 仅用于紧急释放功能。启动紧急释放功能后, 必须将夹紧元件送至我们公司进行维修。有关维修更换、主轴直接安装和 KS 夹紧元件的更多信息, 以及 MMS 张力元件的选择指南, 请参阅我们网站。MMS 夹紧元件的选择指南请参见 " 技术附录 " 一章。

Dimensions in mm

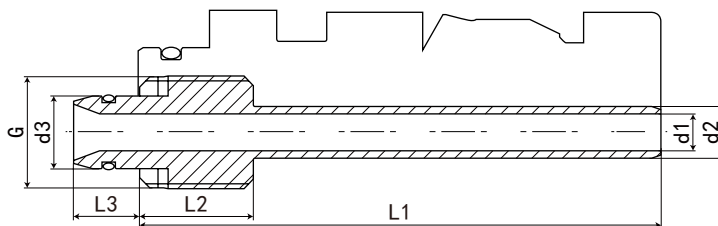
Usage: For installation in machine spindles and adapters, for optimum, central feed-through of the MQL medium during manual clamping of HSK shanks. Suitable for 1-channel and 2-channel versions.  
Scope of delivery: Adapter tubes are not included in the scope of delivery, see following pages.

Note: In case of damage or wear, the clamping cartridge must be sent to us for repair.

\* Serves exclusively for emergency release function. After actuation of the emergency release function, the cartridge must be sent to us for repair. More detailed information on repair replacement, direct spindle installation and KS clamping cartridges as well as a selection guide for the MMS clamping cartridges can be found in the chapter "Technical appendix".

**·附件 KS-MMS 夹紧筒**

## ACCESSORIES KS-MMS CLAMPING CARTRIDGES


**带拉钉过渡的转接管**
**ADAPTER TUBES WITH SPIGOT TRANSITION**

HSK-C	尺寸 Construction dimensions						
	d1	d2	d3*	G	L1	L2	L3
40	3.5	4.5	5.8	M10×1	48.05	10	7
50	4	5.5	7.8	M12×1	55.05	12	7
63	4	7	7.8	M12×1	64.05	14	7
80	8	10	11.3	M16×1	74.55	14	8
100	10	12	13.8	M18×1	94.25	14	10

\* 用于主轴侧连接孔 d3 H9

\* FOR SPINDLE-SIDE CONNECTING BORE D3 H9

HSK 内轮廓符合 MN5000-40-02-M 标准 HSK inner contour according to MN5000-40-02-M	尺寸 Construction dimensions		
	d1	L1 min.	L1 max.
40	6	49	43.5
50	8	54	48.5
63	8	62.5	57.5
80	11.5	72	65.5
100	14	94	87

**尺寸 (毫米)**

使用方法 用于 MQL 介质的无袋输送和穿透。

注: 有关合适的装配扳手, 请参见 "附件、备件和测量设备" 一章。

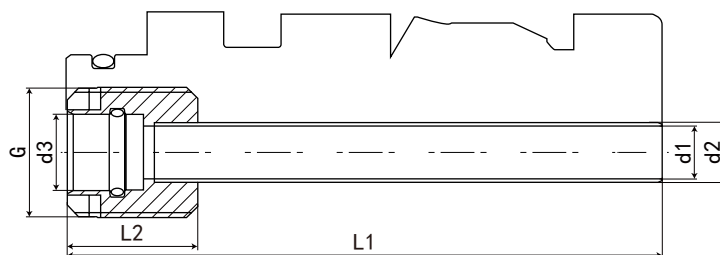
**Dimensions in mm**

Usage: For bagging-free transfer and feed-through of the MQL medium.

Note: For suitable mounting wrenches, see chapter "Accessories, spare parts and measuring equipment".

·附件 KS-MMS 夹紧筒

ACCESSORIES KS-MMS CLAMPING CARTRIDGES



带孔过渡的转接管

ADAPTER TUBES WITH BORE TRANSITION

HSK-C	尺寸 Construction dimensions					
	d1	d2	d3*	G	L1	L2
40	4	4.5	5	M10×1	48.05	10
50	5	5.5	7	M12×1	55.05	12
63	6	7	7	M12×1	64.05	14
80	8	10	10	M16×1	74.55	14
100	10	12	12	M18×1	94.25	14

\* 用于连接直径为 d3 的主轴侧传送管

\* FOR SPINDLE-SIDE TRANSFER TUBE WITH CONNECTION DIAMETER D3

尺寸 (毫米)

应用：用于不带转接管的 KS-MMS 夹紧筒。

注：有关合适的装配扳手，请参见 "附件、备件和测量设备" 一章。  
和测量设备" 一章。

Dimensions in mm

Application: For KS-MMS clamping cartridges when used without adapter tube.

Note: For suitable mounting wrenches, see chapter "Accessories, spare parts and measuring equipment".

**·KS 安装法兰**

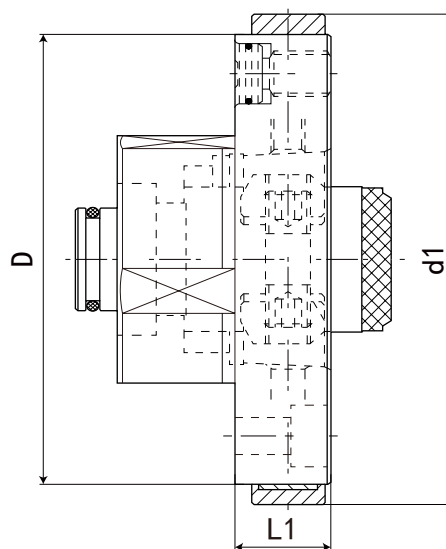
## KS INSTALLATION FLANGES

径向和角度对齐

主轴内轮廓 MN5000-12 的模块连接尺寸

WITH RADIAL AND ANGULAR ALIGNMENT

MODULE CONNECTION DIMENSIONS FOR SPINDLE INNER CONTOUR MN5000-12



带 KS 夹紧筒

WITH KS CLAMPING CARTRIDGE

规格 Specification	尺寸 Construction dimensions		HSK-C	D
	d1	L1		
KS-EF-MOD055-HSK-C032-013-21	61	13	32	55
KS-EF-MOD063-HSK-C040-015-21	70	15	40	63
KS-EF-MOD080-HSK-C050-017-21	87	17	50	80
KS-EF-MOD100-HSK-C063-021-21	108	21	63	100
KS-EF-MOD117-HSK-C080-021-21	125	21	80	117
KS-EF-MOD140-HSK-C100-028-21	150	28	100	140

配有用于高压的 KS 夹紧筒

WITH KS CLAMPING CARTRIDGE FOR HIGH PRESSURE

规格 Specification	尺寸 Construction dimensions		HSK-C	D
	d1	L1		
KS-EF-MOD055-HSK-C032-013-29	61	13	32	55
KS-EF-MOD063-HSK-C040-015-29	70	15	40	63
KS-EF-MOD080-HSK-C050-017-29	87	17	50	80
KS-EF-MOD100-HSK-C063-021-29	108	21	63	100
KS-EF-MOD117-HSK-C080-021-29	125	21	80	117
KS-EF-MOD140-HSK-C100-028-29	150	28	100	140

**尺寸 (毫米)**

应用：用于安装在机床主轴上，以容纳 HSK 刀具。交货包括 KS 夹紧块、推力块和螺纹销、盖环和圆柱头螺钉（用于固定 KS 安装法兰）。  
 设计：可通过机床主轴上的定位螺钉（用于校准）调节同心度。轴向跳动可通过安装法兰上的止推片和定位螺钉进行调节。

注：可在“夹紧筒”一章中找到合适的 KS 夹紧筒。盖环参见“附件、备件和测量设备”一章。有关安装尺寸的信息，请参见“技术附录”一章。

**Dimensions in mm**

Application: For installation in the machine spindle to accommodate HSK tools. Scope of delivery: With KS clamping cartridge, thrust piece and grub screw, cover ring and cap screws (for fastening the KS installation flange).

Design: Adjustable in concentricity by grub screws (for alignment) in the machine spindle. Adjustable in axial run-out by means of thrust piece and grub screw in the installation flange.

Note: Suitable KS clamping cartridges are available in the chapter in the clamping cartridges section. For cover rings, see chapter "Accessories, spare parts and measuring equipment". For information on the mounting dimensions, see chapter "Technical appendix".



·KS 安装法兰

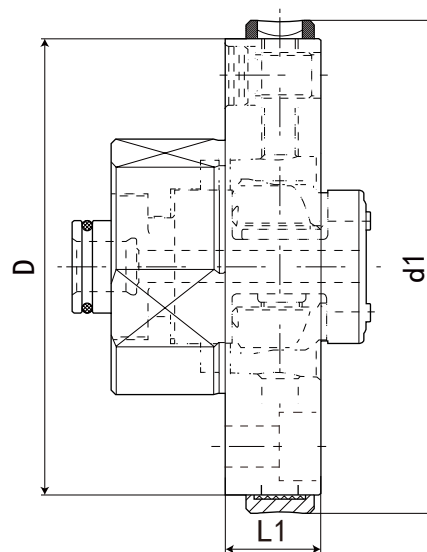
KS INSTALLATION FLANGES

径向和角度对齐

主轴内轮廓 MN5000-12 的模块连接尺寸

WITH RADIAL AND ANGULAR ALIGNMENT

MODULE CONNECTION DIMENSIONS FOR SPINDLE INNER CONTOUR MN5000-12



HSK-A、HSK-C, 带 MQL 夹紧筒 MQL1, 带外部 O 形圈

HSK-A, HSK-C WITH MQL1 MQL CLAMPING CARTRIDGE WITH EXTERNAL O-RING

规格 Specification	尺寸 Construction dimensions		HSK-C	D
	d1	L1		
KS-EF-MOD063-HSK-C040-015-27	70	15	40	63
KS-EF-MOD080-HSK-C050-017-27	87	17	50	80
KS-EF-MOD100-HSK-C063-021-27	108	21	63	100
KS-EF-MOD117-HSK-C080-021-27	125	21	80	117
KS-EF-MOD140-HSK-C100-028-27	150	28	100	140

专用于 HSK-C: 配有带内部 O 形圈的 MQL 夹紧筒

EXCLUSIVELY FOR HSK-C: WITH MQL MQL CLAMPING CARTRIDGE WITH INTERNAL O-RING

规格 Specification	尺寸 Construction dimensions		HSK-C	D
	d1	L1		
KS-EF-MOD063-HSK-C040-015-28	70	15	40	63
KS-EF-MOD080-HSK-C050-017-28	87	17	50	80
KS-EF-MOD100-HSK-C063-021-28	108	21	63	100
KS-EF-MOD117-HSK-C080-021-28	125	21	80	117
KS-EF-MOD140-HSK-C100-028-28	150	28	100	140

尺寸 (毫米)

用途: 用于安装在机床主轴中以固定 HSK 刀具。供货范围: 配有 MQL 夹紧盒、压力件和紧定螺钉、盖环和圆头螺钉 (用于紧固 KS 安装法兰)。

执行: 同心度可通过机床主轴上的紧定螺钉 (用于对准) 进行调节。

轴向跳动可使用安装法兰中的受压件和固定螺钉进行调节。

注意: 匹配的 MQL 夹紧盒可在夹紧盒区域章节中找到。盖环参见“附件、备件和测量设备”一章。有关安装尺寸的信息, 请参见“技术附录”一章。

Dimensions in mm

Use: For installation in the machine spindle to hold HSK tools. Scope of delivery: With MQL clamping cartridges, pressure piece and set screw, cover ring and cheese head screws (for fastening the KS mounting flange).

Execution: Concentricity adjustable by means of set screws (for alignment) in the machine spindle. The axial run-out can be adjusted using the pressure piece and set screw in the mounting flange.

Note: Matching MQL clamping cartridges are available in the chapter in the clamping cartridges area. Cover rings see chapter "Accessories, spare parts and measuring equipment". For information on the mounting dimensions, see the "Technical appendix" chapter.

**·KS 安装法兰**

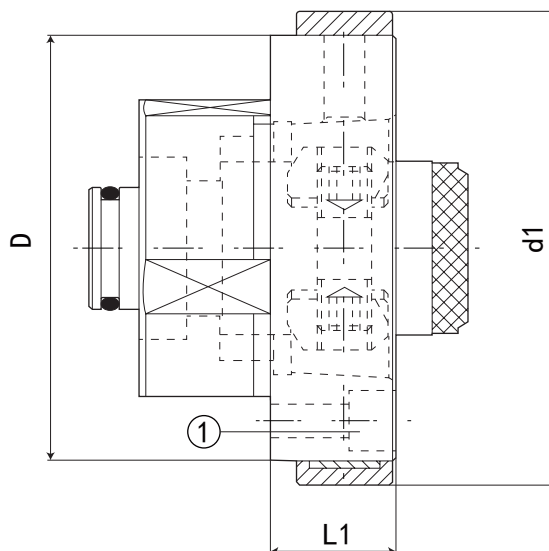
## KS INSTALLATION FLANGES

用于径向对齐的短主轴

主轴内轮廓 MN5000-13 的模块连接尺寸

FOR SHORT SPINDLES WITH RADIAL ALIGNMENT

MODULE CONNECTION DIMENSIONS FOR SPINDLE INNER CONTOUR MN5000-13



带 KS 夹紧筒

WITH KS CLAMPING CARTRIDGE

规格 Specification	尺寸 Construction dimensions		HSK-C	D
	d1	L1		
KS-EF-MOD040-HSK-C032-012-11	45	12	32	40
KS-EF-MOD050-HSK-C040-015-11	55	15	40	50
KS-EF-MOD063-HSK-C050-018-11	70	18.5	50	63
KS-EF-MOD080-HSK-C063-024-11	87	24	63	80

配有用于高压的 KS 夹紧筒

WITH KS CLAMPING CARTRIDGE FOR HIGH PRESSURE

规格 Specification	尺寸 Construction dimensions		HSK-C	D
	d1	L1		
KS-EF-MOD040-HSK-C032-012-19	45	12	32	40
KS-EF-MOD050-HSK-C040-015-19	55	15	40	50
KS-EF-MOD063-HSK-C050-018-19	70	18.5	50	63
KS-EF-MOD080-HSK-C063-024-19	87	24	63	80

**尺寸 (毫米)**

应用: 用于安装在短主轴上 (DIN 69002), 以适应 HSK 刀具。

交货包括: 标准 KS 夹紧块、盖环和盖螺钉 (用于固定 KS 安装法兰)。

设计: 通过机床主轴上的定位螺钉 (用于校准) 调节同心度。

注: 可在 "夹紧元件" 一章中找到合适的 KS 夹紧元件。盖环参见 "附件、备件和测量设备" 一章。有关安装尺寸的信息请参见 "技术附录" 一章。

天平质量: G 6.3, 3,000 min -1 (交货时)。

**Dimensions in mm**

Application: For installation in short spindles (DIN 69002) to accommodate HSK tools. Scope of delivery: With standard KS clamping cartridge, cover ring and cap screws (for fastening the KS installation flange).

Design: Adjustable in concentricity by grub screws (for alignment) in the machine spindle.

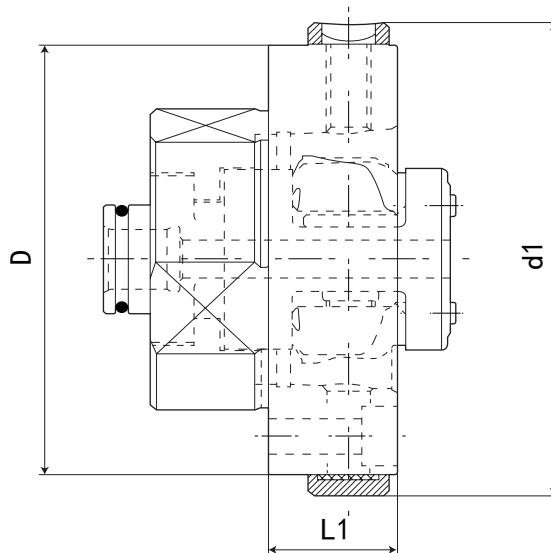
Note: Suitable KS clamping cartridges are available in the chapter in the clamping cartridges section. For cover rings, see chapter "Accessories, spare parts and measuring equipment". For information on mounting dimensions, see chapter "Technical Appendix".

 Balance quality: G 6.3 at 3,000 min<sup>-1</sup> as delivered.

·KS 安装法兰 / 备件 KS MOUNTING FLANGES / SPARE PARTS

用于径向定位的短主轴  
用于主轴内轮廓 MN5000-13 的模块连接尺寸

FOR SHORT SPINDLES WITH RADIAL ALIGNMENT  
MODULE CONNECTION DIMENSIONS FOR SPINDLE INNER CONTOUR MN5000-13



HSK-A、HSK-C, 带 MQL 夹紧筒 MQL1, 带外部 O 形圈  
HSK-A, HSK-C WITH MQL1 MQL CLAMPING CARTRIDGE WITH EXTERNAL O-RING

规格 Specification	尺寸 Construction dimensions		HSK-C	D
	d1	L1		
KS-EF-MOD050-HSK-C040-015-17	55	15	40	50
KS-EF-MOD063-HSK-C050-018-17	70	18.5	50	63
KS-EF-MOD080-HSK-C063-024-17	87	24	63	80

专用于 HSK-C: 配有带内部 O 形圈的 MQL 夹紧筒  
EXCLUSIVELY FOR HSK-C: WITH MQL MQL CLAMPING CARTRIDGE WITH INTERNAL O-RING

规格 Specification	尺寸 Construction dimensions		HSK-C	D
	d1	L1		
KS-EF-MOD050-HSK-C040-015-18	55	15	40	50
KS-EF-MOD063-HSK-C050-018-18	70	18.5	50	63
KS-EF-MOD080-HSK-C063-024-18	87	24	63	80

用于 KS 安装法兰的备件, 带径向和角度校准功能  
SPARE PARTS FOR KS INSTALLATION FLANGES WITH RADIAL AND ANGULAR ALIGNMENT

D	所需数量 Required number	符合 ISO 4762 标准的圆头螺钉 Cheese head screw according to ISO 4762		压力件 thrust piece		定位螺钉 Grub screw	
		尺寸 Size	订购号 Order no.	规格 Specification	订购号 Order no.	规格 Specification	订购号 Order no.
55	6	M5×16-12.9		φ7.6×4		M6×8-KLF	
63	6	M5×20-12.9		φ7.6×4		M6×8-KLF	
80	6	M6×20-12.9		φ10.6×5		M8×1×11.5-KLR	
100	6	M8×25-12.9		φ12.8×5		M10×1×14-KLR	
117	6	M8×25-12.9		φ12.8×5		M10×1×14-KLR	
140	6	M10×30-12.9		φ12.8×5		M10×1×20-45H-KLR	

**用于短主轴的 KS 安装法兰的备件**

SPARE PARTS FOR KS INSTALLATION FLANGES FOR SHORT SPINDLES

D	所需数量 Required number	符合 ISO 4762 标准的圆头螺钉 Cheese head screw according to ISO 4762	
		尺寸 Size	订购号 Order no.
40	6	M3×16-12.9	
50	6	M4×20-12.9	
63	6	M5×25-12.9	
80	6	M6×30-12.9	

**尺寸 (毫米)**

应用：用于安装在短主轴上（DIN 69002），以适应 HSK 刀具。

交货包括：标准 MQL 夹具、盖环和盖螺钉（用于固定 KS 安装法兰）。

设计：通过机床主轴上的固定螺钉（用于校准）调节同心度。

注：有关配套的 MQL 夹紧元件，请参见夹紧元件部分。盖环参见 "附件、备件和测量设备" 章节。有关安装尺寸的信息参见 "技术附录" 章节。

平衡质量：G 6.3, 3,000 min<sup>-1</sup>（交货时）。

**Dimensions in mm**

Application: For installation in short spindles (DIN 69002) to accommodate HSK tools.

Scope of delivery: With standard MQL clamping cartridge, cover ring and cap screws (for fastening the KS installation flange).

Design: Adjustable in concentricity by means of set screws (for alignment) in the machine spindle.

Note: For matching MQL clamping cartridges, see section "Clamping cartridges". For cover rings, see chapter "Accessories, spare parts and measuring equipment". For information on mounting dimensions, see chapter "Technical Appendix".

Balance quality: G 6.3 at 3,000 min<sup>-1</sup> as delivered.

·面向 KS 的法兰

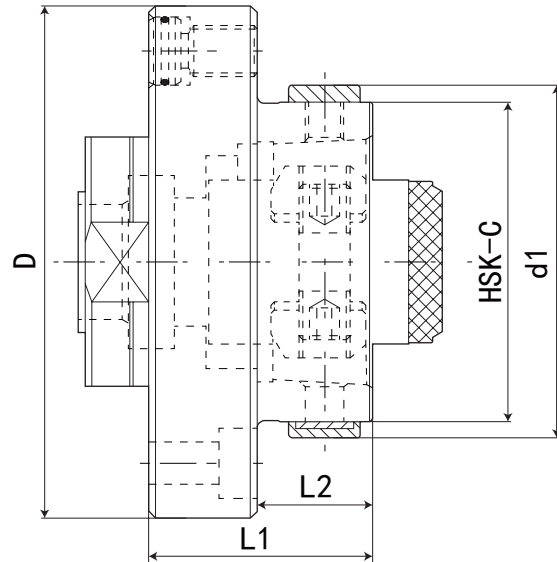
KS FACING FLANGE

径向和角度对齐

模块连接尺寸符合 MN5000-14 标准

WITH RADIAL AND ANGULAR ALIGNMENT

MODULE CONNECTION DIMENSIONS ACCORDING TO MN5000-14



规格 Specification	尺寸 Construction dimensions			HSK-C	模块直径 D Module diameter D
	d1	L1	L2		
KS-VL-MOD060-HSK-C032-026-21	37	26	13	32	60
KS-VL-MOD070-HSK-C040-030-21	45	30	15	40	70
KS-VL-MOD080-HSK-C050-035-21	55	35	18	50	80
KS-VL-MOD080-HSK-C050-100-21	55	100	83	50	80
KS-VL-MOD080-HSK-C050-150-21	55	150	133	50	80
KS-VL-MOD080-HSK-C050-200-21	55	200	183	50	80
KS-VL-MOD100-HSK-C063-043-21	70	43	22	63	100
KS-VL-MOD100-HSK-C063-100-21	70	100	79	63	100
KS-VL-MOD100-HSK-C063-150-21	70	150	129	63	100
KS-VL-MOD100-HSK-C063-200-21	70	200	179	63	100
KS-VL-MOD117-HSK-C080-050-21	87	50	29	80	117
KS-VL-MOD117-HSK-C080-100-21	87	100	79	80	117
KS-VL-MOD117-HSK-C080-150-21	87	150	129	80	117
KS-VL-MOD117-HSK-C080-200-21	87	200	179	80	117
KS-VL-MOD140-HSK-C100-070-21	110	70	42	100	140
KS-VL-MOD140-HSK-C100-100-21	110	100	72	100	140
KS-VL-MOD140-HSK-C100-150-21	110	150	122	100	140
KS-VL-MOD140-HSK-C100-200-21	110	200	172	100	140

尺寸 (毫米)

应用: 安装在机床主轴上, 或安装在 HSK 或 SK 适配器上, 以适应 HSK 刀具。

交货包括: 标准 KS 夹紧块、盖环和盖形螺钉 (用于固定 KS 安装法兰)。

设计: 可通过机床主轴或 HSK 或 SK 转换接头中的固定螺钉 (用于校准) 调节同心度。通过止推片和安装法兰上的固定螺钉可调节轴向跳动。

注: 可在夹紧元件章节中找到合适的 KS 夹紧元件。盖环参见 "附件、备件和测量设备" 一章。有关有关安装尺寸的信息请参见 "技术附录" 一章。

天平质量: G 6.3, 3,000 min<sup>-1</sup> (交货时)。

Dimensions in mm

Application: For installation in the machine spindle or in HSK or SK adapters to accommodate HSK tools.

Scope of delivery: With standard KS clamping cartridge, cover ring and cap screws (for fastening the KS installation flange).

Design: Adjustable in concentricity by set screws (for alignment) in the machine spindle or in the HSK or SK adapter. Adjustable in axial run-out by means of thrust piece and grub screw in the attachment flange.

Note: Suitable KS clamping cartridges are available in the chapter in the clamping cartridges section. For cover rings, see chapter "Accessories, spare parts and measuring equipment". For information on mounting dimensions, see chapter "Technical Appendix".

Balance quality: G 6.3 at 3,000 min<sup>-1</sup> as delivered.

**·面向 KS 的法兰**

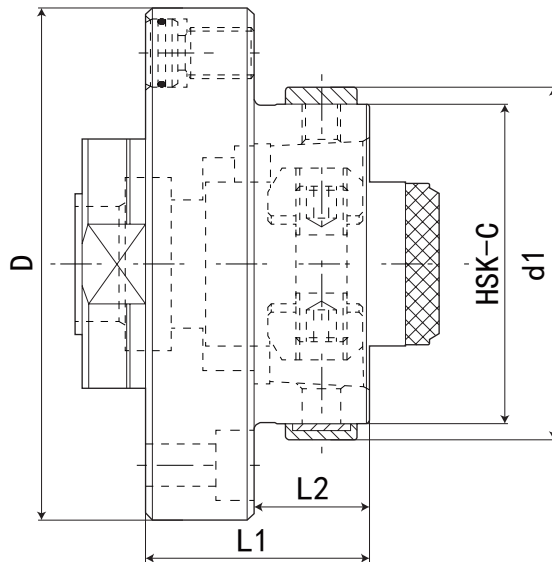
## KS FACING FLANGE

径向和角度对齐

模块连接尺寸符合 MN5000-14 标准

WITH RADIAL AND ANGULAR ALIGNMENT

MODULE CONNECTION DIMENSIONS ACCORDING TO MN5000-14



规格 Specification	尺寸 Construction dimensions			HSK-C	模块直径 D Module diameter D
	d1	L1	L2		
KS-VL-MOD060-HSK-C032-026-29	37	26	13	32	60
KS-VL-MOD070-HSK-C040-030-29	45	30	15	40	70
KS-VL-MOD080-HSK-C050-035-29	55	35	18	50	80
KS-VL-MOD100-HSK-C063-043-29	70	43	22	63	100
KS-VL-MOD117-HSK-C080-050-29	87	50	29	80	117
KS-VL-MOD140-HSK-C100-070-29	110	70	42	100	140

**尺寸 (毫米)**

尺寸单位: 毫米。

应用: 用于安装在机床主轴上, 或安装在 HSK 或 SK 适配器上, 以适应 HSK 刀具。

交货包括: 用于高压的标准 KS 夹紧筒、盖环和盖螺钉 (用于固定 KS 安装法兰)。

设计: 可通过机床主轴或 HSK 或 SK 转换接头中的固定螺钉 (用于校准) 调节同心度。通过止推片和安装法兰上的固定螺钉可调节轴向跳动。

注: 有关适用于高压的 KS 夹紧元件, 请参见 "夹紧元件" 一章。盖环参见 "附件、备件和测量设备" 章节。有关安装尺寸的信息, 请参见 "技术附录" 一章。

天平质量: G 6.3, 3,000 min -1 (交货时)。

**Dimensions in mm**

Application: For installation in the machine spindle or in HSK or SK adapters to accommodate HSK tools.

Scope of delivery: With standard KS clamping cartridge for high pressure, cover ring and cap screws (for fastening the KS installation flange).

Design: Adjustable in concentricity by set screws (for alignment) in the machine spindle or in the HSK or SK adapter. Adjustable in axial run-out by means of thrust piece and grub screw in the attachment flange.

Note: For a suitable KS clamping cartridge for high pressure, please refer to the chapter on clamping cartridges. For cover rings, see chapter "Accessories, Spare Parts and Measuring Equipment". For information on mounting dimensions, see chapter "Technical Appendix".

Balance quality: G 6.3 at 3,000 min -1 as delivered.

·面向 KS 的法兰

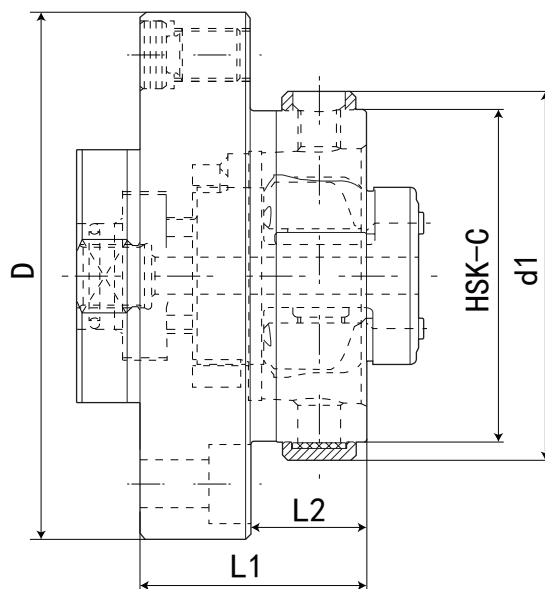
KS FACING FLANGE

径向和角度对齐

模块连接尺寸符合 MN5000-14 标准

WITH RADIAL AND ANGULAR ALIGNMENT

MODULE CONNECTION DIMENSIONS ACCORDING TO MN5000-14



HSK-A、HSK-C, 带 MQL 夹紧筒 MQL1, 带外部 O 形圈

HSK-A, HSK-C WITH MQL1 MQL CLAMPING CARTRIDGE WITH EXTERNAL O-RING

规格 Specification	尺寸 Construction dimensions			HSK-C	模块直径 D Module diameter D
	d1	L1	L2		
KS-VL-MOD070-HSK-C040-030-27	45	30	15	40	70
KS-VL-MOD080-HSK-C050-035-27	55	35	18	50	80
KS-VL-MOD100-HSK-C063-043-27	70	43	22	63	100
KS-VL-MOD117-HSK-C080-050-27	87	50	29	80	117
KS-VL-MOD140-HSK-C100-070-27	110	70	42	100	140

专用于 HSK-C: 配有带内部 O 形圈的 MQL 夹紧筒

EXCLUSIVELY FOR HSK-C: WITH MQL MQL CLAMPING CARTRIDGE WITH INTERNAL O-RING

规格 Specification	尺寸 Construction dimensions			HSK-C	模块直径 D Module diameter D
	d1	L1	L2		
KS-VL-MOD070-HSK-C040-030-28	45	30	15	40	70
KS-VL-MOD080-HSK-C050-035-28	55	35	18	50	80
KS-VL-MOD100-HSK-C063-043-28	70	43	22	63	100
KS-VL-MOD117-HSK-C080-050-28	87	50	29	80	117
KS-VL-MOD140-HSK-C100-070-28	110	70	42	100	140

尺寸 (毫米)

应用: 用于安装在机床主轴上, 或安装在 HSK 或 SK 适配器上, 以适应 HSK 刀具。

交货包括: 标准 MMS 夹紧筒、盖环和圆柱头螺钉 (用于固定 KS 安装法兰)。

设计: 可通过机床主轴或 HSK 或 SK 转换接头中的定位螺钉 (用于校准) 调节同心度。通过推力件和安装法兰上的固定螺钉可调节轴向跳动。

注: 可在夹紧筒一章中找到合适的 MQL 夹紧筒。盖环参见 "附件、备件和测量设备" 一章。有关安装尺寸的信息请参见 "技术附录" 一章。

天平质量: G 6.3, 3,000 min<sup>-1</sup> (交货时)。

Dimensions in mm

Application: For installation in the machine spindle or in HSK or SK adapters to accommodate HSK tools.

Scope of delivery: With standard MQL clamping cartridges cover ring and cap screws (for fastening the KS installation flange).

Design: Adjustable in concentricity by set screws (for alignment) in the machine spindle or in the HSK or SK adapter. Adjustable in axial run-out by means of thrust piece and set screw in the attachment flange.

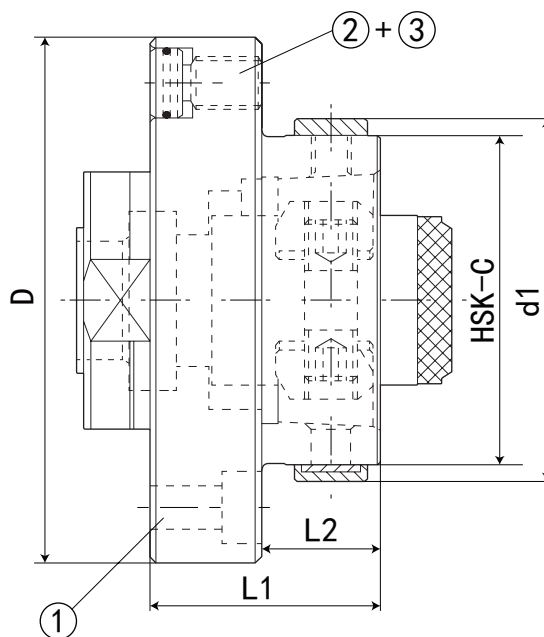
Note: Suitable MQL clamping cartridges are available in the chapter in the clamping cartridges section. For cover rings, see chapter "Accessories, spare parts and measuring equipment". For information on mounting dimensions, see chapter "Technical Appendix".

Balance quality: G 6.3 at 3,000 min<sup>-1</sup> as delivered.



·KS 连接法兰的备件

SPARE PARTS FOR KS ATTACHMENT FLANGE



B  
HSK 刀柄系列  
HSK SHANK SYSTEMS

根据 MN 5000-14 标准进行径向和角度校准的 KS 面法兰的备件

SPARE PARTS FOR KS FACING FLANGE WITH RADIAL AND ANGULAR ALIGNMENT ACCORDING TO MN 5000-14

模块直径 D Module diameter D	所需数量 Required number	①符合 ISO 4762 标准的酪头螺钉 Cheese head screw according to ISO 4762		②止推件 Thrust piece		③定位螺钉 Grub screw	
		尺寸 Size	订购号 Order no.	规格 Specification	订购号 Order no.	规格 Specification	订购号 Order no.
60	4	M5×16-12.9		φ10.6×5		M8×1×8-KLR	
70	4	M6×20-12.9		φ10.6×5		M8×1×8-KLR	
80	4	M6×20-12.9		φ10.6×5		M8×1×11.5-KLR	
100	4	M8×25-12.9		φ12.8×5		M10×1×14-KLR	
117	4	M8×25-12.9		φ12.8×5		M10×1×14-KLR	
140	4	M10×30-12.9		φ12.8×5		M10×1×20-45H-KLR	