



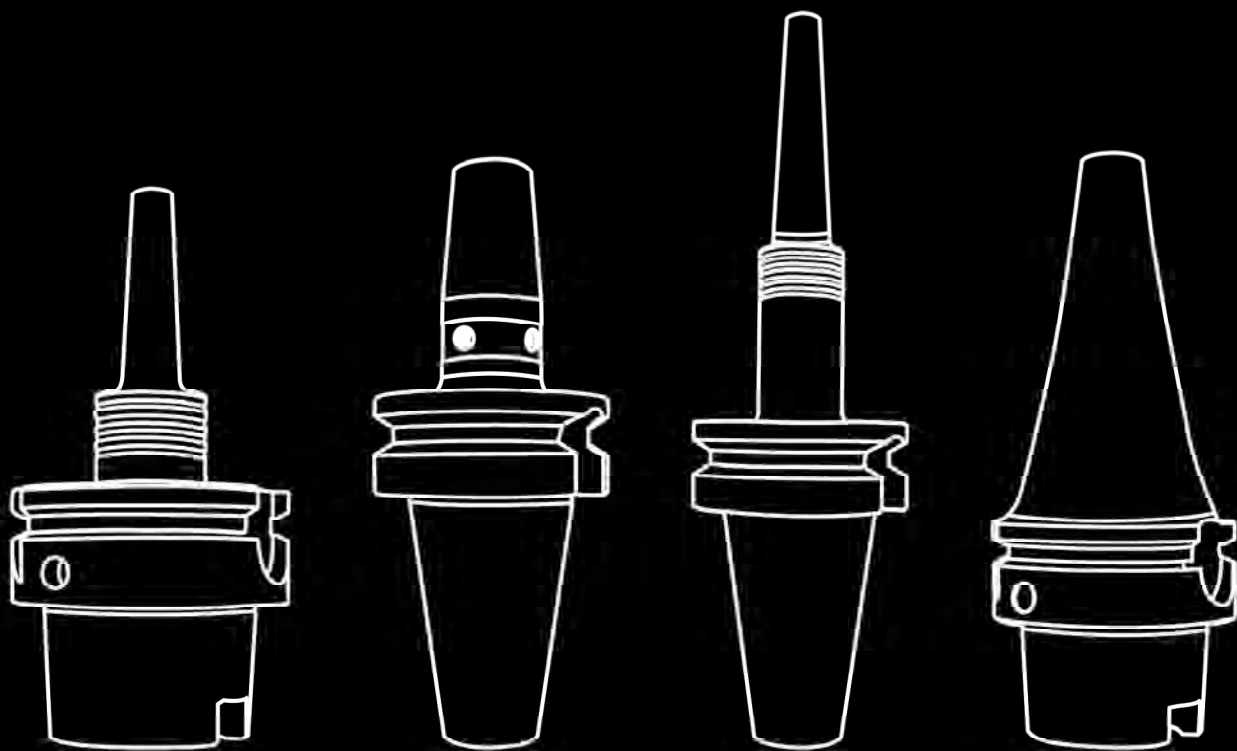
欧诺威


SHANDONG OUNUOWEI NUMERICAL CONTROL TOOL CO.,LTD

热缩刀柄

2024

您身边的数控刀具专家
YOU AROUND THE CNC TOOL EXPERTS





»»»2024

CNC TOOL ONE-STOP PROCUREMENT

CNC TOOL

Please enter your headline Please enter your headlinePlease enter your headlinePlease enter your headline Please enter your headlinePlease enter your headlinePlease enter your headline P
lease enter your headlinePlease enter your headlinePlease enter your headline Please enter your headline Please enter your headlinePlease enter your headline
Please enter your headline Please enter your headlinePlease enter your headlinePlease enter your headline
Please enter your headline please enter your headlineplease enter your headline
Please enter your headline Please enter your headlinePlease enter your headlinePlease enter your headline

让您的机床更高效
It will make your machine more efficient.



公司简介

COMPANY INTRODUCTION

山东欧诺威数控刀具有限公司成立于2009年，坐落于山东省济宁泗水经济开发区，是一家专业生产中高端数控刀具企业。多年来，欧诺威一直专注于高端数控刀具产品的研发设计和生产制造，主营产品有HSK/BBT/BT/ISO/SK/NT等高精度数控刀柄系列，ER/SK等高精度筒夹，高端铣刀盘/铣刀杆/快速钻/玉米铣刀，可转位刀具及加工中心周边产品等。欧诺威产品采用国家标准GB、国际标准ISO、德国标准DIN、美国标准ANSI、日本标准JIS等不同标准，产品设计采用Pro/Engineer/、UG、AutoCAD、SolidWork等设计软件，自行研发、设计、制造，同时可以设计制造专用、非标数控刀具等行业前沿产品。

“做中国好刀具”是欧诺威数控刀具的企业愿景，让中国生产的刀具品质可以媲美于国外品牌是欧诺威数控刀具的追求，欧诺威更是对产品质量的严格要求根植到每个员工心中，采用ISO9001国际质量管理体系严控生产环节，公司率先采用先进的ERP生产管理系统，整合分析采购、生产、销售主要环节的信息数据并加以沉淀，为客户提供稳定高效贴心的服务。公司先后引进了瑞士斯图特STUDER、瑞士KELLENBERGER克林伯格高精度内外圆复合磨床，日本津上TSUGAMI高精度磨床，日本山崎马扎克MAZAK/日本大隈OKUMA数控车铣复合及马扎克MAZAK五轴加工中心等高端加工设备。引进日本三丰Mitutoyo三坐标，日本三丰Mitutoyo二次元投影仪，三丰Mitutoyo圆柱度仪，三丰Mitutoyo粗糙度轮廓仪，德国戴博Diebold刀柄锥度检具，德国海默HAIMER动平衡机，德国ZOLLER卓勒对刀仪等高端检测仪器。公司生产所需材料进口日本瑞典及国内大型钢厂标准牌号钢材，引进德国先进热处理设备，超深冷处理设备及工艺流程，从而保证了产品的稳定性。欧诺威数控刀具拥有一支在国内数控刀具行业中有着长达20多年职业生涯的专业技术管理团队，其中本科刀具工程师3名，专科刀具工程师8名，能随时随地为客户提供技术支持。欧诺威数控刀具同时拥有高效的销售团队，能够及时高效的回复客户的售前售后等问题。公司地处位置优越的鲁南地区，京沪高铁及鲁南高铁贯穿而入，江浙沪发货今发明至，其他地区3-4天到货，能够第一时间把产品交付到客户手中，保证时效性。欧诺威产品主要出口欧洲、德国、意大利、俄罗斯、美国、日本、韩国、澳大利亚等40多个国家和地区，在航空、航天、5G/3C、船舶、汽车、工程机械、新能源等行业中得到广泛的应用，赢得了客户的一致好评。公司法人王金梅女士谨代表山东欧诺威数控刀具有限公司热诚欢迎国内外客户来访，紧密合作共谋发展。

➔ 领导关怀

LEADERSHIP CONCERN



山东省夏省长来我厂莅临指导工作
THE GOVERNOR CAME TO VISIT OUR FACTORY




市委副书记石光亮调研欧诺威



省商务厅副厅长任海涛调研欧诺威



➔ 办公一角

OFFICE CORNER



➔ 参加展会

EXHIBITION PHOTOS





生产车间

PRODUCTION WORKSHOP



检测设备

TESTING EQUIPMENT



日本三丰三坐标检测仪
Mitutoyo Coordinate Measuring Machine



1:10锥度检测工具图 (德国戴博刀柄检具)
Picture of 1:10 taper inspection tool
(German Daibo collet chuck inspection tool)



日本三丰真圆度仪
Japanese Mitutoyo Round Test Machine



电主轴检测线
Electric Spindle Test Machines

➔ 仓储配送中心

WAREHOUSE DISTRIBUTION CENTER



➔ 包装

PACKAGING



·HSK 热缩刀柄系列 HSK SHRINK FIT TOOL HOLDER SERIES



·SBT 热缩刀柄系列 SBT SHRINK FIT TOOL HOLDER SERIES



·BT 热缩刀柄系列 BT SHRINK FIT TOOL HOLDER SERIES

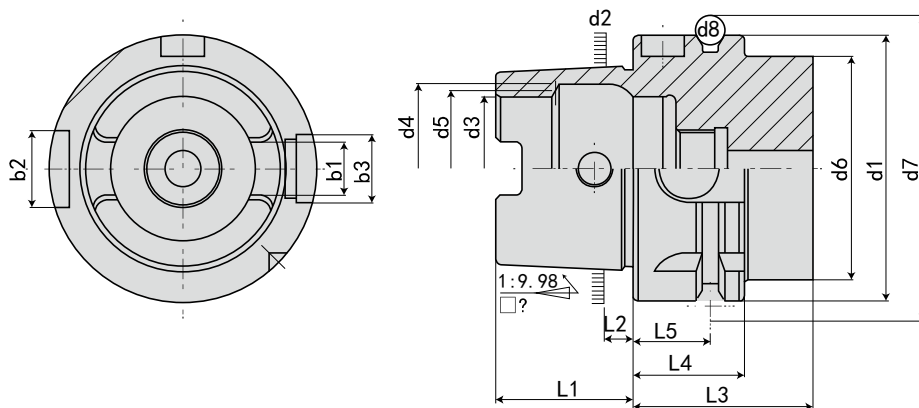


·SK 热缩刀柄系列 SK SHRINK FIT TOOL HOLDER SERIES



·参考资料 REFERENCE DETAILS

DIN 69893A



规格 Model	d1 h10	d2	d3 H10	d4 H11	d5	d6 Max.	d7 0 -0.1	d8	L1 0 -0.2	L2	L3 Min.	L4 0 -0.1	L5 ±0.1	b1 ±0.04	b2 H10	b3 H10
HSK32A	32	24.007	17	20.5	19	26	37	4	16	3.2	35	20	16	7.05	9	7
HSK40A	40	30.007	21	25.5	23	34	45	4	20	4	35	20	16	8.05	11	9
HSK50A	50	38.009	26	32	29	42	59.3	7	25	5	42	26	18	10.54	14	12
HSK63A	63	48.010	34	40	37	53	72.3	7	32	6.3	42	26	18	12.54	18	16
HSK80A	80	60.012	42	50	46	67	88.8	7	40	8	42	26	18	16.04	20	18
HSK100A	100	75.013	53	63	58	85	109.75	7	50	10	45	29	20	20.02	22	20

特点:

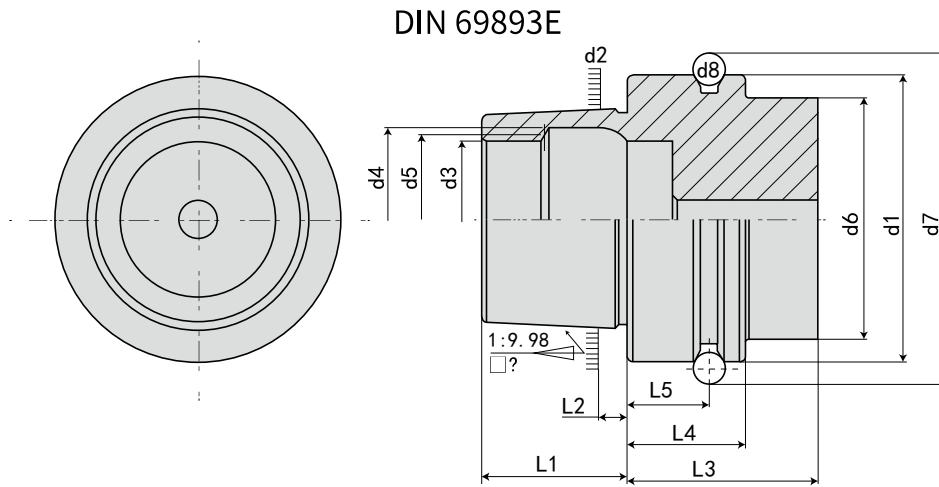
注:

- ◎锥度精度: < AT3
- ◎基本材质: 20CrMnTi/15CrMo
- ◎硬度: HRC56° 渗碳深度 > 0.8mm
- ◎真圆度: < 0.8μm
- ◎表面粗糙度: Ra < 0.5μm
- ◎刀杆有预设标准动平衡 G6.3, 可另外指定精密动平衡 G2.5
- ◎本体规范: DIN 69893-1

Features:

- ◎ Taper tolerance < AT3.
- ◎ Basic Material: 20CrMnTi/15CrMo.
- ◎ Hardness > HRC56° Carbon depth > 0.8mm.
- ◎ Roundness < 0.8μm.
- ◎ Surface roughness: Ra < 0.5μm.
- ◎ The shank has pre-balance at G6.3, and can provide precision balance at G2.5, made by request.
- ◎ Shank body standard: DIN69893-1.

·参考资料 REFERENCE DETAILS



规格 Model	d1 h10	d2	d3 H10	d4 H11	d5	d6 Max.	d7 0 -0.1	d8	L1 0 -0.2	L2	L3 Min.	L4 0 -0.1	L5 ±0.1
HSK25E	25	19	14	16.4	15	20	28.5	2	13	2.5	20	10	4.5
HSK32E	32	24	17	21	19	26	37	3	16	3.2	35	20	16
HSK40E	40	30	21	25.5	23	34	45	4	20	4	35	20	16
HSK50E	50	38	26	32	29	42	59.3	7	25	5	42	26	18
HSK63E	63	48	34	40	37	53	72.3	7	32	6.3	42	26	18

特点:

注:

- ◎ 锥度精度: < AT3
- ◎ 基本材质: 20CrMnTi/15CrMo
- ◎ 硬度: HRC56° 渗碳深度 > 0.8mm
- ◎ 真圆度: < 0.8μm
- ◎ 表面粗糙度: Ra < 0.5μm
- ◎ 刀杆有预设标准动平衡 G6.3, 可另外指定精密动平衡 G2.5
- ◎ 本体规范: DIN 69893-5

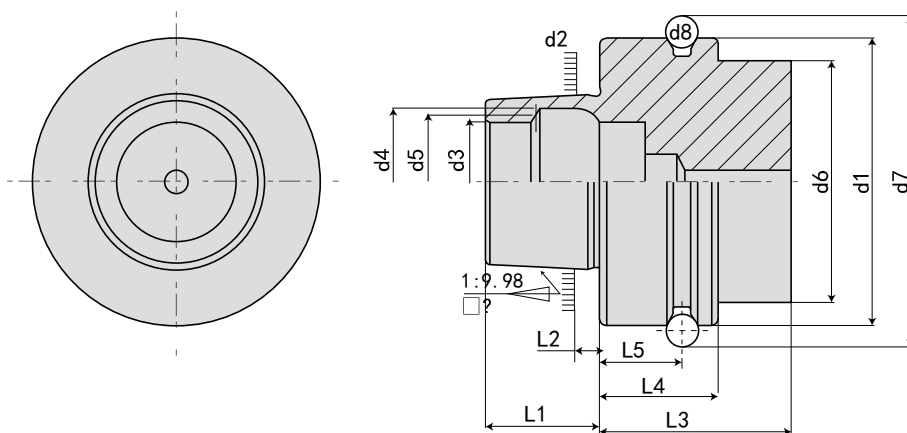
Features:

- ◎ Taper tolerance < AT3.
- ◎ Basic Material: 20CrMnTi/15CrMo.
- ◎ Hardness > HRC56° Carbon depth > 0.8mm.
- ◎ Roundness < 0.8μm.
- ◎ Surface roughness: Ra < 0.5μm.
- ◎ The shank has pre-balance at G6.3, and can provide precision balance at G2.5, made by request.
- ◎ Shank body standard: DIN69893-5.

·参考资料

REFERENCE DETAILS

DIN 69893F



规格 Model	d1 h10	d2	d3 H10	d4 H11	d5	d6 Max.	d7 0 -0.1	d8	L1 0 -0.2	L2	L3 Min.	L4 0 -0.1	L5 ±0.1
HSK50F	50	30.007	21	25.5	23	42	59.3	7	20	4	42	26	18
HSK63F	63	38.009	26	32	29	53	72.3	7	25	5	42	26	18
HSK80F	80	48	34	40	37	67	88.8	7	32	6.3	42	26	18

特点:

注:

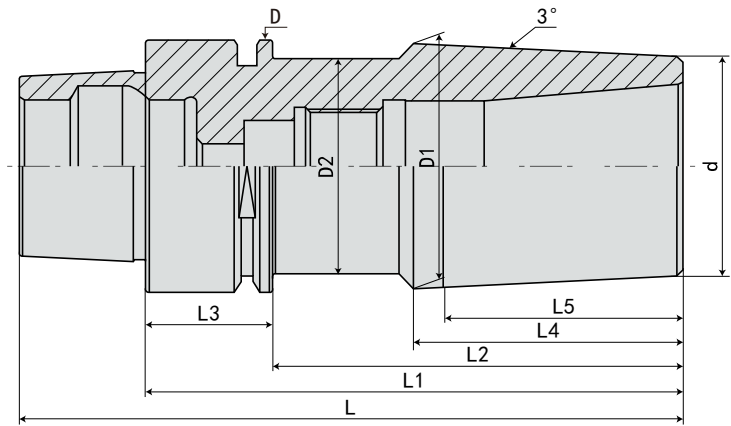
- ◎锥度精度: < AT3
- ◎基本材质: 20CrMnTi/15CrMo
- ◎硬度: HRC56° 渗碳深度 > 0.8mm
- ◎真圆度: < 0.8μm
- ◎表面粗糙度: Ra < 0.5μm
- ◎刀杆有预设标准动平衡 G6.3, 可另外指定精密动平衡 G2.5
- ◎本体规范: DIN 69893-6

Features:

- ◎ Taper tolerance < AT3.
- ◎ Basic Material: 20CrMnTi/15CrMo.
- ◎ Hardness > HRC56° Carbon depth > 0.8mm.
- ◎ Roundness < 0.8μm.
- ◎ Surface roughness: Ra < 0.5μm.
- ◎ The shank has pre-balance at G6.3, and can provide precision balance at G2.5, made by request.
- ◎ Shank body standard: DIN69893-6.

·HSK40E-SLK 热缩基础柄

HSK40E-SLK SEMI-FINISHED SHRINK FIT CHUCK



规格 Model	L	L1	L2	L3	L4	L5	D	D1	D2	d	重量 KGS
HSK40E-SLK12-85	105	85	65	20	43	38	40	38	34	34	0.6

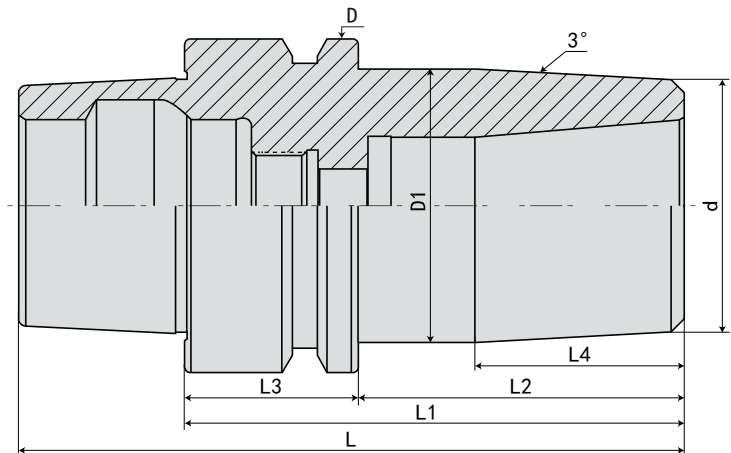
规格说明:

HSK40E - SLK - 12 - 85

- 锥柄形式 Taper size
- 功能代号 Holder type
- 接口大小 Connection size
- L1 长度 Length (L1)

·HSK50E-SLK 热缩基础柄

HSK50E-SLK SEMI-FINISHED SHRINK FIT CHUCK



规格 Model	L	L1	L2	L3	L4	D	D1	d	重量 KGS
HSK50E-SLK12- 75	100	75	49	26	31.5	50	41	38	0.8
-120	145	120	94	26	31.5	50	41	38	1.3

规格说明:

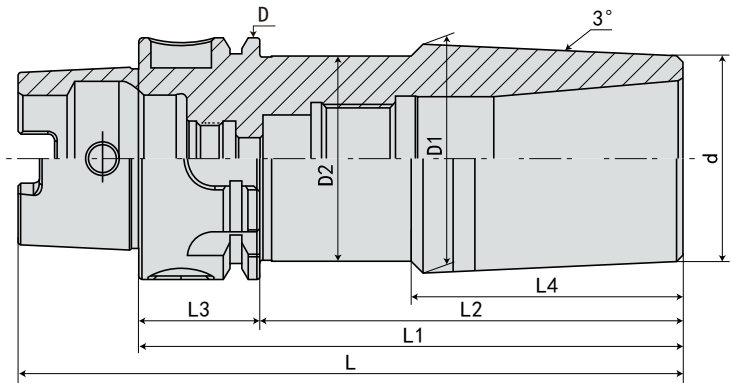
HSK50E - SLK - 12 - 75

- 锥柄形式 Taper size
- 功能代号 Holder type
- 接口大小 Connection size
- L1 长度 Length (L1)

 SHRINK FIT TOOL HOLDER SERIES
热缩刀柄系列

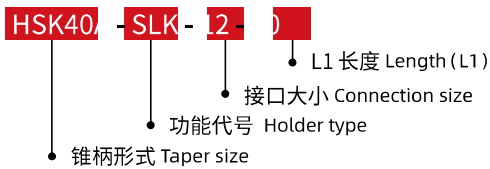
·HSK40A-SLK 热缩基础柄

HSK40A-SLK SEMI-FINISHED SHRINK FIT CHUCK



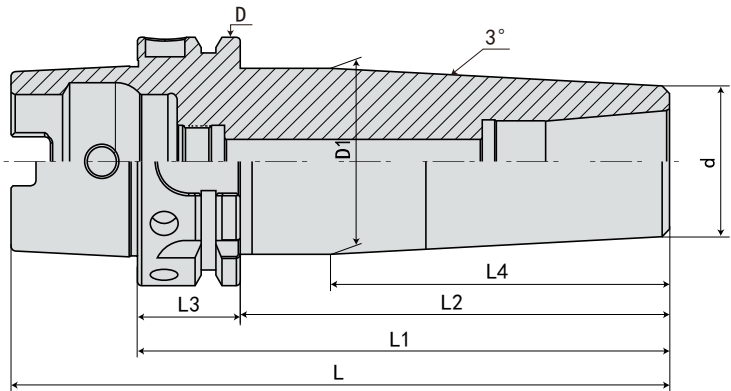
规格 Model	L	L1	L2	L3	L4	D	D1	D2	d	重量 KGS
HSK40A-SLK12- 90	110	90	70	20	45	40	38	34	34	

规格说明:



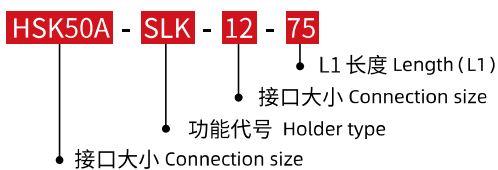
·HSK50A-SLK 热缩基础柄

HSK50A-SLK SEMI-FINISHED SHRINK FIT CHUCK



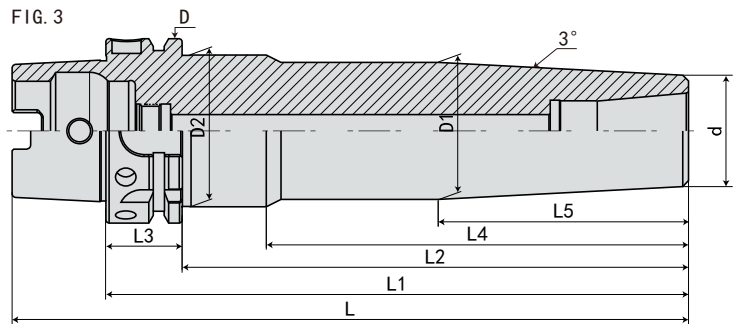
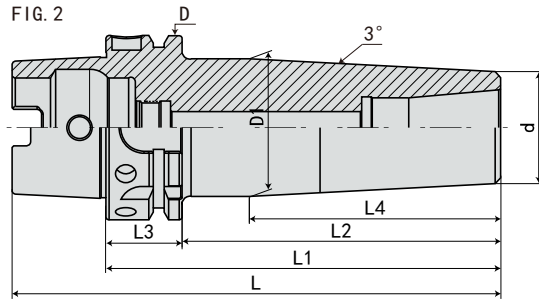
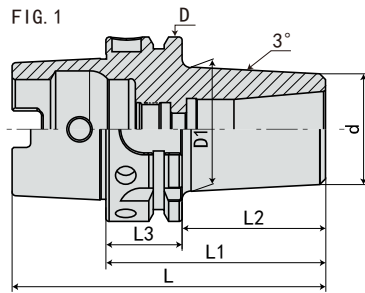
规格 Model	L	L1	L2	L3	L4	D	D1	d	重量 KGS
HSK50A-SLK12- 75	100	75	49	26	31.5	50	41	38	0.8
-120	145	120	94	26	31.5	50	41	38	1.3

规格说明:



·HSK63A-SLK 热缩基础柄

HSK63A-SLK SEMI-FINISHED SHRINK FIT CHUCK



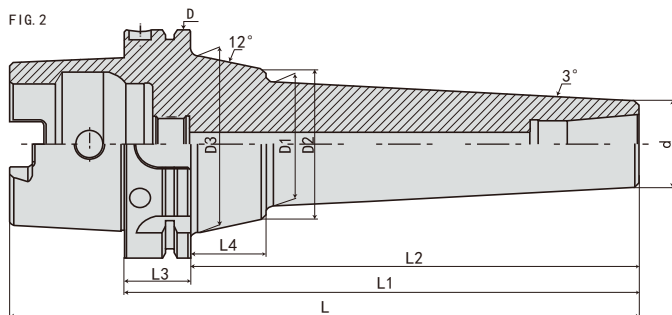
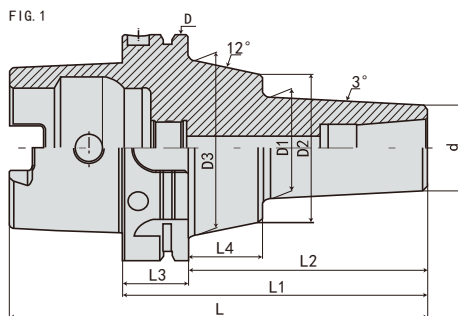
规格 Model	L	L1	L2	L3	L4	L5	D	D1	D2	d	FIG	重量 KGS
HSK63A-SLK12- 75	107	75	49	26	-	-	63	42.5	-	38	1	1.2
-135	167	135	109	26	86	-	63	47	-	38	2	2
-165	197	165	139	26	86	-	63	47	-	38	2	2.4
-200	232	200	174	26	145	86	63	47	52	38	3	2.9
-225	257	225	199	26	145	86	63	47	52	38	3	3.2
-255	287	255	229	26	175	86	63	47	52	38	3	3.8
-285	317	285	259	26	205	86	63	47	52	38	3	4.5
-315	347	315	289	26	235	86	63	47	52	38	3	4.5

规格说明:



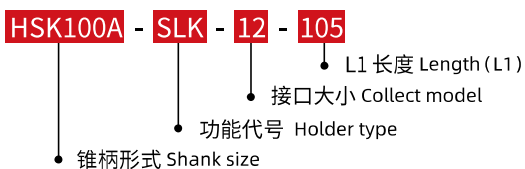
·HSK100A-SLK 热缩基础柄

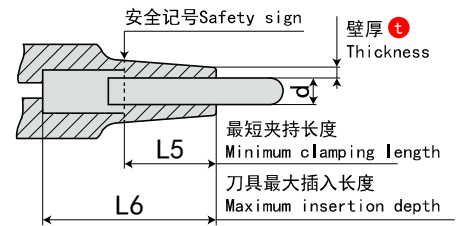
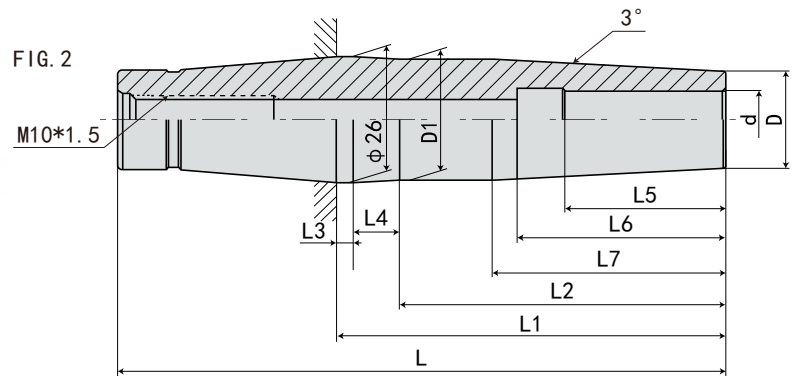
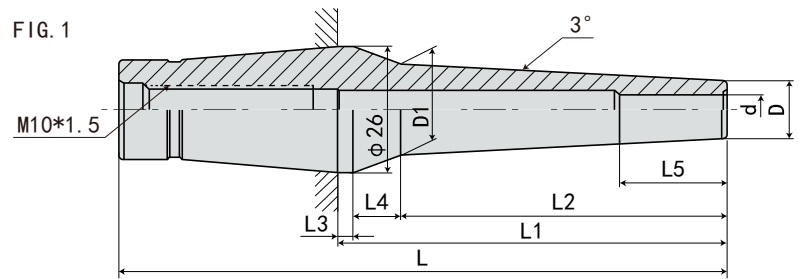
HSK100A-SLK SEMI-FINISHED SHRINK FIT CHUCK



规格 Model	L	L1	L2	L3	L4	D	D1	D2	D3	d	FIG	重量 KGS
HSK100A-SLK12-105	155	105	76	29	33	100	42	65	78	38	1	3.8
-135	185	135	106	29	33	100	45	65	78	38	1	4.2
-165	215	165	136	29	33	100	48	65	78	38	2	
-225	275	225	196	29	33	100	55	65	78	38	2	5.4
-265	315	265	236	29	33	100	59	65	78	38	2	6.5
-315	365	315	286	29	33	100	65	65	78	38	2	

规格说明:



·CR 热缩延长杆 (标准款) CR HEAT SHRINKABLE EXTENSION ROD (STANDARD)


规格 Model	L	L1	L2	L3	L4	L5	L6	L7	D	D1	d	t	FIG	重量 KGS
CR12- 3- 35	80	35	22	3.5	9.5	12	-	-	7.5	9.9	3	2.25	1	0.2
- 55	100	55	42	3.5	9.5	12	-	-	7.5	12	3	2.25	1	0.2
- 80	125	80	67	3.5	9.5	12	-	-	7.5	14.6	3	2.25	1	0.2
- 4- 35	80	35	22	3.5	9.5	16	-	-	10	12.4	4	3	1	0.2
- 55	100	55	42	3.5	9.5	16	-	-	10	14.5	4	3	1	0.2
- 80	125	80	67	3.5	9.5	16	-	-	10	17.1	4	3	1	0.2
-110	155	110	97	3.5	9.5	16	-	-	10	20.2	4	3	1	0.25
- 5- 35	80	35	22	3.5	9.5	18	-	-	11	13.3	5	3	1	0.2
- 55	100	55	42	3.5	9.5	18	-	-	11	15.4	5	3	1	0.2
- 80	125	80	67	3.5	9.5	18	-	-	11	18.1	5	3	1	0.2
-110	155	110	97	3.5	9.5	18	-	-	11	21.2	5	3	1	0.25
- 6- 35	80	35	22	3.5	9.5	23	-	-	12	14.4	6	3	1	0.2
- 55	100	55	42	3.5	9.5	23	-	-	12	16.5	6	3	1	0.2
- 80	125	80	67	3.5	9.5	23	-	-	12	19.1	6	3	1	0.2
-110	155	110	97	3.5	9.5	23	-	-	12	22.2	6	3	1	0.25
- 8- 35	80	35	22	3.5	9.5	27	-	-	14	16.4	8	3	1	0.2
- 55	100	55	42	3.5	9.5	27	-	-	14	18.5	8	3	1	0.2
- 80	125	80	67	3.5	9.5	27	-	-	14	21.1	8	3	1	0.3
-110	155	110	97	3.5	9.5	27	-	-	14	24.2	8	3	1	0.35
-10- 35	80	35	22	3.5	9.5	32	42	-	16	18.4	10	3	1	0.2
- 55	100	55	42	3.5	9.5	32	42	-	16	20.5	10	3	1	0.2
- 80	125	80	67	3.5	9.5	32	42	-	16	23.1	10	3	1	0.3
-110	155	110	97	3.5	9.5	32	42	86	16	25.1	10	3	2	0.35
-12- 35	80	35	22	3.5	9.5	37	48	-	20	22.4	12	4	1	0.2
- 55	100	55	42	3.5	9.5	37	48	-	20	24.5	12	4	1	0.2
- 80	125	80	67	3.5	9.5	37	48	48	20	25.5	12	4	2	0.3
-110	155	110	97	3.5	9.5	37	48	48	20	25.1	12	4	2	0.35

·CS 热缩延长杆 (薄壁款)

HEAT SHRINKABLE EXTENSION ROD (THIN WALL STYLE)

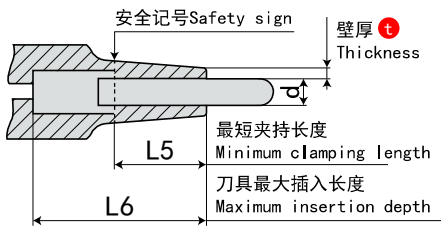


FIG. 1

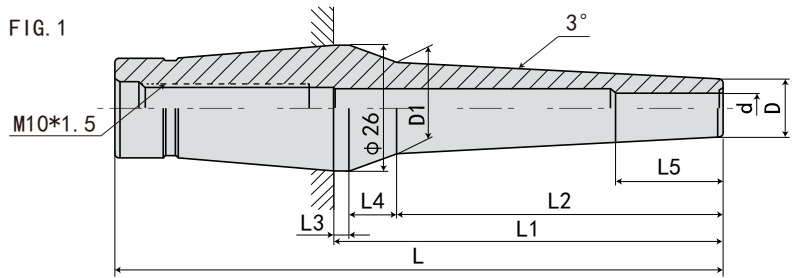
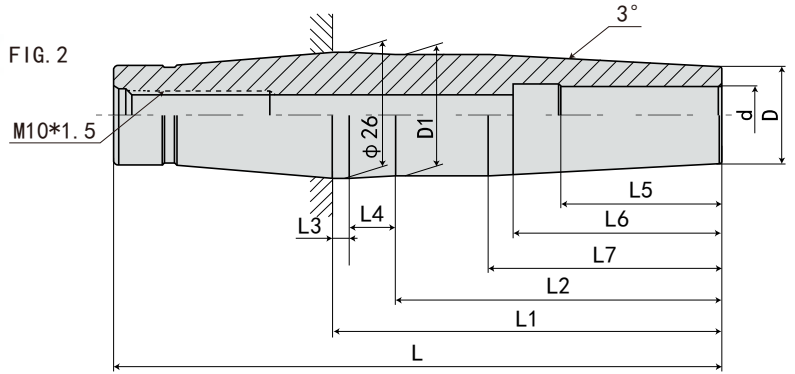
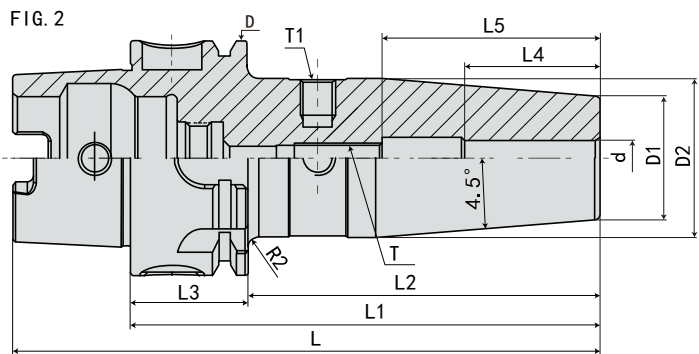
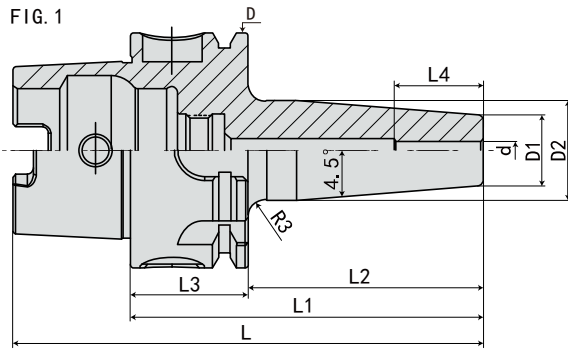


FIG. 2



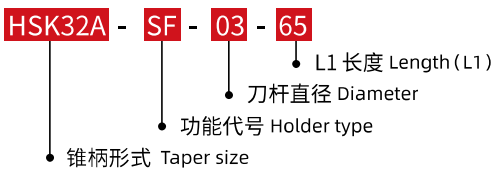
规格 Model	L	L1	L2	L3	L4	L5	L6	L7	D	D1	d	t	FIG	重量 KGS
CS12- 3- 35	80	35	22	3.5	9.5	12	-	-	6	8.4	3	1.5	1	0.2
- 55	100	55	42	3.5	9.5	12	-	-	6	10.5	3	1.5	1	0.2
- 80	125	80	67	3.5	9.5	12	-	-	6	13.1	3	1.5	1	0.2
-110	155	110	97	3.5	9.5	12	-	-	6	16.2	3	1.5	1	0.25
- 4- 35	80	35	22	3.5	9.5	16	-	-	7	9.4	4	1.5	1	0.2
- 55	100	55	42	3.5	9.5	16	-	-	7	11.5	4	1.5	1	0.2
- 80	125	80	67	3.5	9.5	16	-	-	7	14.1	4	1.5	1	0.2
-110	155	110	97	3.5	9.5	16	-	-	7	17.2	4	1.5	1	0.25
- 5- 35	80	35	22	3.5	9.5	18	-	-	8	10.4	5	1.5	1	0.2
- 55	100	55	42	3.5	9.5	18	-	-	8	12.5	5	1.5	1	0.2
- 80	125	80	67	3.5	9.5	18	-	-	8	15.1	5	1.5	1	0.2
-110	155	110	97	3.5	9.5	18	-	-	8	18.2	5	1.5	1	0.25
- 6- 35	80	35	22	3.5	9.5	23	-	-	9	11.4	6	1.5	1	0.2
- 55	100	55	42	3.5	9.5	23	-	-	9	13.5	6	1.5	1	0.2
- 80	125	80	67	3.5	9.5	23	-	-	9	16.1	6	1.5	1	0.2
-110	155	110	97	3.5	9.5	23	-	-	9	19.2	6	1.5	1	0.25
- 7- 35	80	35	22	3.5	9.5	25	-	-	10	12.4	7	1.5	1	0.2
- 55	100	55	42	3.5	9.5	25	-	-	10	14.5	7	1.5	1	0.2
- 80	125	80	67	3.5	9.5	25	-	-	10	17.1	7	1.5	1	0.2
-110	155	110	97	3.5	9.5	25	-	-	10	20.2	7	1.5	1	0.25
- 8- 35	80	35	22	3.5	9.5	27	-	-	11	13.4	8	1.5	1	0.2
- 55	100	55	42	3.5	9.5	27	-	-	11	15.5	8	1.5	1	0.2
- 80	125	80	67	3.5	9.5	27	-	-	11	18.1	8	1.5	1	0.2
-110	155	110	97	3.5	9.5	27	-	-	11	21.2	8	1.5	1	0.25
- 9- 35	80	35	22	3.5	9.5	29	42	-	12	14.4	9	1.5	1	0.2
- 55	100	55	42	3.5	9.5	29	42	-	12	16.5	9	1.5	1	0.2
- 80	125	80	67	3.5	9.5	29	42	-	12	19.1	9	1.5	1	0.2
-110	155	110	97	3.5	9.5	29	42	-	12	22.2	9	1.5	1	0.25
-10- 35	80	35	22	3.5	9.5	32	42	-	13	15.4	10	1.5	1	0.2
- 55	100	55	42	3.5	9.5	32	42	-	13	17.5	10	1.5	1	0.2
- 80	125	80	67	3.5	9.5	32	42	-	13	20.1	10	1.5	1	0.2
-110	155	110	97	3.5	9.5	32	42	-	13	23.2	10	1.5	1	0.25
-11- 35	80	35	22	3.5	9.5	34	44	-	14	16.4	11	1.5	1	0.2
- 55	100	55	42	3.5	9.5	34	44	-	14	18.5	11	1.5	1	0.2
- 80	125	80	67	3.5	9.5	34	44	-	14	21.1	11	1.5	1	0.2
-110	155	110	97	3.5	9.5	34	44	-	14	24.2	11	1.5	1	0.25
-12- 35	80	35	22	3.5	9.5	37	48	-	15	17.4	12	1.5	1	0.2
- 55	100	55	42	3.5	9.5	37	48	-	15	19.5	12	1.5	1	0.2
- 80	125	80	67	3.5	9.5	37	48	-	15	22.1	12	1.5	1	0.2
-110	155	110	97	3.5	9.5	37	48	95	15	25	12	1.5	2	0.25

·HSK32A-SF 热缩刀柄 (4.5 度标准型) HSK32A-SF SHRINK FIT TOOL HOLDER (4.5° STANDARD VERSION)



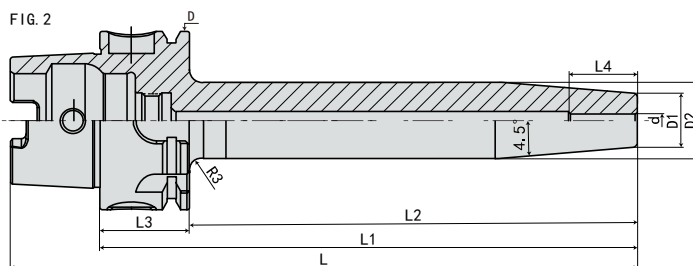
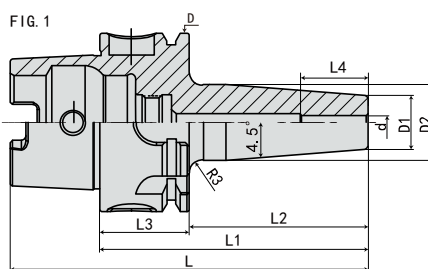
规格 Model	L	L1	L2	L3	L4	L5	D	D1	D2	d	T	T1	FIG	重量 KGS
HSK32A-SF03-65	81	65	45	20	12	-	32	15	20	3	-	-	1	0.2
-SF04-65	81	65	45	20	16	-	32	15	20	4	-	-	1	0.2
-SF05-65	81	65	45	20	18	-	32	15	20	5	-	-	1	0.2
-SF06-75	91	75	55	20	26	36	32	21	26	6	M5*0.8P	M6*1.0P	2	0.3
-SF08-75	91	75	55	20	26	36	32	21	26	8	M6*1.0P	M6*1.0P	2	0.3
-SF10-75	91	75	55	20	32	42	32	24	29	10	M8*1.0P	M6*1.0P	2	0.4
-SF12-80	96	80	60	20	37	47	32	24	29	12	M10*1.0P	M6*1.0P	2	0.4

规格说明:



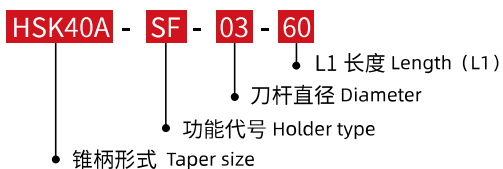
SHRINK FIT TOOL HOLDER SERIES
热缩刀柄系列

·HSK40A-SF 热缩刀柄 (4.5 度标准型) HSK40A-SF SHRINK FIT TOOL HOLDER (4.5° STANDARD VERSION)



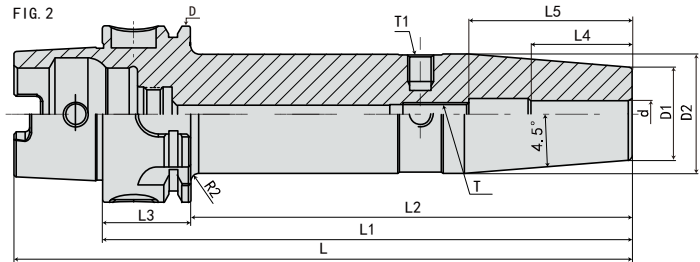
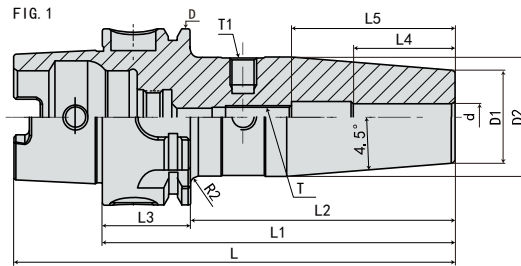
规格 Model	L	L1	L2	L3	L4	D	D1	D2	d	R	FIG	重量 KGS
HSK40A-SF03- 60	80	60	40	20	12	40	12	17	3	5	1	0.3
-120	140	120	100	20	12	40	12	20	3	5	2	0.4
-160	180	160	140	20	12	40	12	20	3	5	2	0.5
-SF04- 60	80	60	40	20	16	40	12	17	4	5	1	0.3
-120	140	120	100	20	16	40	15	22	4	5	2	0.4
-160	180	160	140	20	16	40	15	22	4	5	2	0.5
-SF05- 60	80	60	40	20	18	40	12	17	5	5	1	0.3
-120	140	120	100	20	18	40	15	22	5	5	2	0.4
-160	180	160	140	20	18	40	15	22	5	5	2	0.5

规格说明:



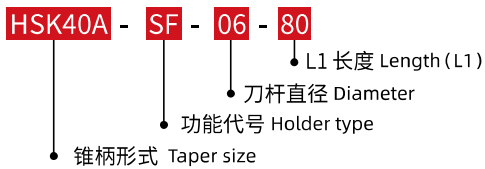
·HSK40A-SF 热缩刀柄 (4.5 度标准型)

HSK40A-SF SHRINK FIT TOOL HOLDER (4.5° STANDARD VERSION)



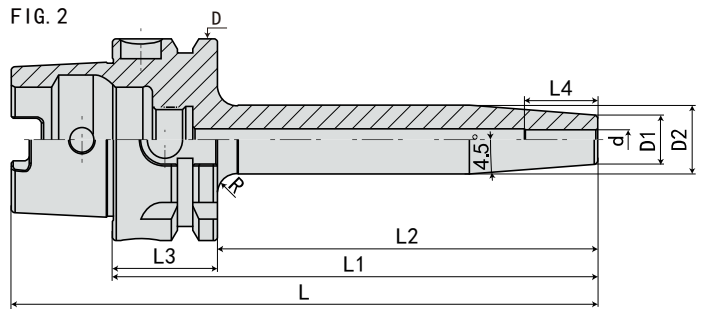
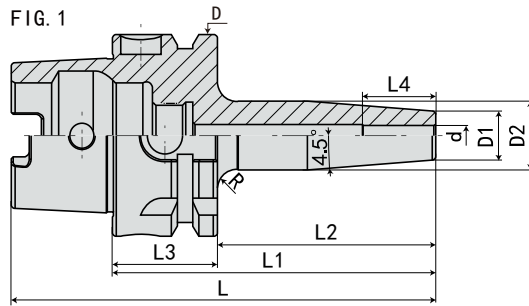
规格 Model	L	L1	L2	L3	L4	L5	D	D1	D2	d	T	T1	FIG	重量 KGS
HSK40A-SF06- 80	100	80	60	20	26	36	40	21	27	6	M5*0.8P	M6*1.0P	1	0.4
-120	140	120	100	20	26	36	40	21	27	6	M5*0.8P	M6*1.0P	2	0.6
-160	180	160	140	20	26	36	40	21	27	6	M5*0.8P	M6*1.0P	2	0.7
-SF08- 80	100	80	60	20	26	36	40	21	27	8	M6*1.0P	M6*1.0P	1	0.4
-120	140	120	100	20	26	36	40	21	27	8	M6*1.0P	M6*1.0P	2	0.6
-160	180	160	140	20	26	36	40	21	27	8	M6*1.0P	M6*1.0P	2	0.7
-SF10- 80	100	80	60	20	32	42	40	24	32	10	M8*1.0P	M6*1.0P	1	0.5
-120	140	120	100	20	32	42	40	24	32	10	M8*1.0P	M6*1.0P	2	0.7
-160	180	160	140	20	32	42	40	24	32	10	M8*1.0P	M6*1.0P	2	0.8
-SF12- 90	110	90	70	20	37	47	40	24	32	12	M10*1.0P	M6*1.0P	1	0.5
-120	140	120	100	20	37	47	40	24	32	12	M10*1.0P	M6*1.0P	2	0.7
-160	180	160	140	20	37	47	40	24	32	12	M10*1.0P	M6*1.0P	2	0.8
-SF14- 90	110	90	70	20	37	47	40	27	34	14	M10*1.0P	M6*1.0P	1	0.6
-120	140	120	100	20	37	47	40	27	34	14	M10*1.0P	M6*1.0P	2	0.8
-160	180	160	140	20	37	47	40	27	34	14	M10*1.0P	M6*1.0P	2	0.9
-SF16- 90	110	90	70	20	40	50	40	27	34	16	M12*1.0P	M6*1.0P	1	0.5
-120	140	120	100	20	40	50	40	27	34	16	M12*1.0P	M6*1.0P	2	0.7
-160	180	160	140	20	40	50	40	27	34	16	M12*1.0P	M6*1.0P	2	0.8

规格说明:



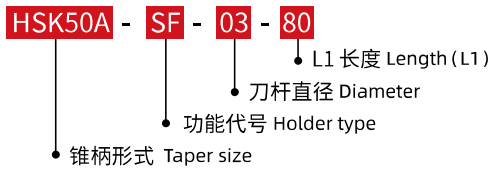
·HSK50A-SF 热缩刀柄 (4.5 度标准型)

HSK50A-SF SHRINK FIT TOOL HOLDER (4.5° STANDARD VERSION)



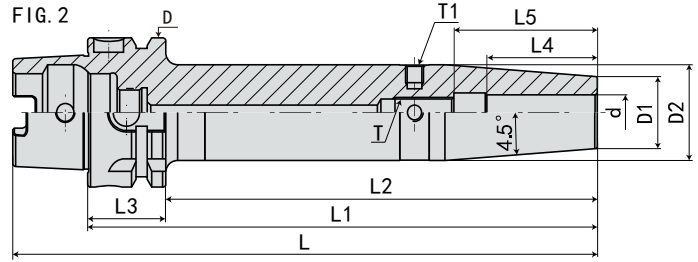
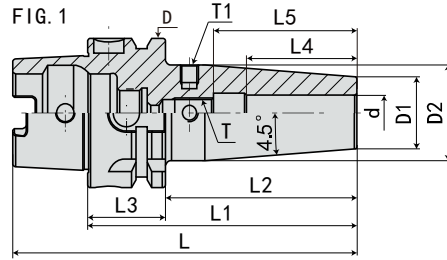
规格 Model	L	L1	L2	L3	L4	D	D1	D2	d	R	FIG	重量 KGS
HSK50A-SF03- 80	105	80	54	26	12	50	12	17	3	5	1	0.4
-120	145	120	94	26	12	50	12	20	3	5	2	0.5
-160	185	160	134	26	12	50	12	20	3	5	2	0.6
-SF04- 80	105	80	54	26	16	50	12	17	4	5	1	0.5
-120	145	120	94	26	16	50	15	22	4	5	2	0.6
-160	185	160	134	26	16	50	15	22	4	5	2	0.7
-SF05- 80	105	80	54	26	18	50	12	17	5	5	1	0.5
-120	145	120	94	26	18	50	15	22	5	5	2	0.6
-160	185	160	134	26	18	50	15	22	5	5	2	0.7

规格说明:



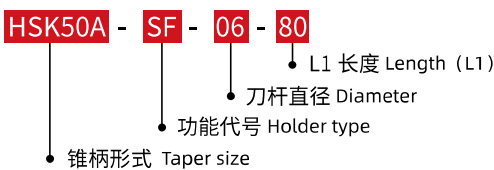
·HSK50A-SF 热缩刀柄 (4.5 度标准型)

HSK50A-SF SHRINK FIT TOOL HOLDER (4.5° STANDARD VERSION)



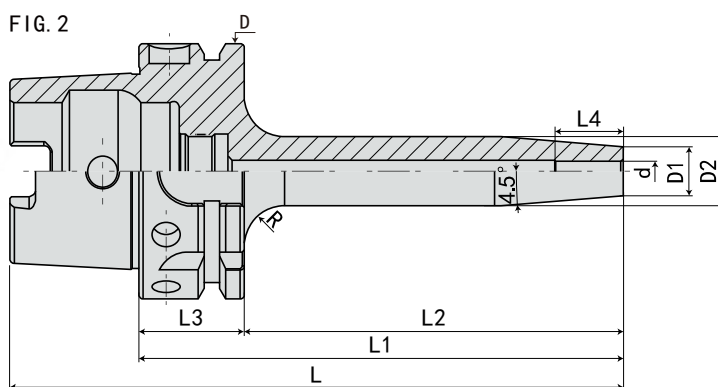
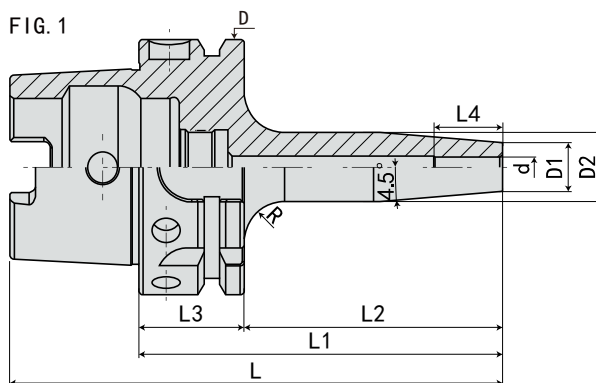
规格 Model	L	L1	L2	L3	L4	L5	D	D1	D2	d	T	T1	FIG	重量 KGS
HSK50A-SF06- 80	105	80	54	26	26	36	50	21	27	6	M5*0.8P	M6*1.0P	1	0.7
-120	145	120	94	26	26	36	50	21	27	6	M5*0.8P	M6*1.0P	2	0.8
-160	185	160	134	26	26	36	50	21	27	6	M5*0.8P	M6*1.0P	2	0.9
-SF08- 80	105	80	54	26	26	36	50	21	27	8	M6*1.0P	M6*1.0P	1	0.6
-120	145	120	94	26	26	36	50	21	27	8	M6*1.0P	M6*1.0P	2	0.8
-160	185	160	134	26	26	36	50	21	27	8	M6*1.0P	M6*1.0P	2	0.9
-SF10- 85	110	85	59	26	32	42	50	24	32	10	M8*1.0P	M6*1.0P	1	0.7
-120	145	120	94	26	32	42	50	24	32	10	M8*1.0P	M6*1.0P	2	0.8
-160	185	160	134	26	32	42	50	24	32	10	M8*1.0P	M6*1.0P	2	0.9
-SF12- 90	115	90	64	26	37	47	50	24	32	12	M10*1.0P	M6*1.0P	1	0.7
-120	145	120	94	26	37	47	50	24	32	12	M10*1.0P	M6*1.0P	2	0.8
-160	185	160	134	26	37	47	50	24	32	12	M10*1.0P	M6*1.0P	2	0.9
-SF14- 90	115	90	64	26	37	47	50	27	34	14	M10*1.0P	M6*1.0P	1	0.7
-120	145	120	94	26	37	47	50	27	34	14	M10*1.0P	M6*1.0P	2	0.8
-160	185	160	134	26	37	47	50	27	34	14	M10*1.0P	M6*1.0P	2	0.9
-SF16- 95	120	95	69	26	40	50	50	27	34	16	M12*1.0P	M6*1.0P	1	0.7
-120	145	120	94	26	40	50	50	27	34	16	M12*1.0P	M6*1.0P	2	0.8
-160	185	160	134	26	40	50	50	27	34	16	M12*1.0P	M6*1.0P	2	0.9
-200	185	160	134	26	40	50	50	27	34	16	M12*1.0P	M6*1.0P	2	0.9
-SF18- 95	120	95	69	26	40	50	50	33	42	18	M12*1.0P	M6*1.0P	1	0.9
-120	145	120	94	26	40	50	50	33	42	18	M12*1.0P	M6*1.0P	2	1
-160	185	160	134	26	40	50	50	33	42	18	M12*1.0P	M6*1.0P	2	1.1
-200	185	160	134	26	40	50	50	33	42	18	M12*1.0P	M6*1.0P	2	1.1
-SF20-100	125	100	74	26	42	52	50	33	42	20	M16*1.0P	M6*1.0P	1	0.9
-120	145	120	94	26	42	52	50	33	42	20	M16*1.0P	M6*1.0P	2	1
-160	185	160	134	26	42	52	50	33	42	20	M16*1.0P	M6*1.0P	2	1.1

规格说明:



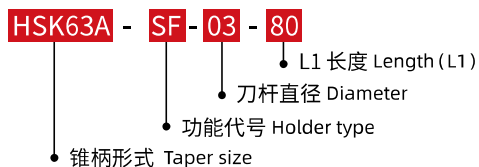
·HSK63A-SF 热缩刀柄 (4.5 度标准型)

HSK63A-SF SHRINK FIT TOOL HOLDER (4.5° STANDARD VERSION)



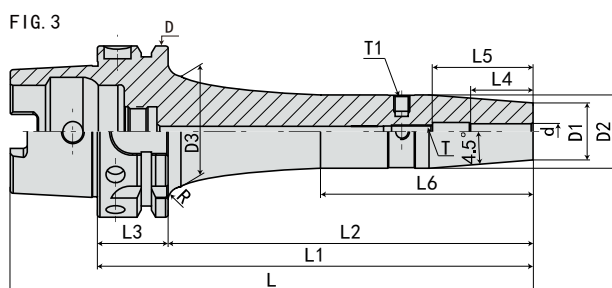
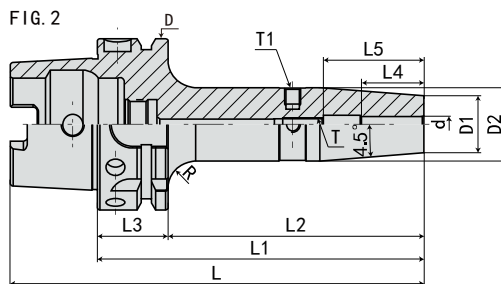
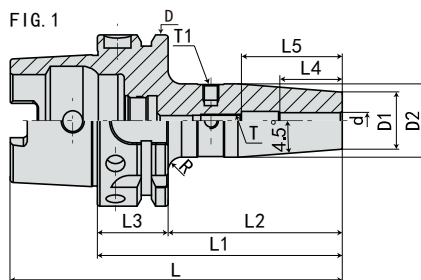
规格 Model	L	L1	L2	L3	L4	D	D1	D2	d	R	FIG	重量 KGS
HSK63A-SF03- 80	112	80	54	26	12	63	12	17	3	5	1	0.7
-120	152	120	94	26	12	63	12	20	3	5	2	1.1
-160	192	160	134	26	12	63	12	20	3	5	2	1.3
-SF04- 80	112	80	54	26	16	63	12	17	4	5	1	0.7
-120	152	120	94	26	16	63	15	22	4	5	2	1.1
-160	192	160	134	26	16	63	15	22	4	5	2	1.3
-SF05- 80	112	80	54	26	18	63	12	17	5	5	1	0.7
-120	152	120	94	26	18	63	15	22	5	5	2	1.1
-160	192	160	134	26	18	63	15	22	5	5	2	1.3

规格说明:



·HSK63A-SF 热缩刀柄 (4.5 度标准型)

HSK63A-SF SHRINK FIT TOOL HOLDER (4.5° STANDARD VERSION)



规格 Model	L	L1	L2	L3	L4	L5	L6	D	D1	D2	D3	d	T	T1	FIG	重量 KGS
HSK63A-SF06- 80	112	80	54	26	26	36	-	63	21	27	-	6	M5*0.8P	M6*1.0P	1	0.8
-120	152	120	94	26	26	36	-	63	21	27	-	6	M5*0.8P	M6*1.0P	2	1.1
-160	192	160	134	26	26	36	78	63	21	27	41	6	M5*0.8P	M6*1.0P	3	1.4
-200	232	200	174	26	26	36	118	63	21	27	41	6	M5*0.8P	M6*1.0P	3	1.8
-250	282	250	224	26	26	36	168	63	21	27	41	6	M5*0.8P	M6*1.0P	3	2.2
-SF08- 80	112	80	54	26	26	36	-	63	21	27	-	8	M6*1.0P	M6*1.0P	1	0.8
-120	152	120	94	26	26	36	-	63	21	27	-	8	M6*1.0P	M6*1.0P	2	1.1
-160	192	160	134	26	26	36	78	63	21	27	41	8	M6*1.0P	M6*1.0P	3	1.4
-200	232	200	174	26	26	36	118	63	21	27	41	8	M6*1.0P	M6*1.0P	3	1.8
-250	282	250	224	26	26	36	168	63	21	27	41	8	M6*1.0P	M6*1.0P	3	2.2
-SF10- 85	117	85	59	26	32	42	-	63	24	32	-	10	M8*1.0P	M6*1.0P	1	0.9
-120	152	120	94	26	32	42	-	63	24	32	-	10	M8*1.0P	M6*1.0P	2	1.2
-160	192	160	134	26	32	42	78	63	24	32	40	10	M8*1.0P	M6*1.0P	3	1.5
-200	232	200	174	26	32	42	118	63	24	32	40	10	M8*1.0P	M6*1.0P	3	1.9
-250	282	250	224	26	32	42	168	63	24	32	40	10	M8*1.0P	M6*1.0P	3	2.3
-SF12- 90	122	90	64	26	37	47	-	63	24	32	-	12	M10*1.0P	M6*1.0P	1	0.9
-120	152	120	94	26	37	47	-	63	24	32	-	12	M10*1.0P	M6*1.0P	2	1.2
-160	192	160	134	26	37	47	78	63	24	32	40	12	M10*1.0P	M6*1.0P	3	1.5
-200	232	200	174	26	37	47	118	63	24	32	40	12	M10*1.0P	M6*1.0P	3	1.9
-250	282	250	224	26	37	47	168	63	24	32	40	12	M10*1.0P	M6*1.0P	3	2.3
-SF14- 90	122	90	64	26	37	47	-	63	27	34	-	14	M10*1.0P	M6*1.0P	1	0.9
-120	152	120	94	26	37	47	-	63	27	34	-	14	M10*1.0P	M6*1.0P	2	1.2
-160	192	160	134	26	37	47	78	63	27	34	42	14	M10*1.0P	M6*1.0P	3	1.5
-200	232	200	174	26	37	47	118	63	27	34	42	14	M10*1.0P	M6*1.0P	3	1.9
-250	282	250	224	26	37	47	168	63	27	34	42	14	M10*1.0P	M6*1.0P	3	2.3

规格说明:

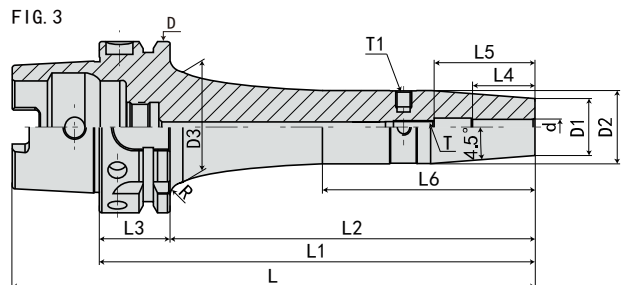
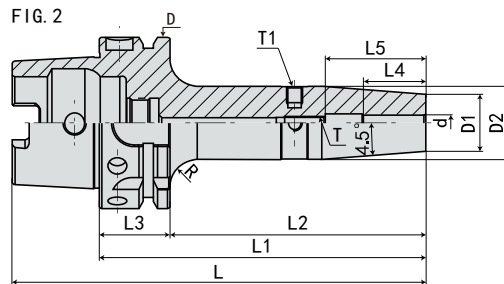
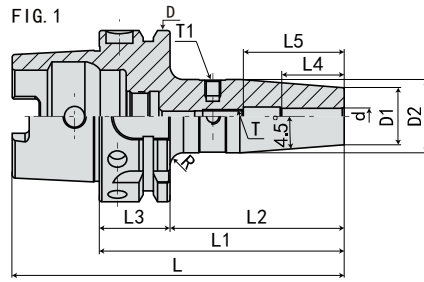
HSK63A - SF - 06 - 80

- L1 长度 Length (L1)
- 刀杆直径 Diameter
- 功能代号 Holder type
- 锥柄形式 Taper size

热缩刀柄系列
SHRINK FIT TOOL HOLDER SERIES

·HSK63A-SF 热缩刀柄 (4.5 度标准型)

HSK63A-SF SHRINK FIT TOOL HOLDER (4.5° STANDARD VERSION)



规格 Model	L	L1	L2	L3	L4	L5	L6	D	D1	D2	D3	d	T	T1	FIG	重量 KGS
HSK63A-SF16- 95	127	95	69	26	40	50	-	63	27	34	-	16	M12*1.0P	M6*1.0P	1	0.9
-120	152	120	94	26	40	50	-	63	27	34	-	16	M12*1.0P	M6*1.0P	2	1.2
-160	192	160	134	26	40	50	78	63	27	34	42	16	M12*1.0P	M6*1.0P	3	1.5
-200	232	200	174	26	40	50	118	63	27	34	42	16	M12*1.0P	M6*1.0P	3	1.9
-250	282	250	224	26	40	50	168	63	27	34	42	16	M12*1.0P	M6*1.0P	3	2.3
-SF18- 95	127	95	69	26	40	50	-	63	33	42	-	18	M12*1.0P	M6*1.0P	1	1.1
-120	152	120	94	26	40	50	-	63	33	42	-	18	M12*1.0P	M6*1.0P	2	1.3
-160	192	160	134	26	40	50	-	63	33	42	-	18	M12*1.0P	M6*1.0P	2	1.6
-200	232	200	174	26	40	50	-	63	33	42	-	18	M12*1.0P	M6*1.0P	2	2.1
-250	282	250	224	26	40	50	-	63	33	42	-	18	M12*1.0P	M6*1.0P	2	2.6
-SF20-100	132	100	74	26	42	52	-	63	33	42	-	20	M16*1.0P	M6*1.0P	1	1.1
-120	152	120	94	26	42	52	-	63	33	42	-	20	M16*1.0P	M6*1.0P	2	1.3
-160	192	160	134	26	42	52	-	63	33	42	-	20	M16*1.0P	M6*1.0P	2	1.6
-200	232	200	174	26	42	52	-	63	33	42	-	20	M16*1.0P	M6*1.0P	2	2.1
-250	282	250	224	26	42	52	-	63	33	42	-	20	M16*1.0P	M6*1.0P	2	2.6
-SF25-115	147	115	89	26	48	58	-	63	44	53	-	25	M16*1.0P	M6*1.0P	1	1.9
-130	162	130	104	26	48	58	-	63	44	53	-	25	M16*1.0P	M6*1.0P	2	2.1
-160	192	160	134	26	48	58	-	63	44	53	-	25	M16*1.0P	M6*1.0P	2	2.2
-200	232	200	174	26	48	58	-	63	44	53	-	25	M16*1.0P	M6*1.0P	2	2.6
-250	282	250	224	26	48	58	-	63	44	53	-	25	M16*1.0P	M6*1.0P	2	3
-SF32-120	152	120	94	26	52	62	-	63	44	53	-	32	M16*1.0P	M6*1.0P	1	1.9
-130	162	130	104	26	52	62	-	63	44	53	-	32	M16*1.0P	M6*1.0P	2	2.2
-160	192	160	134	26	52	62	-	63	44	53	-	32	M16*1.0P	M6*1.0P	2	2.3
-200	232	200	174	26	52	62	-	63	44	53	-	32	M16*1.0P	M6*1.0P	2	2.7
-250	282	250	224	26	52	62	-	63	44	53	-	32	M16*1.0P	M6*1.0P	2	3.1

规格说明:

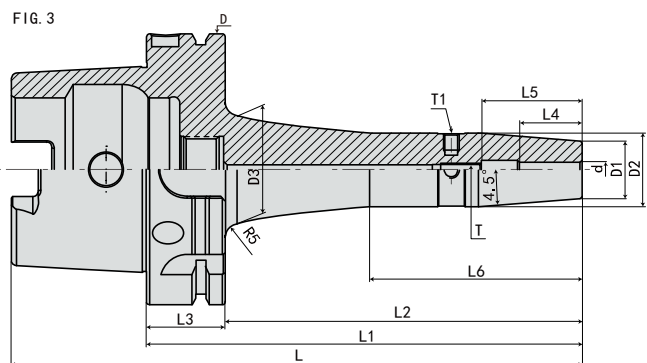
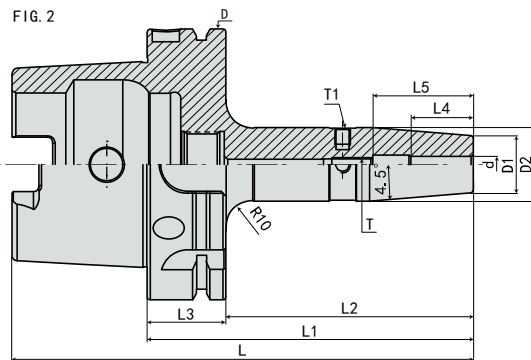
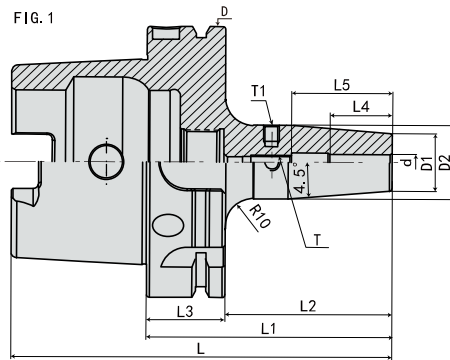
HSK63A - SF - 16 - 95

- L1 长度 Length (L1)
- 刀杆直径 Diameter
- 功能代号 Holder type
- 锥柄形式 Taper size



·HSK80A-SF 热缩刀柄 (4.5°标准型)

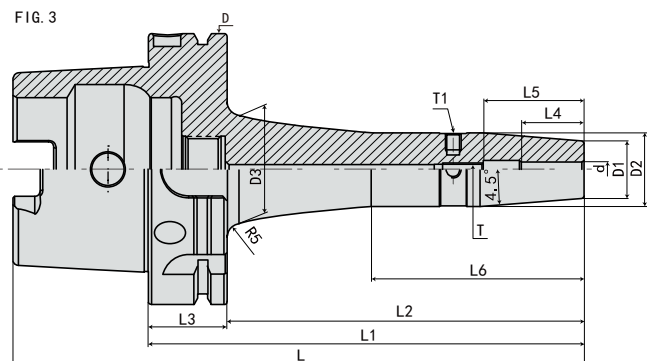
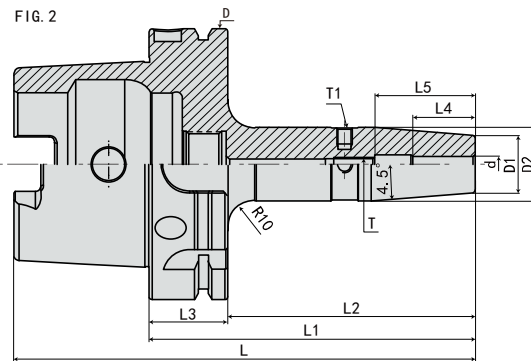
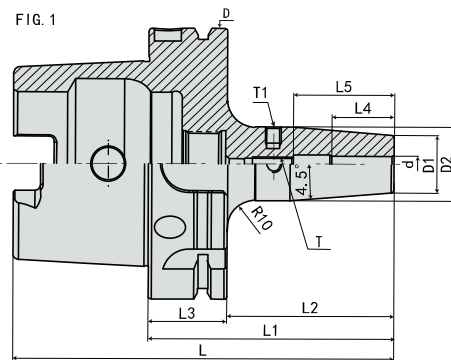
HSK80A-SF SHRINK FIT TOOL HOLDER (4.5° STANDARD VERSION)



规格 Model	L	L1	L2	L3	L4	L5	L6	D	D1	D2	D3	d	T	T1	FIG	重量 KGS
HSK80A-SF06- 85	125	85	59	26	26	36	-	80	21	27	-	6	M5*0.8P	M6*1.0P	1	1.4
-120	160	120	94	26	26	36	-	80	21	27	-	6	M5*0.8P	M6*1.0P	2	1.5
-160	200	160	134	26	26	36	78	80	21	27	41	6	M5*0.8P	M6*1.0P	3	2.1
-200	240	200	174	26	26	36	118	80	21	27	41	6	M5*0.8P	M6*1.0P	3	2.2
-SF08- 85	125	85	59	26	26	36	-	80	21	27	-	8	M6*1.0P	M6*1.0P	1	1.4
-120	160	120	95	26	26	36	-	80	21	27	-	8	M6*1.0P	M6*1.0P	2	1.5
-160	200	160	134	26	26	36	78	80	21	27	41	8	M6*1.0P	M6*1.0P	3	2.1
-200	240	200	174	26	26	36	118	80	21	27	41	8	M6*1.0P	M6*1.0P	3	2.2
-SF10- 90	130	90	64	26	32	42	-	80	24	32	-	10	M8*1.0P	M6*1.0P	1	1.5
-120	160	120	94	26	32	42	-	80	24	32	-	10	M8*1.0P	M6*1.0P	2	1.6
-160	200	160	134	26	32	42	78	80	24	32	40	10	M8*1.0P	M6*1.0P	3	2.1
-200	240	200	174	26	32	42	118	80	24	32	40	10	M8*1.0P	M6*1.0P	3	2.3
-SF12- 95	135	95	69	26	37	47	-	80	24	32	-	12	M10*1.0P	M6*1.0P	1	1.5
-120	160	120	94	26	37	47	-	80	24	32	-	12	M10*1.0P	M6*1.0P	2	1.6
-160	200	160	134	26	37	47	78	80	24	32	40	12	M10*1.0P	M6*1.0P	3	2.1
-200	240	200	174	26	37	47	118	80	24	32	40	12	M10*1.0P	M6*1.0P	3	2.3
-SF14- 95	135	95	69	26	37	47	-	80	27	34	-	14	M10*1.0P	M6*1.0P	1	1.5
-120	160	120	94	26	37	47	-	80	27	34	-	14	M10*1.0P	M6*1.0P	2	1.7
-160	200	160	134	26	37	47	78	80	27	34	42	14	M10*1.0P	M6*1.0P	3	2.1
-200	240	200	174	26	37	47	118	80	27	34	42	14	M10*1.0P	M6*1.0P	3	2.2

·HSK80A-SF 热缩刀柄 (4.5° 标准型)

HSK80A-SF SHRINK FIT TOOL HOLDER (4.5° STANDARD VERSION)



规格 Model	L	L1	L2	L3	L4	L5	L6	D	D1	D2	D3	d	T	T1	FIG	重量 KGS
HSK80A-SF16-100	140	100	74	26	40	50	-	80	27	34	-	16	M12*1.0P	M6*1.0P	1	1.5
-120	160	120	94	26	40	50	-	80	27	34	-	16	M12*1.0P	M6*1.0P	2	1.8
-160	200	160	134	26	40	50	78	80	27	34	42	16	M12*1.0P	M6*1.0P	3	2.1
-200	240	200	174	26	40	50	118	80	27	34	42	16	M12*1.0P	M6*1.0P	3	2.2
-SF18-100	140	100	74	26	40	50	-	80	33	42	-	18	M12*1.0P	M6*1.0P	1	1.6
-120	160	120	94	26	40	50	-	80	33	42	-	18	M12*1.0P	M6*1.0P	2	1.9
-160	200	160	134	26	40	50	-	80	33	42	-	18	M12*1.0P	M6*1.0P	3	2.2
-200	240	200	174	26	40	50	-	80	33	42	-	18	M12*1.0P	M6*1.0P	3	2.6
-SF20-105	145	105	79	26	42	52	-	80	33	42	-	20	M16*1.0P	M6*1.0P	1	1.6
-120	160	120	94	26	42	52	-	80	33	42	-	20	M16*1.0P	M6*1.0P	2	2.1
-160	200	160	134	26	42	52	-	80	33	42	-	20	M16*1.0P	M6*1.0P	3	2.3
-200	240	200	174	26	42	52	-	80	33	42	-	20	M16*1.0P	M6*1.0P	3	2.7
-SF25-115	155	115	89	26	48	58	-	80	44	53	-	25	M16*1.0P	M6*1.0P	1	2.5
-160	200	160	134	26	48	58	-	80	44	53	-	25	M16*1.0P	M6*1.0P	3	2.8
-200	240	200	174	26	48	58	-	80	44	53	-	25	M16*1.0P	M6*1.0P	3	3.6
-SF32-120	160	120	94	26	52	62	-	80	44	53	-	32	M16*1.0P	M6*1.0P	1	2.5
-160	200	160	134	26	52	62	-	80	44	53	-	32	M16*1.0P	M6*1.0P	3	3.2
-200	240	200	174	26	52	62	-	80	44	53	-	32	M16*1.0P	M6*1.0P	3	3.5

·HSK100A-SF 热缩刀柄 (4.5 度标准型)

HSK100A-SF SHRINK FIT TOOL HOLDER (4.5° STANDARD VERSION)



FIG.1

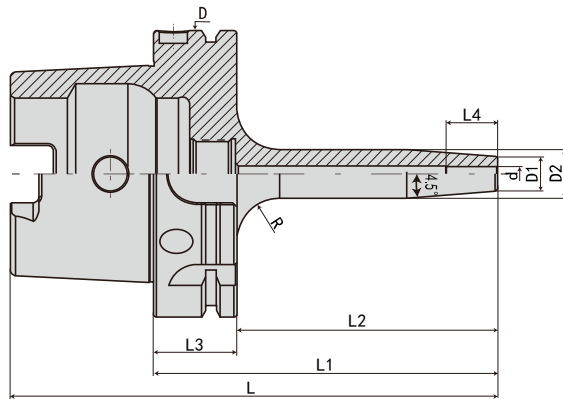
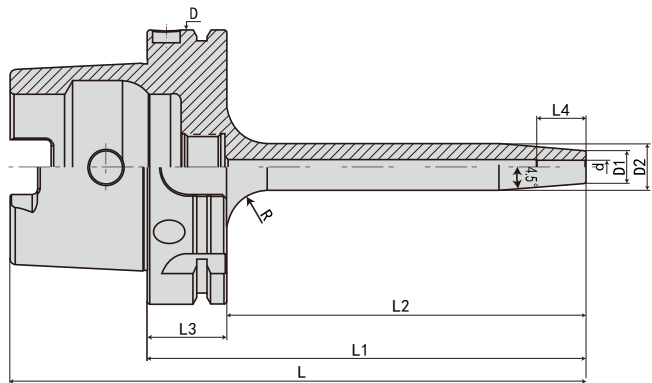


FIG.2



规格 Model	L	L1	L2	L3	L4	D	D1	D2	d	R	FIG	重量 KGS
HSK100A-SF03- 85	135	85	56	29	12	100	12	17	3	10	1	2.2
-120	170	120	91	29	12	100	12	20	3	10	2	2.5
-160	210	160	131	29	12	100	12	20	3	10	2	2.8
-SF04- 85	135	85	56	29	16	100	12	17	4	10	1	2.2
-120	170	120	91	29	16	100	15	22	4	10	2	2.5
-160	210	160	131	29	16	100	15	22	4	10	2	2.8
-SF05- 85	135	85	56	29	18	100	12	17	5	10	1	2.2
-120	170	120	91	29	18	100	15	22	5	10	2	2.5
-160	210	160	131	29	18	100	15	22	5	10	2	2.8

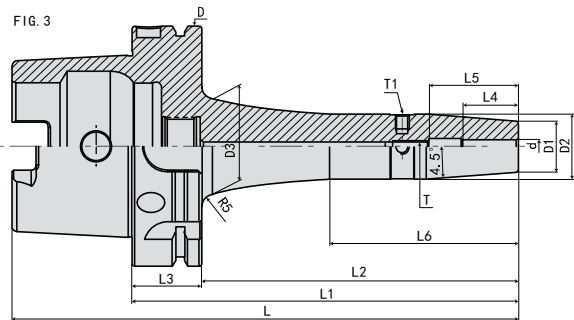
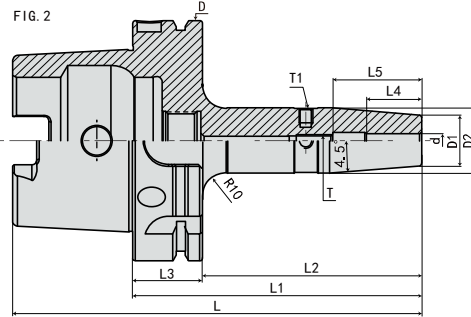
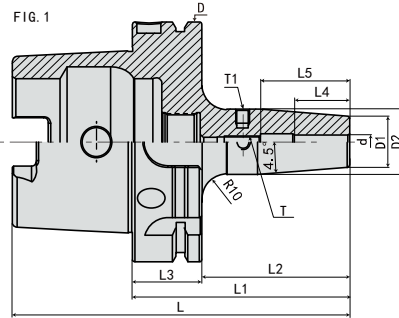
规格说明:

HSK100A - SF - 03 - 85

- L1 长度 Length (L1)
- 刀杆直径 Diameter
- 功能代号 Holder type
- 锥柄形式 Taper size

·HSK100A-SF 热缩刀柄 (4.5 度标准型)

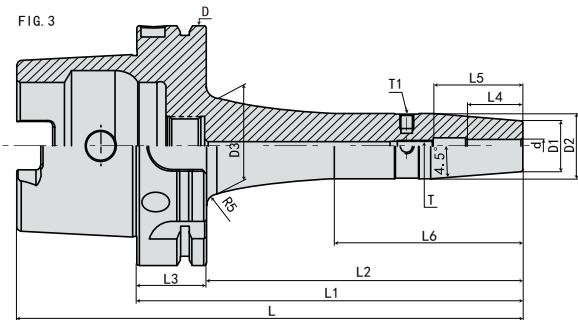
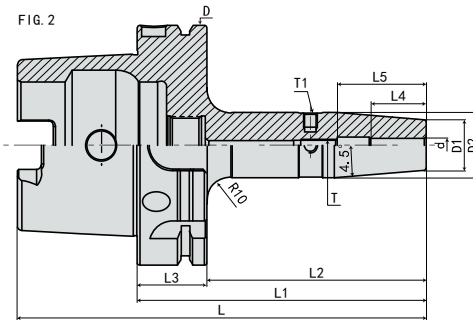
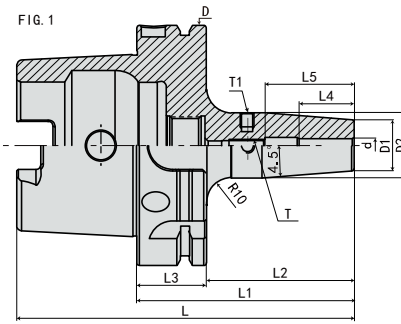
HSK100A-SF SHRINK FIT TOOL HOLDER (4.5° STANDARD VERSION)



规格 Model	L	L1	L2	L3	L4	L5	L6	D	D1	D2	D3	d	T	T1	FIG	重量 KGS
HSK100A-SF06- 85	135	85	56	29	26	36	-	100	21	27	-	6	M5*0.8P	M6*1.0P	1	2.2
-120	170	120	91	29	26	36	-	100	21	27	-	6	M5*0.8P	M6*1.0P	2	2.5
-160	210	160	131	29	26	36	78	100	21	27	41	6	M5*0.8P	M6*1.0P	3	2.8
-200	250	200	171	29	26	36	118	100	21	27	41	6	M5*0.8P	M6*1.0P	3	3.2
-250	300	250	221	29	26	36	168	100	21	27	41	6	M5*0.8P	M6*1.0P	3	3.6
-SF08- 85	135	85	56	29	26	36	-	100	21	27	-	8	M6*1.0P	M6*1.0P	1	2.2
-120	170	120	91	29	26	36	-	100	21	27	-	8	M6*1.0P	M6*1.0P	2	2.5
-160	210	160	131	29	26	36	78	100	21	27	41	8	M6*1.0P	M6*1.0P	3	2.8
-200	250	200	171	29	26	36	118	100	21	27	41	8	M6*1.0P	M6*1.0P	3	3.2
-250	300	250	221	29	26	36	168	100	21	24	41	5	M6*1.0P	M6*1.0P	3	3.6
-SF10- 90	140	90	61	29	32	42	-	100	24	32	-	10	M8*1.0P	M6*1.0P	1	2.3
-120	170	120	91	29	32	42	-	100	24	32	-	10	M8*1.0P	M6*1.0P	2	2.6
-160	210	160	131	29	32	42	78	100	24	32	40	10	M8*1.0P	M6*1.0P	3	2.9
-200	250	200	171	29	32	42	118	100	24	32	40	10	M8*1.0P	M6*1.0P	3	3.3
-250	300	250	221	29	32	41	168	100	24	32	40	10	M8*1.0P	M6*1.0P	3	3.7
-SF12- 95	145	95	66	29	37	47	-	100	24	32	-	12	M10*1.0P	M6*1.0P	1	2.3
-120	170	120	91	29	37	47	-	100	24	32	-	12	M10*1.0P	M6*1.0P	2	2.6
-160	210	160	131	29	37	47	78	100	24	32	40	12	M10*1.0P	M6*1.0P	3	2.9
-200	250	200	171	29	37	47	118	100	24	32	40	12	M10*1.0P	M6*1.0P	3	3.3
-250	300	250	221	29	37	47	168	100	24	32	40	12	M10*1.0P	M6*1.0P	3	3.7
-SF14- 95	145	95	66	29	37	47	-	100	27	34	-	14	M10*1.0P	M6*1.0P	1	2.3
-120	170	120	91	29	37	47	-	100	27	34	-	14	M10*1.0P	M6*1.0P	2	2.6
-160	210	160	131	29	37	47	78	100	27	34	42	14	M10*1.0P	M6*1.0P	3	2.9
-200	250	200	171	29	37	47	118	100	27	34	42	14	M10*1.0P	M6*1.0P	3	3.3
-250	300	250	221	29	37	47	168	100	27	34	42	14	M10*1.0P	M6*1.0P	3	3.7

·HSK100A-SF 热缩刀柄 (4.5 度标准型)

HSK100A-SF SHRINK FIT TOOL HOLDER (4.5° STANDARD VERSION)

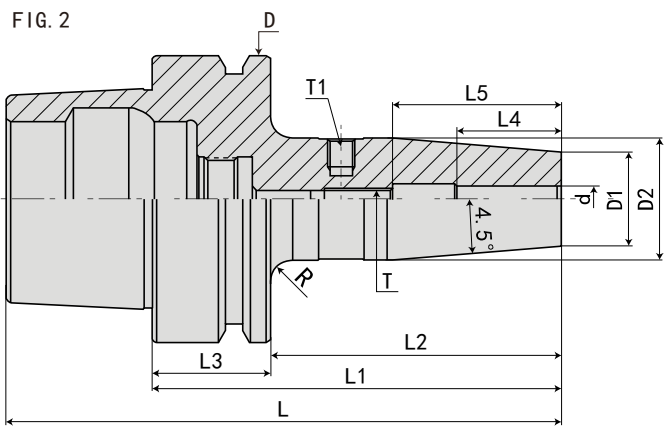
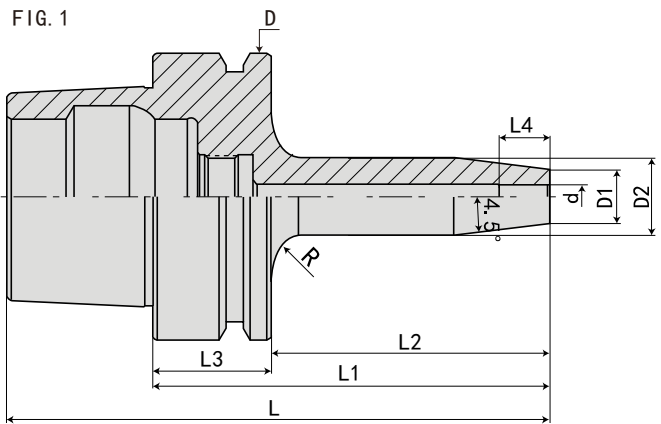


规格 Model	L	L1	L2	L3	L4	L5	L6	D	D1	D2	D3	d	T	T1	FIG	重量 KGS
HSK100A-SF16-100	150	100	71	29	40	50	-	100	27	34	-	16	M12*1.0P	M6*1.0P	1	2.3
-120	170	120	91	29	40	50	-	100	27	34	-	16	M12*1.0P	M6*1.0P	2	2.6
-160	210	160	131	29	40	50	78	100	27	34	42	16	M12*1.0P	M6*1.0P	3	2.9
-200	250	200	171	29	40	50	118	100	27	34	42	16	M12*1.0P	M6*1.0P	3	3.3
-250	300	250	221	29	40	50	168	100	27	34	42	16	M12*1.0P	M6*1.0P	3	3.7
-SF18-100	150	100	71	29	40	50	-	100	33	42	-	18	M12*1.0P	M6*1.0P	1	2.4
-120	170	120	91	29	40	50	-	100	33	42	-	18	M12*1.0P	M6*1.0P	2	2.7
-160	210	160	131	29	40	50	78	100	33	42	-	18	M12*1.0P	M6*1.0P	3	3.1
-200	250	200	171	29	40	50	118	100	33	42	-	18	M12*1.0P	M6*1.0P	3	3.4
-250	300	250	221	29	40	50	168	100	33	42	-	18	M12*1.0P	M6*1.0P	3	3.8
-SF20-105	155	105	76	29	42	52	-	100	33	42	-	20	M16*1.0P	M6*1.0P	1	2.4
-120	170	120	91	29	42	52	-	100	33	42	-	20	M16*1.0P	M6*1.0P	2	2.7
-160	210	160	131	29	42	52	78	100	33	42	-	20	M16*1.0P	M6*1.0P	3	3.1
-200	250	200	171	29	42	52	118	100	33	42	-	20	M16*1.0P	M6*1.0P	3	3.4
-250	300	250	221	29	42	52	168	100	33	42	-	20	M16*1.0P	M6*1.0P	3	3.8
-SF25-115	165	115	86	29	48	58	-	100	44	53	-	25	M16*1.0P	M6*1.0P	1	3.2
-130	180	130	101	29	48	58	-	100	44	53	-	25	M16*1.0P	M6*1.0P	2	3.4
-160	210	160	131	29	48	58	78	100	44	53	-	25	M16*1.0P	M6*1.0P	3	3.6
-200	250	200	171	29	48	58	118	100	44	53	-	25	M16*1.0P	M6*1.0P	3	4.1
-250	300	250	221	29	48	58	168	100	44	53	-	25	M16*1.0P	M6*1.0P	3	4.6
-SF32-120	170	120	91	29	52	62	-	100	44	53	-	32	M16*1.0P	M6*1.0P	1	3.2
-140	190	140	111	29	52	62	-	100	44	53	-	32	M16*1.0P	M6*1.0P	2	3.4
-160	210	160	131	29	52	62	78	100	44	53	-	32	M16*1.0P	M6*1.0P	3	3.6
-200	250	200	171	29	52	62	118	100	44	53	-	32	M16*1.0P	M6*1.0P	3	4.1
-250	300	250	221	29	52	62	168	100	44	53	-	32	M16*1.0P	M6*1.0P	3	4.6

 SHRINK FIT TOOL HOLDER SERIES
 热缩刀柄系列

·HSK25E-SF 热缩刀柄 (4.5 度标准型)

HSK25E-SF SHRINK FIT TOOL HOLDER (4.5° STANDARD VERSION)



规格 Model	L	L1	L2	L3	L4	L5	D	D1	D2	d	T	T1	FIG	重量 KGS
HSK25E-SF03-50	63	50	40	10	12	-	25	15	20	3	-	-	1	0.1
-SF04-50	63	50	40	10	16	-	25	15	20	4	-	-	1	0.1
-SF05-50	63	50	40	10	18	-	25	15	20	5	-	-	1	0.1
-SF06-50	63	50	40	10	23	37	25	21	26	6	M5*0.8P	M6*1.0P	2	0.1

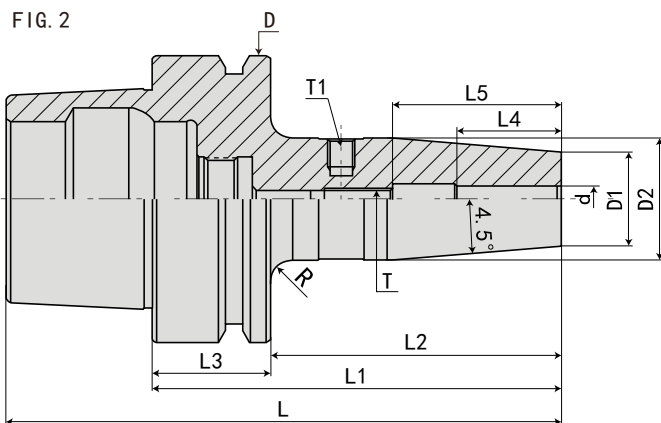
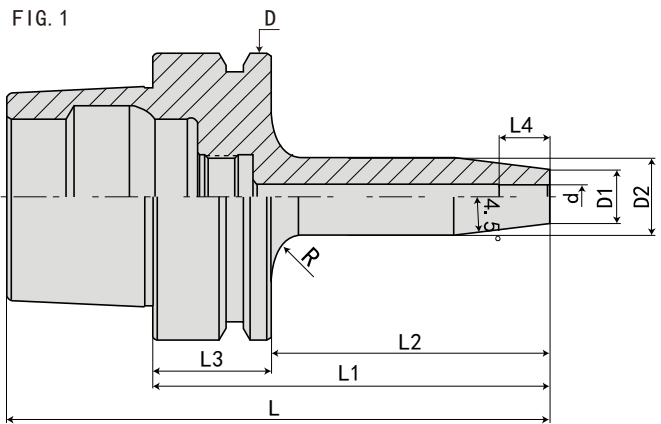
规格说明:

HSK25E - SF - 03 - 50

- L1 长度 Length (L1)
- 刀杆直径 Diameter
- 功能代号 Holder type
- 锥柄形式 Taper size

·HSK32E-SF 热缩刀柄 (4.5 度标准型)

HSK32E-SF SHRINK FIT TOOL HOLDER (4.5° STANDARD VERSION)



规格 Model	L	L1	L2	L3	L4	L5	D	D1	D2	d	T	T1	FIG	重量 KGS
HSK32E-SF03-60	76	60	40	20	12	-	32	15	20	3	-	-	1	0.2
-SF04-60	76	60	40	20	16	-	32	15	20	4	-	-	1	0.2
-SF05-60	76	60	40	20	18	-	32	15	20	5	-	-	1	0.2
-SF06-70	86	70	70	20	26	36	32	21	26	6	M5*0.8P	M6*1.0P	2	0.3
-SF08-70	86	70	70	20	26	36	32	21	26	8	M6*1.0P	M6*1.0P	2	0.3
-SF10-70	86	70	70	20	32	42	32	24	29	10	M8*1.0P	M6*1.0P	2	0.4
-SF12-70	86	70	70	20	37	47	32	24	29	12	M10*1.0P	M6*1.0P	2	0.4

规格说明:

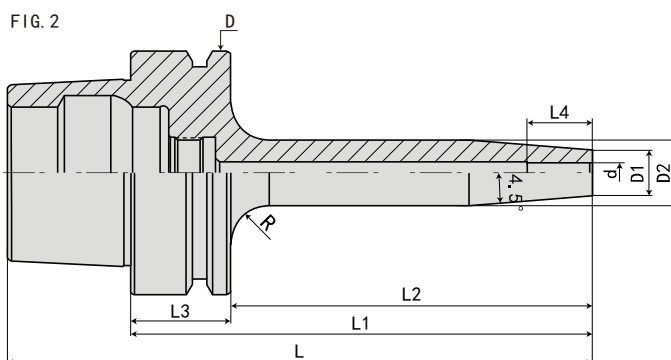
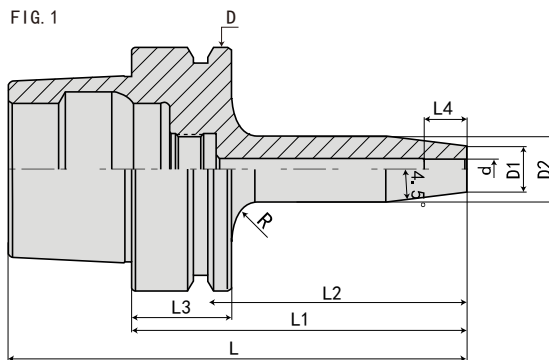
HSK32E - SF - 03 - 60

- L1 长度 Length (L1)
- 刀杆直径 Diameter
- 功能代号 Holder type
- 锥柄形式 Taper size

热缩刀柄系列
SHRINK FIT TOOL HOLDER SERIES

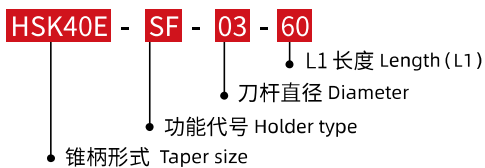
·HSK40E-SF 热缩刀柄 (4.5 度标准型)

HSK40E-SF SHRINK FIT TOOL HOLDER (4.5° STANDARD VERSION)



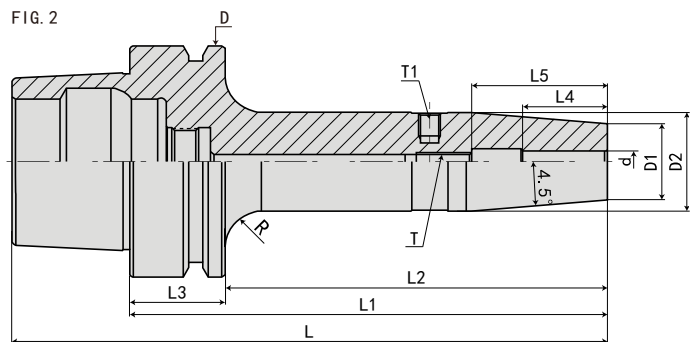
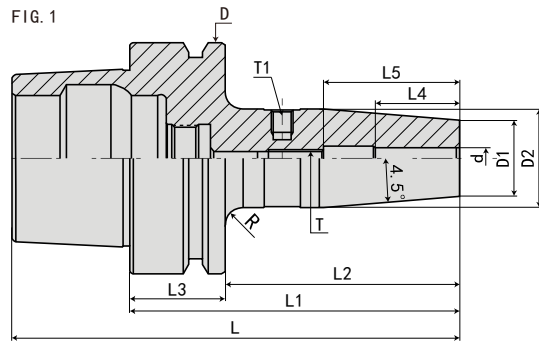
规格 Model	L	L1	L2	L3	L4	D	D1	D2	d	R	FIG	重量 KGS
HSK40E-SF03- 60	80	60	40	20	12	40	12	17	3	5	1	0.3
-120	140	120	100	20	12	40	12	20	3	5	2	0.4
-160	180	160	140	20	12	40	12	20	3	5	2	0.5
-SF04- 60	80	60	40	20	16	40	12	17	4	5	1	0.3
-120	140	120	100	20	16	40	15	22	4	5	2	0.4
-160	180	160	140	20	16	40	15	22	4	5	2	0.5
-SF05- 60	80	60	40	20	18	40	12	17	5	5	1	0.3
-120	140	120	100	20	18	40	15	22	5	5	2	0.4
-160	180	160	140	20	18	40	15	22	5	5	2	0.5

规格说明:



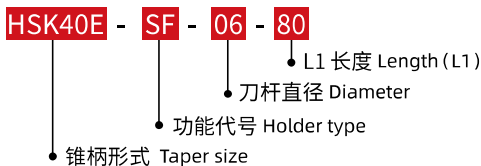
·HSK40E-SF 热缩刀柄 (4.5 度标准型)

HSK40E-SF SHRINK FIT TOOL HOLDER (4.5° STANDARD VERSION)



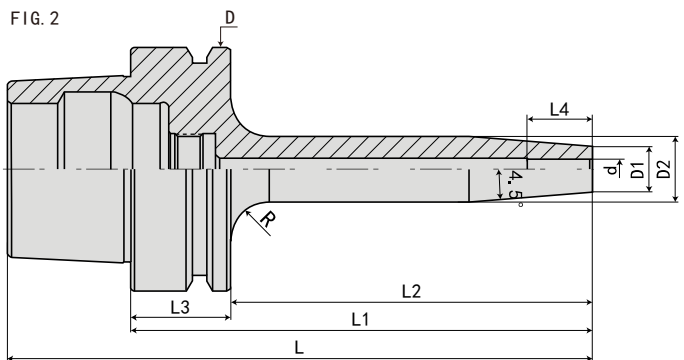
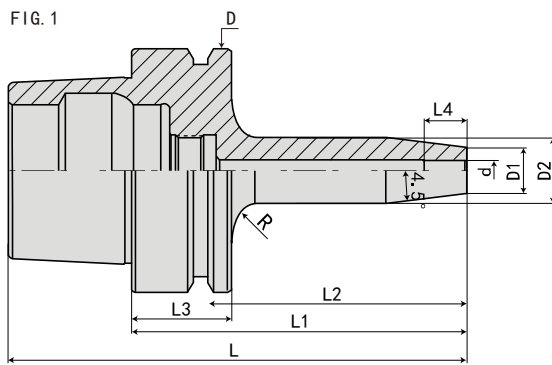
规格 Model	L	L1	L2	L3	L4	L5	D	D1	D2	d	T	T1	FIG	重量 KGS
HSK40E-SF06- 80	100	80	60	20	26	36	40	21	27	6	M5*0.8P	M6*1.0P	1	0.4
-120	140	120	100	20	26	36	40	21	27	6	M5*0.8P	M6*1.0P	2	0.6
-160	180	160	140	20	26	36	40	21	27	6	M5*0.8P	M6*1.0P	2	0.7
-SF08- 80	100	80	60	20	26	36	40	21	27	8	M6*1.0P	M6*1.0P	1	0.4
-120	140	120	100	20	26	36	40	21	27	8	M6*1.0P	M6*1.0P	2	0.6
-160	180	160	140	20	26	36	40	21	27	8	M6*1.0P	M6*1.0P	2	0.7
-SF10- 80	100	80	60	20	32	42	40	24	32	10	M8*1.0P	M6*1.0P	1	0.5
-120	140	120	100	20	32	42	40	24	32	10	M8*1.0P	M6*1.0P	2	0.7
-160	180	160	140	20	32	42	40	24	32	10	M8*1.0P	M6*1.0P	2	0.8
-SF12- 90	110	90	70	20	37	47	40	24	32	12	M10*1.0P	M6*1.0P	1	0.5
-120	140	120	100	20	37	47	40	24	32	12	M10*1.0P	M6*1.0P	2	0.7
-160	180	160	140	20	37	47	40	24	32	12	M10*1.0P	M6*1.0P	2	0.8
-SF14- 90	110	90	70	20	37	47	40	27	34	14	M10*1.0P	M6*1.0P	1	0.6
-120	140	120	100	20	37	47	40	27	34	14	M10*1.0P	M6*1.0P	2	0.8
-160	180	160	140	20	37	47	40	27	34	14	M10*1.0P	M6*1.0P	2	0.9
-SF16- 90	110	90	70	20	40	50	40	27	34	16	M12*1.0P	M6*1.0P	1	0.5
-120	140	120	100	20	40	50	40	27	34	16	M12*1.0P	M6*1.0P	2	0.7
-160	180	160	140	20	40	50	40	27	34	16	M12*1.0P	M6*1.0P	2	0.8

规格说明:



·HSK50E-SF 热缩刀柄 (4.5 度标准型)

HSK50E-SF SHRINK FIT TOOL HOLDER (4.5° STANDARD VERSION)



规格 Model	L	L1	L2	L3	L4	D	D1	D2	d	R	FIG	重量 KGS
HSK50E-SF03- 80	105	80	54	26	12	50	12	17	3	5	1	0.4
-120	145	120	94	26	12	50	12	20	3	5	2	0.5
-160	185	160	134	26	12	50	12	20	3	5	2	0.6
-SF04- 80	105	80	54	26	16	50	12	17	4	5	1	0.5
-120	145	120	94	26	16	50	15	22	4	5	2	0.6
-160	185	160	134	26	16	50	15	22	4	5	2	0.7
-SF05- 80	105	80	54	26	18	50	12	17	5	5	1	0.5
-120	145	120	94	26	18	50	15	22	5	5	2	0.6
-160	185	160	134	26	18	50	15	22	5	5	2	0.7

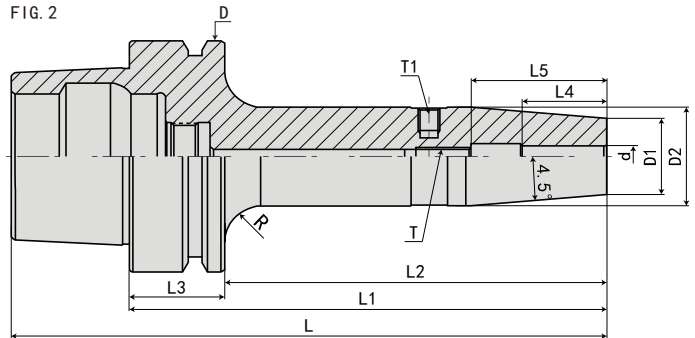
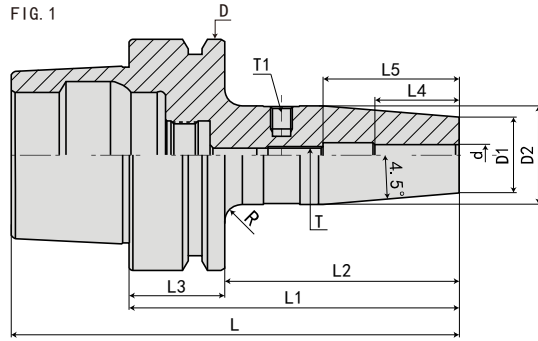
规格说明:

HSK50E - SF - 03 - 80

- L1 长度 Length (L1)
- 刀杆直径 Diameter
- 功能代号 Holder type
- 锥柄形式 Taper size

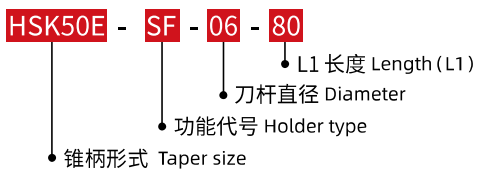
·HSK50E-SF 热缩刀柄 (4.5° 标准型)

HSK50E-SF SHRINK FIT TOOL HOLDER (4.5° STANDARD VERSION)



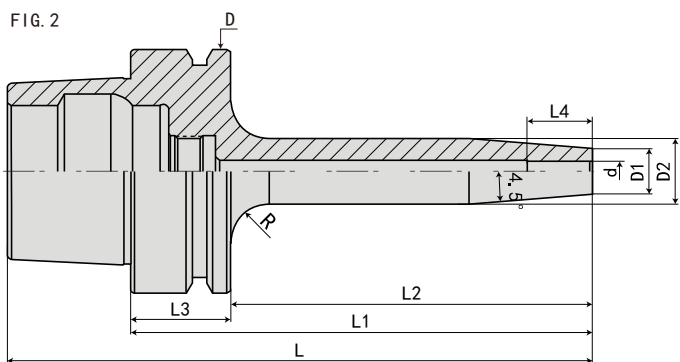
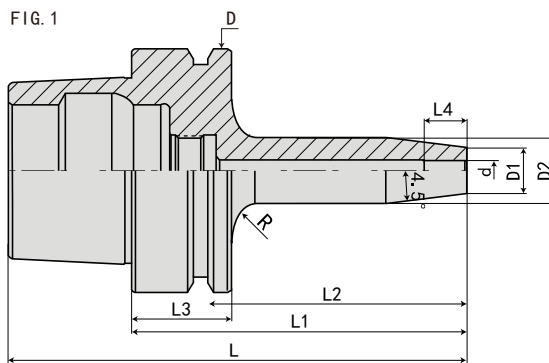
规格 Model	L	L1	L2	L3	L4	L5	D	D1	D2	d	T	T1	FIG	重量 KGS
HSK50E-SF06- 80	105	80	54	26	26	36	50	21	27	6	M5*0.8P	M6*1.0P	1	0.7
-120	145	120	94	26	26	36	50	21	27	6	M5*0.8P	M6*1.0P	2	0.8
-160	185	160	134	26	26	36	50	21	27	6	M5*0.8P	M6*1.0P	2	0.9
-SF08- 80	105	80	54	26	26	36	50	21	27	8	M6*1.0P	M6*1.0P	1	0.6
-120	145	120	94	26	26	36	50	21	27	8	M6*1.0P	M6*1.0P	2	0.8
-160	185	160	134	26	26	36	50	21	27	8	M6*1.0P	M6*1.0P	2	0.9
-SF10- 85	110	85	59	26	32	42	50	24	32	10	M8*1.0P	M6*1.0P	1	0.7
-120	145	120	94	26	32	42	50	24	32	10	M8*1.0P	M6*1.0P	2	0.8
-160	185	160	134	26	32	42	50	24	32	10	M8*1.0P	M6*1.0P	2	0.9
-SF12- 90	115	90	64	26	37	47	50	24	32	12	M10*1.0P	M6*1.0P	1	0.7
-120	145	120	94	26	37	47	50	24	32	12	M10*1.0P	M6*1.0P	2	0.8
-160	185	160	134	26	37	47	50	24	32	12	M10*1.0P	M6*1.0P	2	0.9
-SF14- 90	115	90	64	26	37	47	50	27	34	14	M10*1.0P	M6*1.0P	1	0.7
-120	145	120	94	26	37	47	50	27	34	14	M10*1.0P	M6*1.0P	2	0.8
-160	185	160	134	26	37	47	50	27	34	14	M10*1.0P	M6*1.0P	2	0.9
-SF16- 95	120	95	69	26	40	50	50	27	34	16	M12*1.0P	M6*1.0P	1	0.7
-120	145	120	94	26	40	50	50	27	34	16	M12*1.0P	M6*1.0P	2	0.8
-200	185	160	134	26	40	50	50	27	34	16	M12*1.0P	M6*1.0P	2	0.9
-SF18- 95	120	95	69	26	40	50	50	33	42	18	M12*1.0P	M6*1.0P	1	0.9
-120	145	120	94	26	40	50	50	33	42	18	M12*1.0P	M6*1.0P	2	1
-200	185	160	134	26	40	50	50	33	42	18	M12*1.0P	M6*1.0P	2	1.1
-SF20-100	125	100	74	26	42	52	50	33	42	20	M16*1.0P	M6*1.0P	1	0.9
-120	145	120	94	26	42	52	50	33	42	20	M16*1.0P	M6*1.0P	2	1
-160	185	160	134	26	42	52	50	33	42	20	M16*1.0P	M6*1.0P	2	1.1

规格说明:



·HSK63E-SF 热缩刀柄 (4.5 度标准型)

HSK63E-SF SHRINK FIT TOOL HOLDER (4.5° STANDARD VERSION)



规格 Model	L	L1	L2	L3	L4	D	D1	D2	d	R	FIG	重量 KGS
HSK63E-SF03- 80	112	80	54	26	12	63	12	17	3	5	1	0.7
-120	152	120	94	26	12	63	12	20	3	5	2	0.8
-160	192	160	134	26	12	63	12	20	3	5	2	0.9
-SF04- 80	112	80	54	26	16	63	12	17	4	5	1	0.7
-120	152	120	94	26	16	63	15	22	4	5	2	0.8
-160	192	160	134	26	16	63	15	22	4	5	2	0.9
-SF05- 80	112	80	54	26	18	63	12	17	5	5	1	0.7
-120	152	120	94	26	18	63	15	22	5	5	2	0.8
-160	192	160	134	26	18	63	15	22	5	5	2	0.9

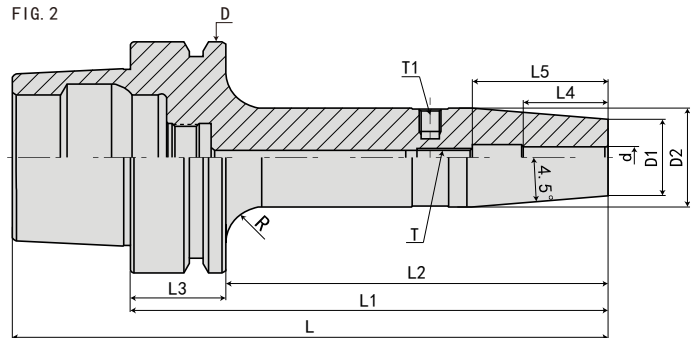
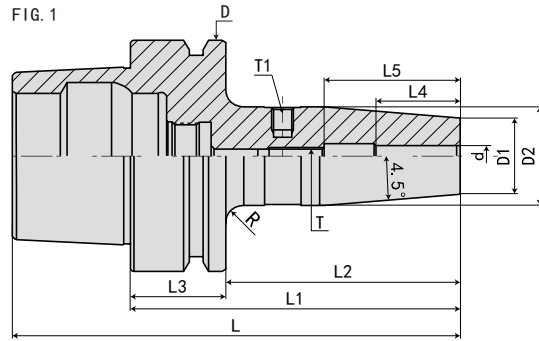
规格说明:

HSK63E - SF - 03 - 80

- L1 长度 Length (L1)
- 刀杆直径 Diameter
- 功能代号 Holder type
- 锥柄形式 Taper size

·HSK63E-SF 热缩刀柄 (4.5°标准型)

HSK63E-SF SHRINK FIT TOOL HOLDER (4.5° STANDARD VERSION)



规格 Model	L	L1	L2	L3	L4	L5	L6	D	D1	D2	D3	d	T	T1	FIG	重量 KGS
HSK63E-SF06- 80	112	80	54	26	26	36	-	63	21	27	-	6	M5*0.8P	M6*1.0P	1	0.8
-120	152	120	94	26	26	36	-	63	21	27	-	6	M5*0.8P	M6*1.0P	2	0.9
-160	192	160	134	26	26	36	-	63	21	27	-	6	M5*0.8P	M6*1.0P	2	1.1
-SF08- 80	112	80	54	26	26	36	-	63	21	27	-	8	M6*1.0P	M6*1.0P	1	0.8
-120	152	120	94	26	26	36	-	63	21	27	-	8	M6*1.0P	M6*1.0P	2	0.9
-160	192	160	134	26	26	36	-	63	21	27	-	8	M6*1.0P	M6*1.0P	2	1.1
-SF10- 85	117	85	59	26	32	42	-	63	24	32	-	10	M8*1.0P	M6*1.0P	1	0.9
-120	152	120	94	26	32	42	-	63	24	32	-	10	M8*1.0P	M6*1.0P	2	1.1
-160	192	160	134	26	32	42	-	63	24	32	-	10	M8*1.0P	M6*1.0P	2	1.1
-SF12- 90	122	90	64	26	37	47	-	63	24	32	-	12	M10*1.0P	M6*1.0P	1	0.9
-120	152	120	94	26	37	47	-	63	24	32	-	12	M10*1.0P	M6*1.0P	2	1.1
-160	192	160	134	26	37	47	-	63	24	32	-	12	M10*1.0P	M6*1.0P	2	1.1
-SF14- 90	122	90	64	26	37	47	-	63	27	34	-	14	M10*1.0P	M6*1.0P	1	1.1
-120	152	120	94	26	37	47	-	63	27	34	-	14	M10*1.0P	M6*1.0P	2	1.1
-160	192	160	134	26	37	47	78	63	27	34	42	14	M10*1.0P	M6*1.0P	2	1.2
-SF16- 95	127	95	69	26	40	50	-	63	27	34	-	16	M12*1.0P	M6*1.0P	1	1.1
-120	152	120	94	26	40	50	-	63	27	34	-	16	M12*1.0P	M6*1.0P	2	1.2
-160	192	160	134	26	40	50	78	63	27	34	42	16	M12*1.0P	M6*1.0P	2	1.4
-SF18- 95	127	95	69	26	40	50	-	63	33	42	-	18	M12*1.0P	M6*1.0P	1	1.1
-120	152	120	94	26	40	50	-	63	33	42	-	18	M12*1.0P	M6*1.0P	2	1.3
-160	192	160	134	26	40	50	-	63	33	42	-	18	M12*1.0P	M6*1.0P	2	1.5
-SF20-100	132	100	74	26	42	52	-	63	33	42	-	20	M16*1.0P	M6*1.0P	1	1.1
-120	152	120	94	26	42	52	-	63	33	42	-	20	M16*1.0P	M6*1.0P	2	1.3
-160	192	160	134	26	42	52	-	63	33	42	-	20	M16*1.0P	M6*1.0P	2	1.5
-SF25-115	147	115	89	26	48	58	-	63	44	53	-	25	M16*1.0P	M6*1.0P	1	1.6
-130	162	130	104	26	48	58	-	63	44	53	-	25	M16*1.0P	M6*1.0P	2	1.7
-160	192	160	134	26	48	58	-	63	44	53	-	25	M16*1.0P	M6*1.0P	2	1.8
-SF32-120	152	120	94	26	52	62	-	63	44	53	-	32	M16*1.0P	M6*1.0P	1	1.6
-160	192	160	134	26	52	62	-	63	44	53	-	32	M16*1.0P	M6*1.0P	2	1.7

规格说明:

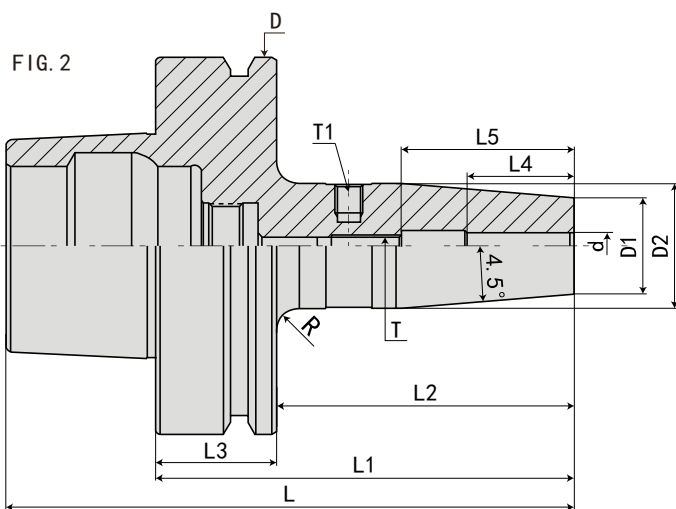
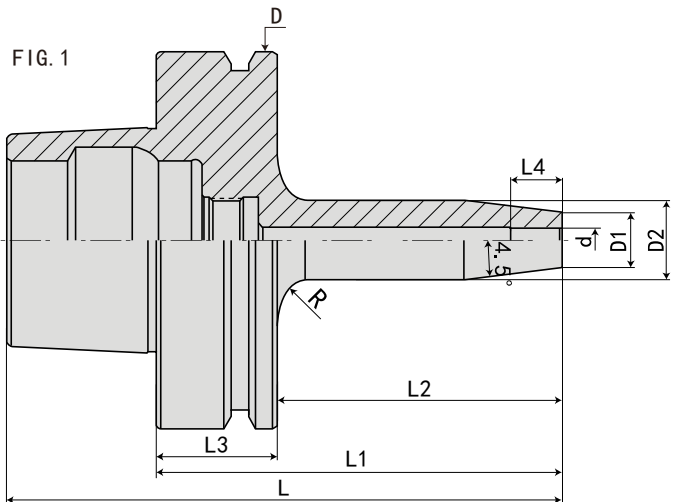
HSK63E - SF - 06 - 80

- L1 长度 Length (L1)
- 刀杆直径 Diameter
- 功能代号 Holder type
- 锥柄形式 Taper size

 SHRINK FIT TOOL HOLDER SERIES
热缩刀柄系列

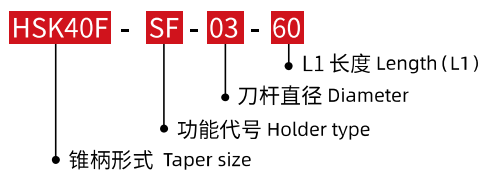
·HSK40F-SF 热缩刀柄 (4.5 度标准型)

HSK40F-SF SHRINK FIT TOOL HOLDER (4.5° STANDARD VERSION)



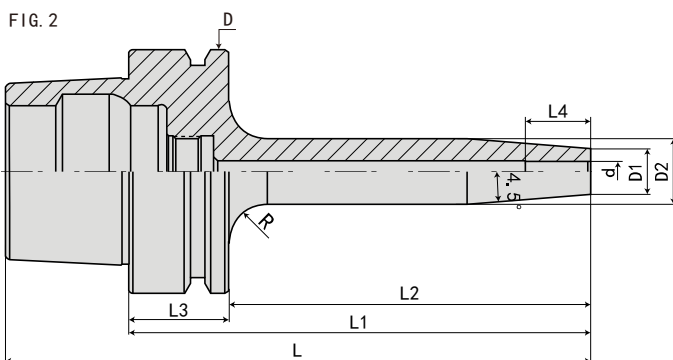
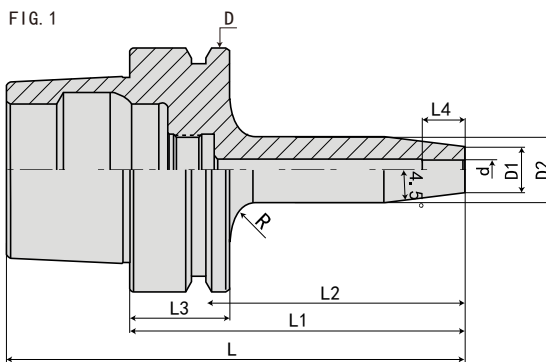
规格 Model	L	L1	L2	L3	L4	L5	D	D1	D2	d	T	T1	FIG	重量 KGS
HSK40F-SF03-60	80	60	40	20	12	-	40	15	20	3	-	-	1	0.5
-SF04-60	80	60	40	20	16	-	40	15	20	4	-	-	1	0.5
-SF05-60	80	60	40	20	18	-	40	15	20	5	-	-	1	0.5
-SF06-65	85	65	45	20	26	36	40	21	27	6	M5*0.8P	M6*1.0P	2	0.5
-SF06-80	100	80	60	20	26	36	40	21	27	6	M5*0.8P	M6*1.0P	2	0.8
-SF08-65	85	65	45	20	26	36	40	21	27	8	M6*1.0P	M6*1.0P	2	0.5
-SF08-80	100	80	60	20	26	36	40	21	27	8	M6*1.0P	M6*1.0P	2	0.8
-SF10-65	85	65	45	20	32	42	40	24	31	10	M8*1.0P	M6*1.0P	2	0.6
-SF10-80	100	80	60	20	32	42	40	24	32	10	M8*1.0P	M6*1.0P	2	0.9
-SF12-65	85	65	45	20	37	47	40	24	31	12	M10*1.0P	M6*1.0P	2	0.6
-SF12-90	110	90	70	20	37	47	40	24	32	12	M10*1.0P	M6*1.0P	2	0.9
-SF14-90	110	90	70	20	37	47	40	27	34	14	M10*1.0P	M6*1.0P	2	0.9
-SF16-90	110	90	70	20	40	50	40	27	34	16	M12*1.0P	M6*1.0P	2	0.9

规格说明:



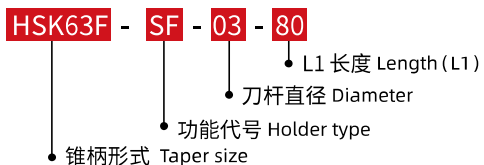
·HSK63F-SF 热缩刀柄 (4.5 度标准型)

HSK63F-SF SHRINK FIT TOOL HOLDER (4.5° STANDARD VERSION)



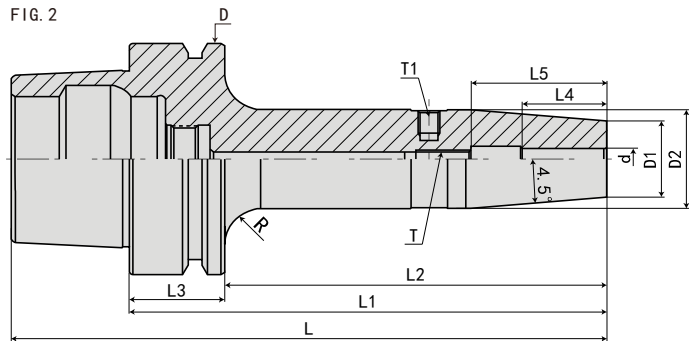
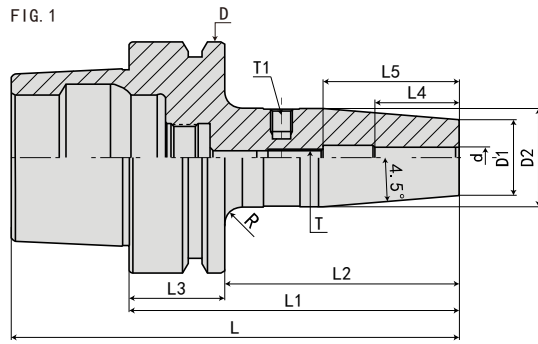
规格 Model	L	L1	L2	L3	L4	D	D1	D2	d	R	FIG	重量 KGS
HSK63F-SF03- 80	105	80	54	26	12	63	10	15	3	5	1	0.7
-120	145	120	94	26	12	63	10	20	3	5	2	0.8
-160	185	160	134	26	12	63	10	20	3	5	2	0.9
-SF04- 80	105	80	54	26	16	63	15	22	4	5	1	0.7
-120	145	120	94	26	16	63	15	22	4	5	2	0.8
-160	185	160	134	26	16	63	15	22	4	5	2	0.9
-SF05-80	105	80	54	26	18	63	15	22	5	5	1	0.8
-120	145	120	94	26	18	63	15	22	5	5	2	0.8
-160	185	160	134	26	18	63	15	22	5	5	2	0.9

规格说明:



·HSK63F-SF 热缩刀柄 (4.5 度标准型)

HSK63F-SF SHRINK FIT TOOL HOLDER (4.5° STANDARD VERSION)



规格 Model	L	L1	L2	L3	L4	L5	D	D1	D2	d	T	R	FIG	重量 KGS
HSK63F-SF06- 80	105	80	54	26	26	36	63	21	27	6	M5*0.8P	10	1	0.8
-120	145	120	94	26	26	36	63	21	27	6	M5*0.8P	10	2	0.9
-160	185	160	134	26	26	36	63	21	27	6	M5*0.8P	10	2	1
-SF08- 80	105	80	54	26	26	36	63	21	27	8	M6*1.0P	10	1	0.8
-120	145	120	94	26	26	36	63	21	27	8	M6*1.0P	10	2	0.9
-160	185	160	134	26	26	36	63	21	27	8	M6*1.0P	10	2	1
-SF10- 85	110	85	59	26	32	42	63	24	32	10	M8*1.0P	10	1	0.8
-120	145	120	94	26	32	42	63	24	32	10	M8*1.0P	10	2	0.9
-160	185	160	134	26	32	42	63	24	32	10	M8*1.0P	10	2	1
-SF12- 90	115	90	64	26	37	47	63	24	32	12	M10*1.0P	10	1	0.8
-120	145	120	94	26	37	47	63	24	32	12	M10*1.0P	10	2	1
-160	185	160	134	26	37	47	63	24	32	12	M10*1.0P	10	2	1.2
-SF14- 90	115	90	64	26	37	47	63	27	34	14	M10*1.0P	10	1	0.8
-120	145	120	94	26	37	47	63	27	34	14	M10*1.0P	10	2	1
-160	185	160	134	26	37	47	63	27	34	14	M10*1.0P	10	2	1.2
-SF16- 95	120	95	69	26	40	50	63	27	34	16	M12*1.0P	10	1	0.9
-120	145	120	94	26	40	50	63	27	34	16	M12*1.0P	10	2	1
-160	185	160	134	26	40	50	63	27	34	16	M12*1.0P	10	2	1.3
-SF18- 95	120	95	69	26	40	50	63	33	42	18	M12*1.0P	10	1	0.9
-120	145	120	94	26	40	50	63	33	42	18	M12*1.0P	10	2	1
-160	185	160	134	26	40	50	63	33	42	18	M12*1.0P	10	2	1.4
-SF20-100	125	100	74	26	42	52	63	33	42	20	M16*1.0P	10	1	1
-120	145	120	94	26	42	52	63	33	42	20	M16*1.0P	10	2	1.1
-160	185	160	134	26	42	52	63	33	42	20	M16*1.0P	10	2	1.5
-SF25-115	140	115	89	26	48	58	63	44	53	25	M16*1.0P	10	1	1.6
-120	145	120	94	26	48	58	63	44	53	25	M16*1.0P	10	2	1.7
-160	185	160	134	26	48	58	63	44	53	25	M16*1.0P	10	2	2
-SF32-120	145	120	94	26	52	62	63	44	53	32	M16*1.0P	10	1	1.6

规格说明:

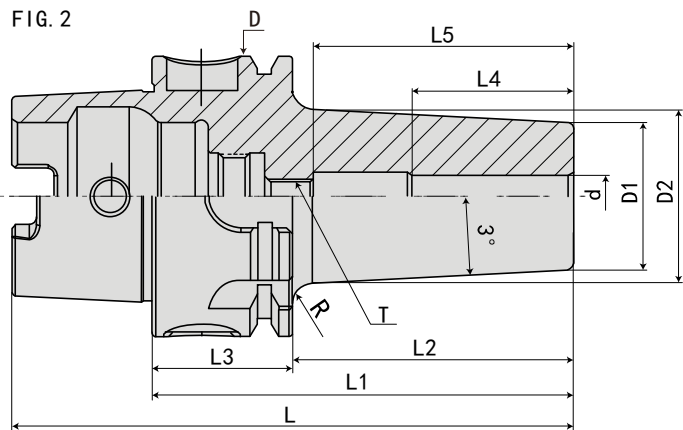
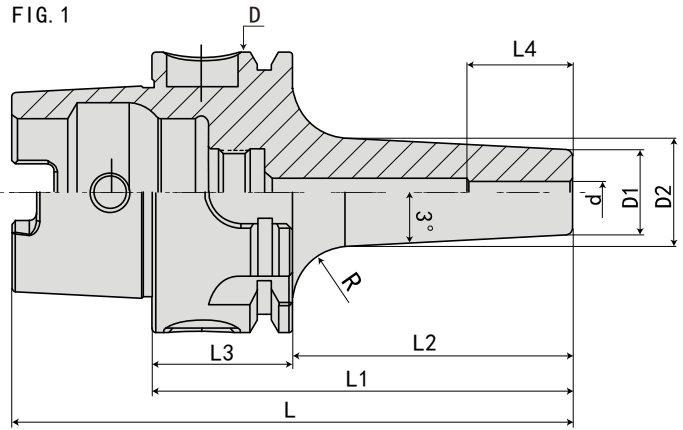
HSK63F - SF - 06 - 80

- L1 长度 Length (L1)
- 刀杆直径 Diameter
- 功能代号 Holder type
- 锥柄形式 Taper size



·HSK32A-SFS 热缩刀柄 (3度细长型)

HSK32A-SFS SHRINK CHUCK (3° C SLENDER TYPE)



规格 Model	L	L1	L2	L3	L4	L5	D	D1	D2	d	T	R 大圆弧	FIG	重量 KGS
HSK32A-SFS03-40	56	40	20	20	12	-	32	9	13	3	-	10	1	0.15
-70	86	70	50	20	12	-	32	9	16	3	-	10	1	0.2
-SFS04-40	56	40	20	20	16	-	32	10	14	4	-	10	1	0.15
-70	86	70	50	20	16	-	32	10	17	4	-	10	1	0.2
-SFS05-40	56	40	20	20	18	-	32	11	15	5	-	10	1	0.15
-70	86	70	50	20	18	-	32	11	18	5	-	10	1	0.2
-SFS06-50	66	50	30	20	26	36	32	12	17	6	M5*0.8P	10	2	0.2
-80	96	80	60	20	26	36	32	12	20	6	M5*0.8P	10	2	0.3
-SFS08-50	66	50	30	20	26	36	32	14	19	8	M6*1.0P	10	2	0.2
-80	96	80	60	20	26	36	32	14	22	8	M6*1.0P	10	2	0.3
-SFS10-55	71	55	35	20	32	42	32	16	21	10	M8*1.0P	10	2	0.2
-80	96	80	60	20	32	42	32	16	22	10	M8*1.0P	10	2	0.3

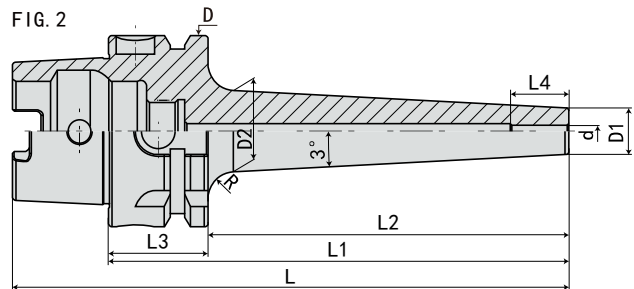
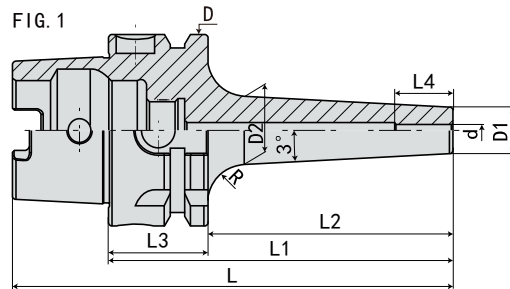
规格说明:

HSK32A - SFS - 03 - 40

- L1 长度 Length (L1)
- 刀杆直径 Diameter
- 功能代号 Holder type
- 锥柄形式 Taper size

·HSK40A-SFS 热缩刀柄 (3 度细长型)

HSK40A-SFS SHRINK CHUCK (3° C SLENDER TYPE)



规格 Model	L	L1	L2	L3	L4	D	D1	D2	d	R 大圆弧	FIG	重量 KGS
HSK40A-SFS03- 60	80	60	40	20	12	40	9	13	3	10	1	0.3
- 70	90	70	50	20	12	40	9	14	3	10	1	0.3
- 80	100	80	60	20	12	40	9	15	3	10	1	0.3
-120	140	120	100	20	12	40	9	18	3	10	2	0.4
-140	160	140	120	20	12	40	9	21	3	10	2	0.6
-SFS04- 60	80	60	40	20	16	40	10	14	4	10	1	0.3
- 70	90	70	50	20	16	40	10	15	4	10	1	0.3
-80	100	80	60	20	16	40	10	16	4	10	1	0.3
-120	140	120	100	20	16	40	10	19	4	10	2	0.4
-140	160	140	120	20	16	40	10	22	4	10	2	0.6
-SFS05- 60	80	60	40	20	18	40	11	15	5	10	1	0.3
- 70	90	70	50	20	18	40	11	16	5	10	1	0.3
- 80	100	80	60	20	18	40	11	17	5	10	1	0.3
-120	140	120	100	20	18	40	11	20	5	10	2	0.6
-140	160	140	120	20	18	40	11	23	5	10	2	0.8

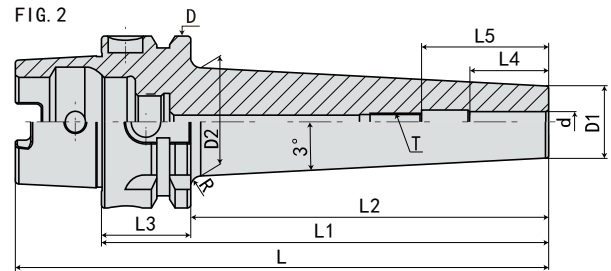
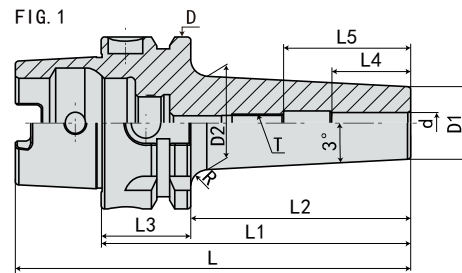
规格说明:

HSK40A - SFS - 03 - 60

- L1 长度 Length (L1)
- 刀杆直径 Diameter
- 功能代号 Holder type
- 锥柄形式 Taper size

·HSK40A-SFS 热缩刀柄 (3 度细长型)

HSK40A-SFS SHRINK CHUCK (3° C SLENDER TYPE)



规格 Model	L	L1	L2	L3	L4	L5	D	D1	D2	d	T	R 大圆弧	FIG	重量 KGS
HSK40A-SFS06- 60	80	60	40	20	26	36	40	12	16	6	M5*0.8P	10	1	0.3
- 70	90	70	50	20	26	36	40	12	17	6	M5*0.8P	10	1	0.3
- 80	100	80	60	20	26	36	40	12	18	6	M5*0.8P	10	1	0.3
-120	140	120	100	20	26	36	40	12	21	6	M5*0.8P	10	2	0.8
-140	160	140	120	20	26	36	40	12	24	6	M5*0.8P	10	2	1
-SFS08- 60	80	60	40	20	26	36	40	14	18	8	M6*1.0P	10	1	0.3
- 70	90	70	50	20	26	36	40	14	19	8	M6*1.0P	10	1	0.3
- 80	100	80	60	20	26	36	40	14	20	8	M6*1.0P	10	1	0.3
-120	140	120	100	20	26	36	40	14	23	8	M6*1.0P	10	2	0.8
-140	160	140	120	20	26	36	40	14	26	8	M6*1.0P	10	2	1
-SFS10- 60	80	60	40	20	32	42	40	16	20	10	M8*1.0P	10	1	0.3
- 70	90	70	50	20	32	42	40	16	21	10	M8*1.0P	10	1	0.3
- 80	100	80	60	20	32	42	40	16	22	10	M8*1.0P	10	1	0.3
-120	140	120	100	20	32	42	40	16	25	10	M8*1.0P	10	2	0.8
-140	160	140	120	20	32	42	40	16	28	10	M8*1.0P	10	2	1
-SFS12- 60	80	60	40	20	37	47	40	18	22	12	M10*1.0P	10	1	0.3
- 70	90	70	50	20	37	47	40	18	23	12	M10*1.0P	10	1	0.3
- 80	100	80	60	20	37	47	40	18	24	12	M10*1.0P	10	1	0.4
-120	140	120	100	20	37	47	40	18	27	12	M10*1.0P	10	2	0.8
-140	160	140	120	20	37	47	40	18	30	12	M10*1.0P	10	2	1
-SFS14- 60	80	60	40	20	37	47	40	20	24	14	M10*1.0P	10	1	0.4
- 70	90	70	50	20	37	47	40	20	25	14	M10*1.0P	10	1	0.4
- 80	100	80	60	20	37	47	40	20	26	14	M10*1.0P	10	1	0.4
-SFS16- 60	80	60	40	20	40	50	40	22	26	16	M12*1.0P	10	1	0.4
- 70	90	70	50	20	40	50	40	22	27	16	M12*1.0P	10	1	0.4
- 80	100	80	60	20	40	50	40	22	28	16	M12*1.0P	10	1	0.5

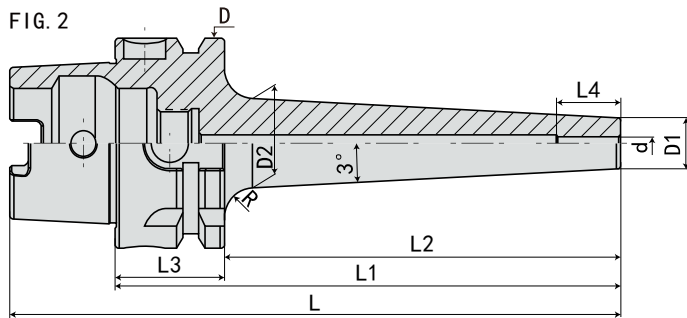
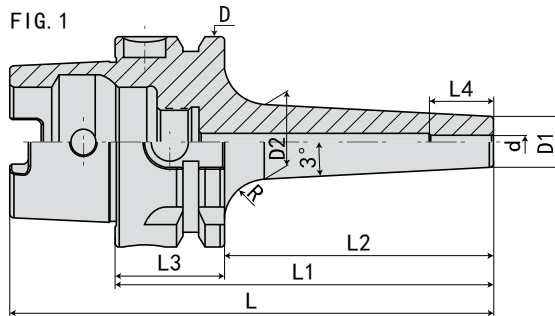
规格说明:

HSK40A - SFS - 06 - 60

- L1 长度 Length (L1)
- 刀杆直径 Diameter
- 功能代号 Holder type
- 锥柄形式 Taper size

·HSK50A-SFS 热缩刀柄 (3 度细长型)

HSK50A-SFS SHRINK CHUCK (3° C SLENDER TYPE)



规格 Model	L	L1	L2	L3	L4	D	D1	D2	d	R 大圆弧	FIG	重量 KGS
HSK50A-SFS03- 90	115	90	64	26	12	50	9	15	3	10	1	0.4
-120	145	120	94	26	12	50	9	16	3	10	2	0.5
-160	185	160	134	26	12	50	9	19	3	10	2	0.6
-SFS04- 90	115	90	64	26	16	50	10	16	4	10	1	0.5
-120	145	120	94	26	16	50	10	17	4	10	2	0.6
-160	185	160	134	26	16	50	10	20	4	10	2	0.7
-SFS05- 90	115	90	64	26	18	50	11	17	5	10	1	0.5
-120	145	120	94	26	18	50	11	18	5	10	2	0.6
-160	185	160	134	26	18	50	11	21	5	10	2	0.7

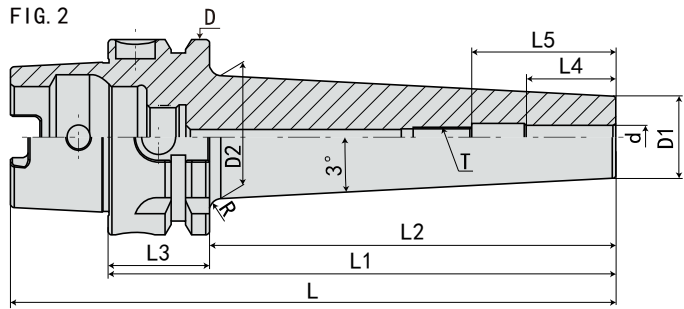
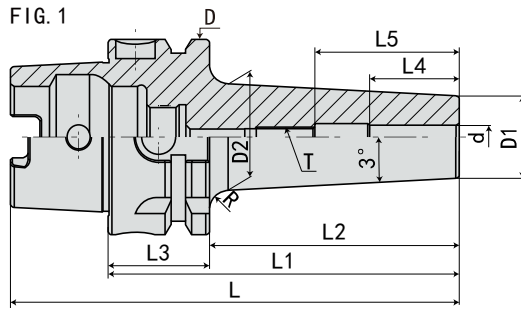
规格说明:

HSK50A - SFS - 03 - 90

- L1 长度 Length (L1)
- 刀杆直径 Diameter
- 功能代号 Holder type
- 锥柄形式 Taper size

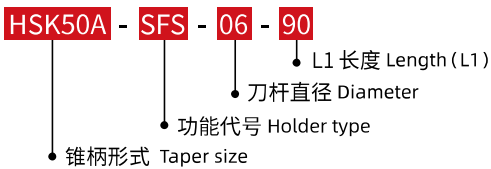
·HSK50A-SFS 热缩刀柄 (3度细长型)

HSK50A-SFS SHRINK CHUCK (3° C SLENDER TYPE)



规格 Mode	L	L1	L2	L3	L4	L5	D	D1	D2	d	T	R 大圆弧	FIG	重量 KGS
HSK50A-SFS06- 90	115	90	64	26	26	36	50	12	18	6	M5*0.8P	10	1	0.7
-120	145	120	94	26	26	36	50	12	21	6	M5*0.8P	10	2	0.8
-160	185	160	134	26	26	36	50	12	24	6	M5*0.8P	10	2	0.9
-SFS08-90	115	90	64	26	26	36	50	14	20	8	M6*1.0P	10	1	0.6
-120	145	120	94	26	26	36	50	14	23	8	M6*1.0P	10	2	0.8
-160	185	160	134	26	26	36	50	14	26	8	M6*1.0P	10	2	0.9
-SFS10-90	115	90	64	26	32	42	50	16	22	10	M8*1.0P	10	1	0.7
-120	145	120	94	26	32	42	50	16	25	10	M8*1.0P	10	2	0.8
-160	185	160	134	26	32	42	50	16	28	10	M8*1.0P	10	2	0.9
-SFS12-90	115	90	64	26	37	47	50	18	24	12	M10*1.0P	10	1	0.7
-120	145	120	94	26	37	47	50	18	27	12	M10*1.0P	10	2	0.8
-160	185	160	134	26	37	47	50	18	30	12	M10*1.0P	10	2	0.9
-SFS14-90	115	90	64	26	37	47	50	20	26	14	M10*1.0P	10	1	0.7
-120	145	120	94	26	37	47	50	20	29	14	M10*1.0P	10	2	0.8
-160	185	160	134	26	37	47	50	20	32	14	M10*1.0P	10	2	0.9
-SFS16-90	115	90	64	26	40	50	50	22	28	16	M12*1.0P	10	1	0.7
-120	145	120	94	26	40	50	50	22	31	16	M12*1.0P	10	2	0.8
-160	185	160	134	26	40	50	50	22	34	16	M12*1.0P	10	2	0.9

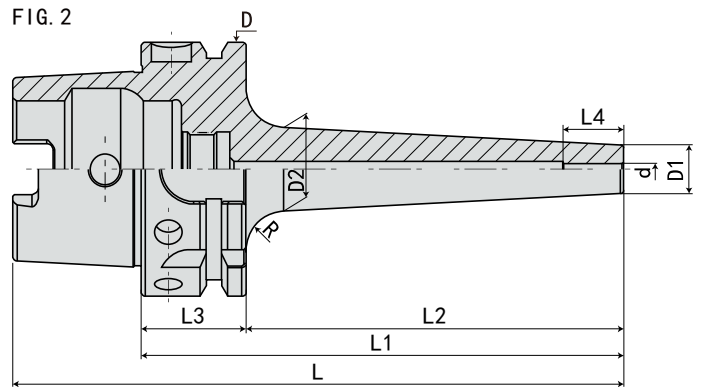
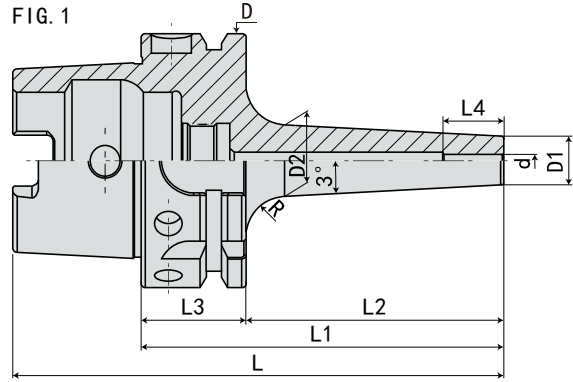
规格说明:



热缩刀柄系列
SHRINK FIT TOOL HOLDER SERIES

·HSK63A-SFS 热缩刀柄 (3度细长型)

HSK63A-SFS SHRINK CHUCK (3° C SLENDER TYPE)



规格 Model	L	L1	L2	L3	L4	D	D1	D2	d	R 大圆弧	FIG	重量 KGS
HSK63A-SFS03- 90	122	90	64	26	12	63	9	15	3	10	1	0.7
-120	152	120	94	26	12	63	9	16	3	10	2	0.8
-160	192	160	134	26	12	63	9	19	3	10	2	0.8
-200	232	200	174	26	12	63	9	22	3	10	2	0.9
-SFS04- 90	122	90	64	26	16	63	10	16	4	10	1	0.7
-120	152	120	94	26	16	63	10	17	4	10	2	0.8
-160	192	160	134	26	16	63	10	20	4	10	2	0.9
-200	232	200	174	26	16	63	10	23	4	10	2	1
-SFS05- 90	122	90	64	26	18	63	11	17	5	10	1	0.7
-120	152	120	94	26	18	63	11	18	5	10	2	0.8
-160	192	160	134	26	18	63	11	21	5	10	2	0.9
-200	232	200	174	26	18	63	11	24	5	10	2	1

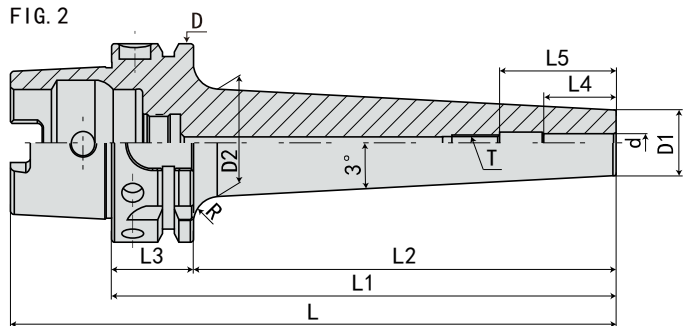
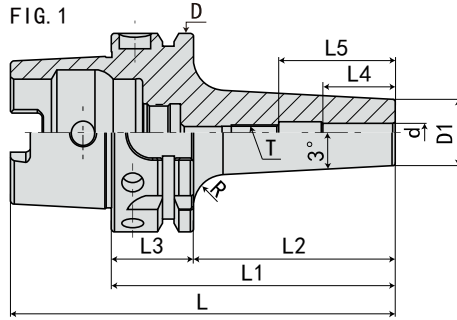
规格说明:

HSK63A - SFS - 03 - 90

- L1 长度 Length (L1)
- 刀杆直径 Diameter
- 功能代号 Holder type
- 锥柄形式 Taper size

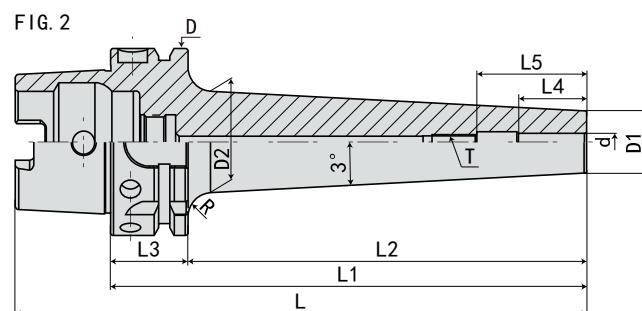
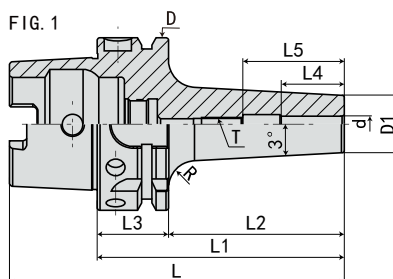
·HSK63A-SFS 热缩刀柄 (3°细长型)

HSK63A-SFS SHRINK CHUCK (3° C SLENDER TYPE)



规格 Model	L	L1	L2	L3	L4	L5	D	D1	D2	d	T	R 大圆弧	FIG	重量 KGS
HSK63A-SFS06- 90	122	90	64	26	26	36	63	12	18	6	M5*0.8P	10	1	0.7
-120	152	120	94	26	26	36	63	12	21	6	M5*0.8P	10	2	0.8
-160	192	160	134	26	26	36	63	12	24	6	M5*0.8P	10	2	0.9
-200	232	200	174	26	26	36	63	12	27	6	M5*0.8P	10	2	1
-250	282	250	224	26	26	36	63	12		6	M5*0.8P	10	2	1.1
-SFS08- 90	122	90	64	26	26	36	63	14	20	8	M6*1.0P	10	1	0.7
-120	152	120	94	26	26	36	63	14	23	8	M6*1.0P	10	2	0.8
-160	192	160	134	26	26	36	63	14	26	8	M6*1.0P	10	2	1
-200	232	200	174	26	26	36	63	14	29	8	M6*1.0P	10	2	1.1
-250	282	250	224	26	26	36	63	14		8	M6*1.0P	10	2	1.2
-SFS10- 90	122	90	64	26	32	42	63	16	22	10	M8*1.0P	10	1	0.8
-120	152	120	94	26	32	42	63	16	25	10	M8*1.0P	10	2	0.9
-160	192	160	134	26	32	42	63	16	28	10	M8*1.0P	10	2	1
-200	232	200	174	26	32	42	63	16	31	10	M8*1.0P	10	2	1.2
-250	282	250	224	26	32	42	63	16		10	M8*1.0P	10	2	1.4
-SFS12- 90	122	90	64	26	37	47	63	18	24	12	M10*1.0P	10	1	0.8
-120	152	120	94	26	37	47	63	18	27	12	M10*1.0P	10	2	0.9
-160	192	160	134	26	37	47	63	18	30	12	M10*1.0P	10	2	1.1
-200	232	200	174	26	37	47	63	18	33	12	M10*1.0P	10	2	1.3
-250	282	250	224	26	37	47	63	18		12	M10*1.0P	10	2	1.5
-SFS14- 90	122	90	64	26	37	47	63	20	26	14	M10*1.0P	10	1	0.8
-120	152	120	94	26	37	47	63	20	29	14	M10*1.0P	10	2	1
-160	192	160	134	26	37	47	63	20	32	14	M10*1.0P	10	2	1.2
-200	232	200	174	26	37	47	63	20	35	14	M10*1.0P	10	2	1.4
-250	282	250	224	26	37	47	63	20		14	M10*1.0P	10	2	1.6
-SFS16- 90	122	90	64	26	40	50	63	22	28	16	M12*1.0P	10	1	0.8
-120	152	120	94	26	40	50	63	22	31	16	M12*1.0P	10	2	1
-160	192	160	134	26	40	50	63	22	34	16	M12*1.0P	10	2	1.2
-200	232	200	174	26	40	50	63	22	37	16	M12*1.0P	10	2	1.5
-250	282	250	224	26	40	50	63	22		16	M12*1.0P	10	2	1.8
-SFS18- 90	122	90	64	26	40	50	63	24	30	18	M12*1.0P	10	1	0.9
-120	152	120	94	26	40	50	63	24	33	18	M12*1.0P	10	2	1
-160	192	160	134	26	40	50	63	24	36	18	M12*1.0P	10	2	1.3
-200	232	200	174	26	40	50	63	24	39	18	M12*1.0P	10	2	1.6
-250	282	250	224	26	40	50	63	24		18	M12*1.0P	10	2	1.9
-SFS20- 90	122	90	64	26	42	52	63	26	32	20	M16*1.0P	10	1	0.9
-120	152	120	94	26	42	52	63	26	35	20	M16*1.0P	10	2	1.1
-160	192	160	134	26	42	52	63	26	38	20	M16*1.0P	10	2	1.4
-200	232	200	174	26	42	52	63	26	41	20	M16*1.0P	10	2	1.7
-250	282	250	224	26	42	52	63	26		20	M16*1.0P	10	2	2

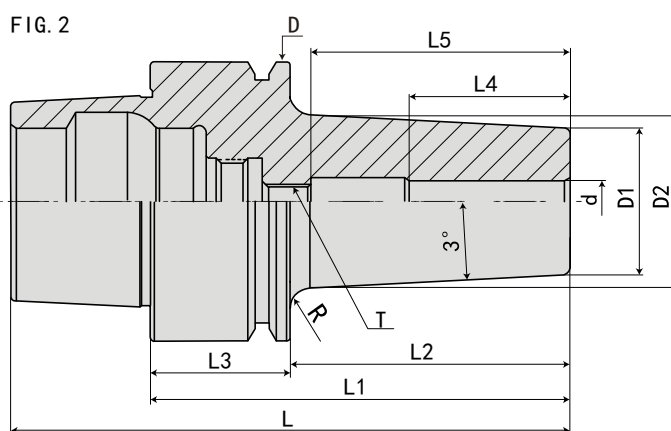
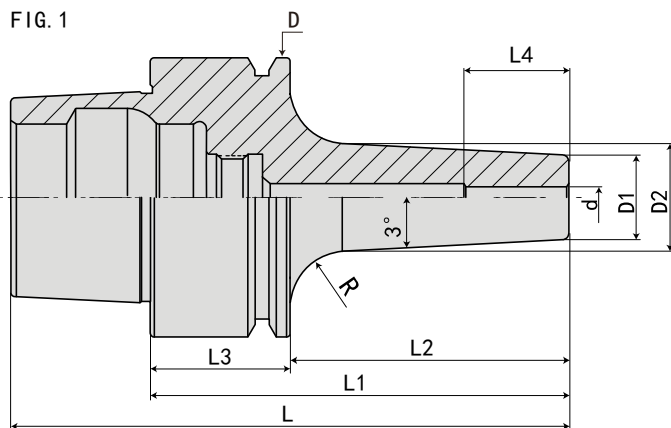
·HSK100A-SFS 热缩刀柄 (3 度细长型) HSK100A-SFS SHRINK CHUCK (3° C SLENDER TYPE)



规格 Model	L	L1	L2	L3	L4	L5	D	D1	D2	d	T	R 大圆弧	FIG	重量 KGS
HSK100A-SFS06-100	150	100	71	29	26	36	100	12	17	6	M5*0.8P	10	1	2.1
-120	170	120	91	29	26	36	100	12	20	6	M5*0.8P	10	2	2.2
-160	210	160	131	29	26	36	100	12	23	6	M5*0.8P	10	2	2.3
-200	250	200	171	29	26	36	100	12	27	6	M5*0.8P	10	2	2.5
-250	300	250	221	29	26	36	100	12		6	M5*0.8P	10	2	2.7
-SFS08-100	150	100	71	29	26	36	100	14	19	8	M6*1.0P	10	1	2.1
-120	170	120	91	29	26	36	100	14	22	8	M6*1.0P	10	2	2.2
-160	210	160	131	29	26	36	100	14	25	8	M6*1.0P	10	2	2.3
-200	250	200	171	29	26	36	100	14	27	8	M6*1.0P	10	2	2.5
-250	300	250	221	29	26	36	100	14		8	M6*1.0P	10	2	2.7
-SFS10-100	150	100	71	29	32	42	100	16	21	10	M8*1.0P	10	1	2.1
-120	170	120	91	29	32	42	100	16	24	10	M8*1.0P	10	2	2.2
-160	210	160	131	29	32	42	100	16	27	10	M8*1.0P	10	2	2.4
-200	250	200	171	29	32	42	100	16	31	10	M8*1.0P	10	2	2.5
-250	300	250	221	29	32	42	100	16		10	M8*1.0P	10	2	2.6
-SFS12-100	150	100	71	29	37	47	100	18	24	12	M10*1.0P	10	1	2.1
-120	170	120	91	29	37	47	100	18	26	12	M10*1.0P	10	2	2.3
-160	210	160	131	29	37	47	100	18	29	12	M10*1.0P	10	2	2.5
-200	250	200	171	29	37	47	100	18	32	12	M10*1.0P	10	2	2.6
-250	300	250	221	29	37	47	100	18		12	M10*1.0P	10	2	2.7
-SFS14-100	150	100	71	29	37	47	100	20	26	14	M10*1.0P	10	1	2.2
-120	170	120	91	29	37	47	100	20	28	14	M10*1.0P	10	2	2.3
-160	210	160	131	29	37	47	100	20	30	14	M10*1.0P	10	2	2.5
-200	250	200	171	29	37	47	100	20	34	14	M10*1.0P	10	2	2.7
-250	300	250	221	29	37	47	100	20		14	M10*1.0P	10	2	2.9
-SFS16-100	150	100	71	29	40	50	100	22	28	16	M12*1.0P	10	1	2.2
-120	170	120	91	29	40	50	100	22	30	16	M12*1.0P	10	2	2.3
-160	210	160	131	29	40	50	100	22	32	16	M12*1.0P	10	2	2.6
-200	250	200	171	29	40	50	100	22	34	16	M12*1.0P	10	2	2.8
-250	300	250	221	29	40	50	100	22		16	M12*1.0P	10	2	3
-SFS18-100	150	100	71	29	40	50	100	24	30	18	M12*1.0P	10	1	2.3
-120	170	120	91	29	40	50	100	24	32	18	M12*1.0P	10	2	2.4
-160	210	160	131	29	40	50	100	24	36	18	M12*1.0P	10	2	2.7
-200	250	200	171	29	40	50	100	24	40	18	M12*1.0P	10	2	3
-250	300	250	221	29	40	50	100	24		18	M12*1.0P	10	2	3.3
-SFS20-100	150	100	71	29	42	52	100	27	34	20	M16*1.0P	10	1	2.3
-120	170	120	91	29	42	52	100	27	35	20	M16*1.0P	10	2	2.4
-160	210	160	131	29	42	52	100	27	42	20	M16*1.0P	10	2	2.8
-200	250	200	171	29	42	52	100	27	49	20	M16*1.0P	10	2	3.2
-250	300	250	221	29	42	52	100	27		20	M16*1.0P	10	2	3.6

·HSK25E-SFS 热缩刀柄 (3 度细长型)

HSK25E-SFS SHRINK CHUCK (3° C SLENDER TYPE)



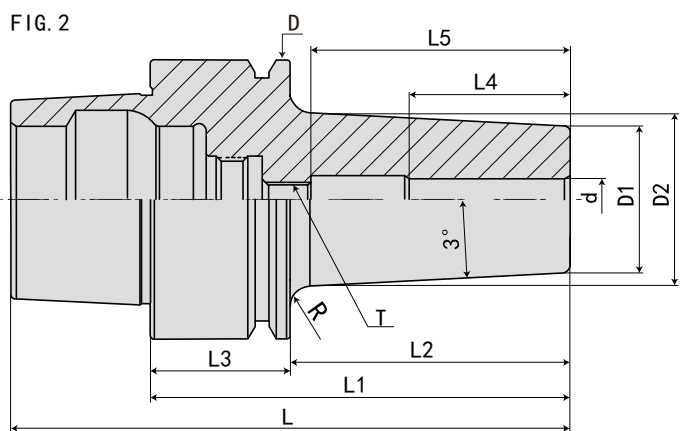
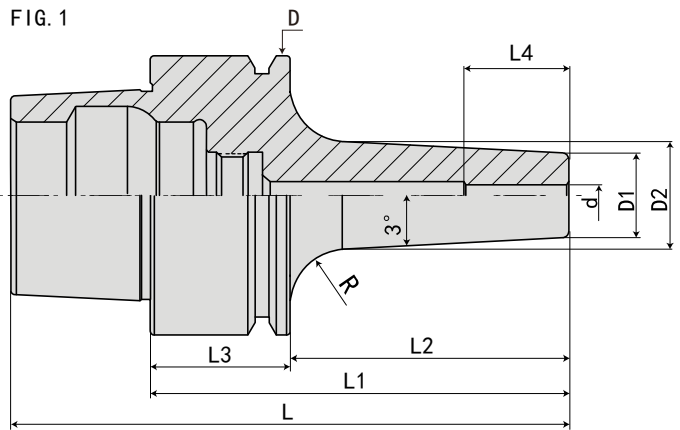
规格 Model	L	L1	L2	L3	L4	L5	D	D1	D2	d	T	R 大圆弧	FIG	重量 KGS
HSK25E-SFS03-45	58	45	35	10	12	-	25	9	12.5	3	-	10	1	0.1
-55	68	55	45	10	12	-	25	9	13.5	3	-	10	1	0.15
-70	83	70	60	10	12	-	25	9	15	3	-	10	1	0.2
-SFS04-45	58	45	35	10	16	-	25	10	13.5	4	-	10	1	0.1
-55	68	55	45	10	16	-	25	10	14.5	4	-	10	1	0.15
-70	83	70	60	10	16	-	25	10	16	4	-	10	1	0.2
-SFS05-45	58	45	35	10	18	-	25	11	14.5	5	-	10	1	0.1
-55	68	55	45	10	18	-	25	11	15.5	5	-	10	1	0.15
-70	83	70	60	10	18	-	25	11	17	5	-	10	1	0.2
-SFS06-45	58	45	35	10	26	36	25	12	15.5	6	M5*0.8P	10	2	0.15
-70	83	70	60	10	26	36	25	12	18	6	M5*0.8P	10	2	0.2
-SFS08-50	63	50	40	10	26	36	25	14	18	8	M6*1.0P	10	2	0.15
-70	83	70	60	10	26	36	25	14	18	8	M6*1.0P	10	2	0.2
-SFS10-50	63	50	40	10	32	42	25	16	19	10	M8*1.0P	10	2	0.15
-70	83	70	60	10	32	42	25	16	19	10	M8*1.0P	10	2	0.2

规格说明:

HSK25E - SFS - 03 - 45

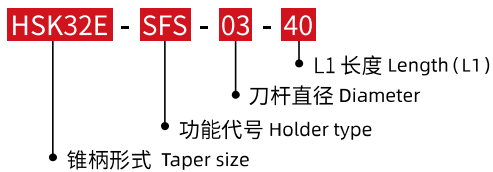
- L1 长度 Length (L1)
- 刀杆直径 Diameter
- 功能代号 Holder type
- 锥柄形式 Taper size

·HSK32E-SFS 热缩刀柄 (3度细长型)



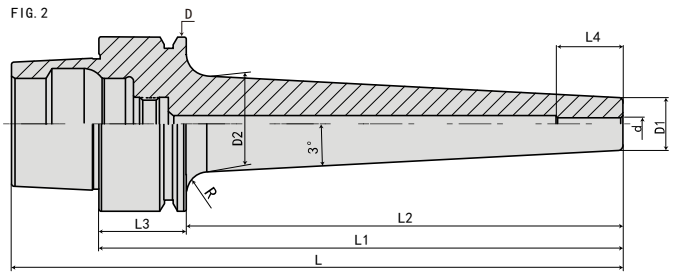
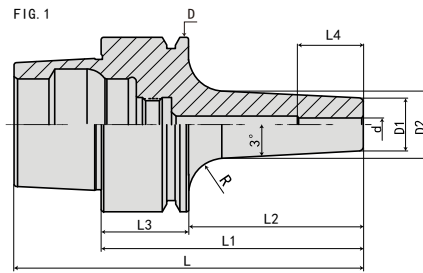
规格 Model	L	L1	L2	L3	L4	L5	D	D1	D2	d	T	R 大圆弧	FIG	重量 KGS
HSK32E-SFS03-40	56	40	20	20	12	-	32	9	13	3	-	10	1	0.15
-70	86	70	50	20	12	-	32	9	16	3	-	10	1	0.2
-SFS04-40	56	40	20	20	16	-	32	10	14	4	-	10	1	0.15
-70	86	70	50	20	16	-	32	10	17	4	-	10	1	0.2
-SFS05-40	56	40	20	20	18	-	32	11	15	5	-	10	1	0.15
-70	86	70	50	20	18	-	32	11	18	5	-	10	1	0.2
-SFS06-50	66	50	30	20	26	36	32	12	17	6	M5*0.8P	10	2	0.2
-80	96	80	60	20	26	36	32	12	20	6	M5*0.8P	10	2	0.3
-SFS08-50	66	50	30	20	26	36	32	14	19	8	M6*1.0P	10	2	0.2
-80	96	80	60	20	26	36	32	14	22	8	M6*1.0P	10	2	0.3
-SFS10-55	71	55	35	20	32	42	32	16	21	10	M8*1.0P	10	2	0.2
-80	96	80	60	20	32	42	32	16	22	10	M8*1.0P	10	2	0.3

规格说明:



·HSK40E-SFS 热缩刀柄 (3°细长型)

HSK40E-SFS SHRINK CHUCK (3° C SLENDER TYPE)



规格 Model	L	L1	L2	L3	L4	D	D1	D2	d	R 大圆弧	FIG	重量 KGS
HSK40E-SFS03- 60	80	60	40	20	12	40	9	13	3	10	1	0.3
- 70	90	70	50	20	12	40	9	14	3	10	1	0.3
- 80	100	80	60	20	12	40	9	15	3	10	1	0.3
-120	140	120	100	20	12	40	9	18	3	10	2	0.4
-140	160	140	120	20	12	40	9	21	3	10	2	0.6
-SFS04- 60	80	60	40	20	16	40	10	14	4	10	1	0.3
- 70	90	70	50	20	16	40	10	15	4	10	1	0.3
- 80	100	80	60	20	16	40	10	16	4	10	1	0.3
-120	140	120	100	20	16	40	10	19	4	10	2	0.4
-140	160	140	120	20	16	40	10	22	4	10	2	0.6
-SFS05- 60	80	60	40	20	18	40	11	15	5	10	1	0.3
- 70	90	70	50	20	18	40	11	16	5	10	1	0.3
- 80	100	80	60	20	18	40	11	17	5	10	1	0.3
-120	140	120	100	20	18	40	11	20	5	10	2	0.6
-140	160	140	120	20	18	40	11	23	5	10	2	0.8

规格说明:

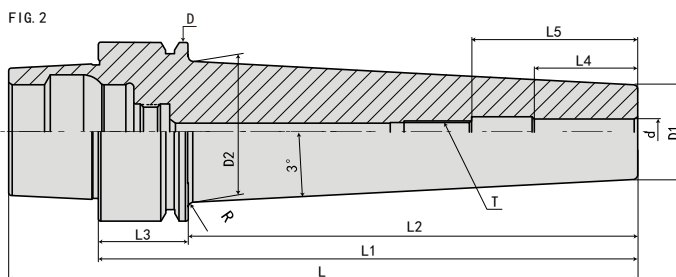
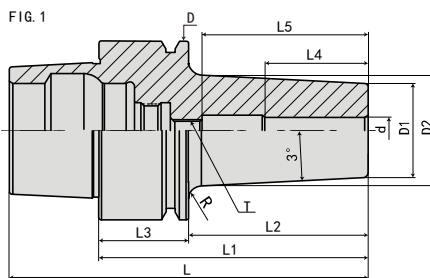
HSK40E - SFS - 03 - 60

- L1 长度 Length (L1)
- 刀杆直径 Diameter
- 功能代号 Holder type
- 锥柄形式 Taper size

 SHRINK FIT TOOL HOLDER SERIES
热缩刀柄系列

·HSK40E-SFS 热缩刀柄 (3度细长型)

HSK40E-SFS SHRINK CHUCK (3° C SLENDER TYPE)



规格 Model	L	L1	L2	L3	L4	L5	D	D1	D2	d	T	R 大圆弧	FIG	重量 KGS
HSK40E-SFS06- 60	80	60	40	20	26	36	40	12	16	6	M5*0.8P	10	1	0.3
- 70	90	70	50	20	26	36	40	12	17	6	M5*0.8P	10	1	0.3
- 80	100	80	60	20	26	36	40	12	18	6	M5*0.8P	10	1	0.3
-120	140	120	100	20	26	36	40	12	21	6	M5*0.8P	10	2	0.8
-140	160	140	120	20	26	36	40	12	24	6	M5*0.8P	10	2	1
-SFS08- 60	80	60	40	20	26	36	40	14	18	8	M6*1.0P	10	1	0.3
- 70	90	70	50	20	26	36	40	14	19	8	M6*1.0P	10	1	0.3
- 80	100	80	60	20	26	36	40	14	20	8	M6*1.0P	10	1	0.3
-120	140	120	100	20	26	36	40	14	23	8	M6*1.0P	10	2	0.8
-140	160	140	120	20	26	36	40	14	26	8	M6*1.0P	10	2	1
-SFS10- 60	80	60	40	20	32	42	40	16	20	10	M8*1.0P	10	1	0.3
- 70	90	70	50	20	32	42	40	16	21	10	M8*1.0P	10	1	0.3
- 80	100	80	60	20	32	42	40	16	22	10	M8*1.0P	10	1	0.3
-120	140	120	100	20	32	42	40	16	25	10	M8*1.0P	10	2	0.8
-140	160	140	120	20	32	42	40	16	28	10	M8*1.0P	10	2	1
-SFS12- 60	80	60	40	20	37	47	40	18	22	12	M10*1.0P	10	1	0.3
- 70	90	70	50	20	37	47	40	18	23	12	M10*1.0P	10	1	0.3
- 80	100	80	60	20	37	47	40	18	24	12	M10*1.0P	10	1	0.4
-120	140	120	100	20	37	47	40	18	27	12	M10*1.0P	10	2	0.8
-140	160	140	120	20	37	47	40	18	30	12	M10*1.0P	10	2	1
-SFS14- 60	80	60	40	20	37	47	40	20	24	14	M10*1.0P	10	1	0.4
- 70	90	70	50	20	37	47	40	20	25	14	M10*1.0P	10	1	0.4
- 80	100	80	60	20	37	47	40	20	26	14	M10*1.0P	10	1	0.4
-SFS16- 60	80	60	40	20	40	50	40	22	26	16	M12*1.0P	10	1	0.4
- 70	90	70	50	20	40	50	40	22	27	16	M12*1.0P	10	1	0.4
- 80	100	80	60	20	40	50	40	22	28	16	M12*1.0P	10	1	0.5

规格说明:

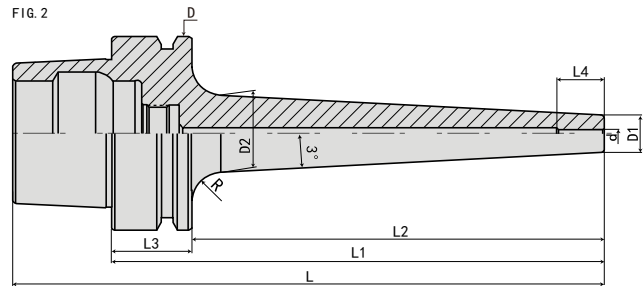
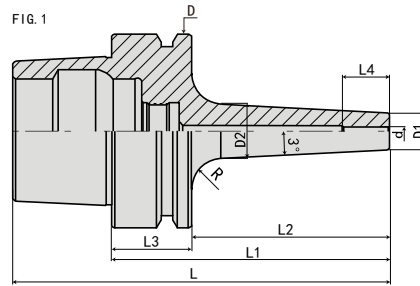
HSK40E - SFS - 06 - 60

- HSK40E - 锥柄形式 Taper size
- SFS - 功能代号 Holder type
- 06 - 刀杆直径 Diameter
- 60 - L1 长度 Length (L1)



·HSK50E-SFS 热缩刀柄 (3度细长型)

HSK50E-SFS SHRINK CHUCK (3° C SLENDER TYPE)



规格 Model	L	L1	L2	L3	L4	D	D1	D2	d	R 大圆弧	FIG	重量 KGS
HSK50E-SFS03- 70	95	70	44	26	12	50	9	14	3	10	1	0.5
- 80	105	80	54	26	12	50	9	15	3	10	1	0.6
-100	125	100	74	26	12	50	9	17	3	10	2	0.8
-120	145	120	94	26	12	50	9	18	3	10	2	1
-150	175	150	124	26	12	50	9	21	3	10	2	1.2
-SFS04- 70	95	70	44	26	16	50	10	15	4	10	1	0.5
- 80	105	80	54	26	16	50	10	16	4	10	1	0.6
-100	125	100	74	26	16	50	10	18	4	10	2	0.8
-120	145	120	94	26	16	50	10	19	4	10	2	1
-150	175	150	124	26	16	50	10	22	4	10	2	1.2
-SFS05- 70	95	70	44	26	18	50	11	16	5	10	1	0.5
- 80	105	80	54	26	18	50	11	17	5	10	1	0.6
-100	125	100	74	26	18	50	11	19	5	10	2	0.8
-120	145	120	94	26	18	50	11	20	5	10	2	1
-150	175	150	124	26	18	50	11	23	5	10	2	1.2

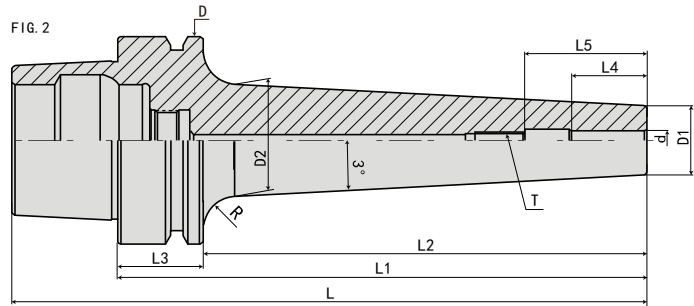
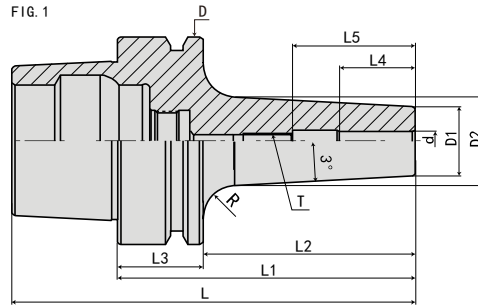
规格说明:

HSK50E - SFS - 03 - 70

- L1 长度 Length (L1)
- 刀杆直径 Diameter
- 功能代号 Holder type
- 锥柄形式 Taper size

·HSK50E-SFS 热缩刀柄 (3度细长型)

HSK50E-SFS SHRINK CHUCK (3° C SLENDER TYPE)



规格 Model	L	L1	L2	L3	L4	L5	D	D1	D2	d	T	R 大圆弧	FIG	重量 KGS
HSK50E-SFS06- 70	95	70	44	26	26	36	50	12	17	6	M5*0.8P	10	1	0.5
- 80	105	80	54	26	26	36	50	12	18	6	M5*0.8P	10	1	0.6
-100	125	100	74	26	26	36	50	12	20	6	M5*0.8P	10	2	0.8
-120	145	120	94	26	26	36	50	12	21	6	M5*0.8P	10	2	1
-150	175	150	124	26	26	36	50	12	24	6	M5*0.8P	10	2	1.2
-SFS08- 70	95	70	44	26	26	36	50	14	19	8	M6*1.0P	10	1	0.5
-80	105	80	54	26	26	36	50	14	20	8	M6*1.0P	10	1	0.6
-100	125	100	74	26	26	36	50	14	22	8	M6*1.0P	10	2	0.8
-120	145	120	94	26	26	36	50	14	23	8	M6*1.0P	10	2	1
-150	175	150	124	26	26	36	50	14	26	8	M6*1.0P	10	2	1.2
-SFS10- 70	95	70	44	26	32	42	50	16	21	10	M8*1.0P	10	1	0.5
- 80	105	80	54	26	32	42	50	16	22	10	M8*1.0P	10	1	0.6
-100	125	100	74	26	32	42	50	16	24	10	M8*1.0P	10	2	0.8
-120	145	120	94	26	32	42	50	16	25	10	M8*1.0P	10	2	1
-150	175	150	124	26	32	42	50	16	28	10	M8*1.0P	10	2	1.2
-SFS12- 70	95	70	44	26	37	47	50	18	23	12	M10*1.0P	10	1	0.5
- 80	105	80	54	26	37	47	50	18	24	12	M10*1.0P	10	1	0.6
-100	125	100	74	26	37	47	50	18	26	12	M10*1.0P	10	2	0.8
-120	145	120	94	26	37	47	50	18	27	12	M10*1.0P	10	2	1
-150	175	150	124	26	37	47	50	18	30	12	M10*1.0P	10	2	1.2

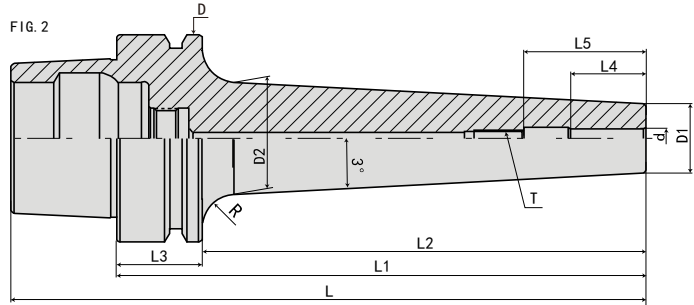
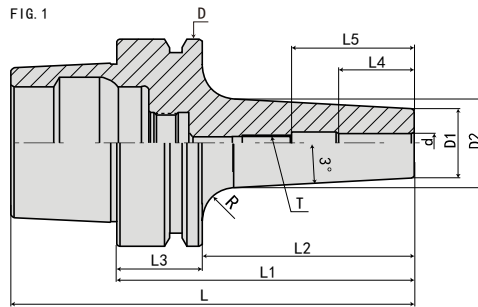
规格说明:

HSK50E - SFS - 06 - 70

- L1 长度 Length (L1)
- 刀杆直径 Diameter
- 功能代号 Holder type
- 锥柄形式 Taper size

·HSK63E-SFS 热缩刀柄 (3度细长型)

HSK63E-SFS SHRINK CHUCK (3° C SLENDER TYPE)



规格 Model	L	L1	L2	L3	L4	L5	D	D1	D2	d	T	R 大圆弧	FIG	重量 KGS
HSK63E-SFS06- 80	112	80	54	26	26	36	63	12	18	6	M5*0.8P	10	1	0.8
-120	152	120	94	26	26	36	63	12	22	6	M5*0.8P	10	2	0.9
-SFS08- 80	112	80	54	26	26	36	63	14	20	8	M6*1.0P	10	1	0.8
-120	152	120	94	26	26	36	63	14	24	8	M6*1.0P	10	2	0.9
-SFS10- 80	112	80	54	26	32	42	63	16	22	10	M8*1.0P	10	1	0.8
-120	152	120	94	26	32	42	63	16	26	10	M8*1.0P	10	2	0.9
-SFS12- 80	112	80	54	26	37	47	63	18	24	12	M10*1.0P	10	1	0.9
-120	152	120	94	26	37	47	63	18	28	12	M10*1.0P	10	2	1

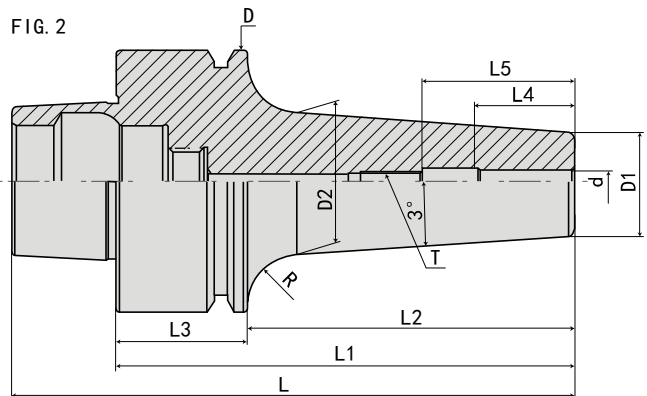
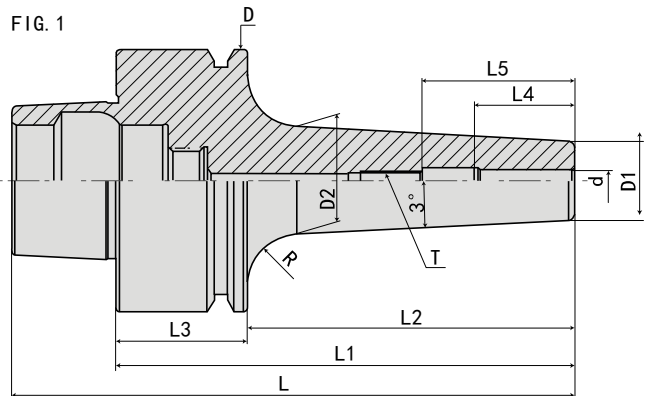
规格说明:

HSK63E - SFS - 06 - 80

- L1 长度 Length (L1)
- 刀杆直径 Diameter
- 功能代号 Holder type
- 锥柄形式 Taper size

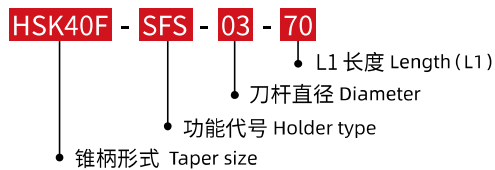
·HSK40F-SFS 热缩刀柄 (3度细长型)

HSK40F-SFS SHRINK CHUCK (3° C SLENDER TYPE)



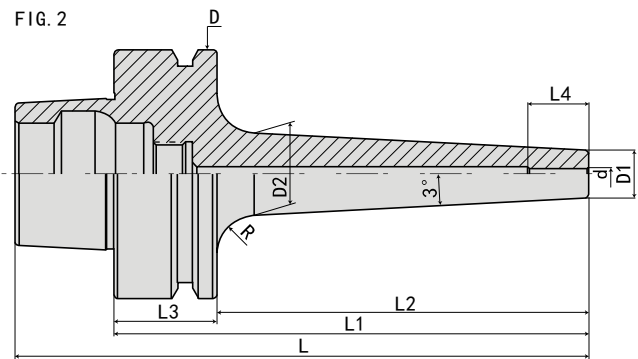
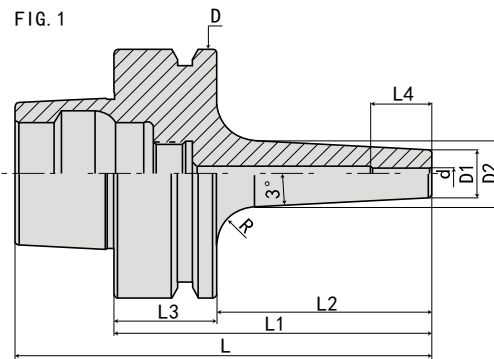
规格 Model	L	L1	L2	L3	L4	L5	D	D1	D2	d	T	R 大圆弧	FIG	重量 KGS
HSK40F-SFS03-70	90	70	50	20	12	-	40	9	14	3	-	10	1	0.4
-SFS04-70	90	70	50	20	16	-	40	10	15	4	-	10	1	0.4
-SFS05-70	90	70	50	20	18	-	40	11	16	5	-	10	1	0.4
-SFS06-70	90	70	50	20	26	36	40	12	17	6	M5*0.8P	10	2	0.4
-SFS08-70	90	70	50	20	26	36	40	14	19	8	M6*1.0P	10	2	0.4
-SFS10-70	90	70	50	20	32	42	40	16	22	10	M8*1.0P	10	2	0.5
-SFS12-70	90	70	50	20	37	47	40	18	24	12	M10*1.0P	10	2	0.5

规格说明:



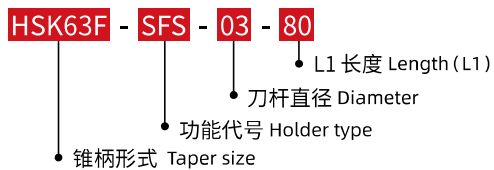
·HSK63F-SFS 热缩刀柄 (3 度细长型)

HSK63F-SFS SHRINK CHUCK (3° C SLENDER TYPE)



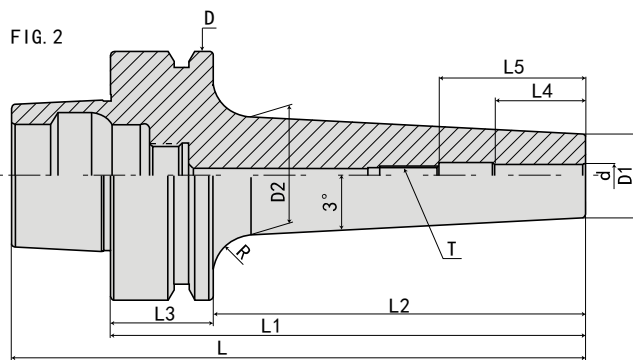
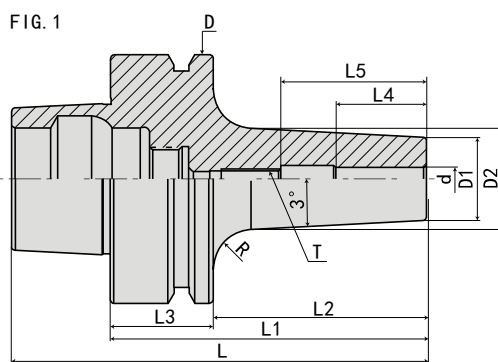
规格 Model	L	L1	L2	L3	L4	D	D1	D2	d	R 大圆弧	FIG	重量 KGS
HSK63F-SFS03- 80	105	80	54	26	12	63	9	14	3	10	1	0.7
-120	145	120	94	26	12	63	9	16	3	10	2	0.8
-160	185	160	134	26	12	63	9	19	3	10	2	0.9
-SFS04- 80	105	80	54	26	16	63	10	15	4	10	1	0.7
-120	145	120	94	26	16	63	10	17	4	10	2	0.8
-160	185	160	134	26	16	63	10	20	4	10	2	0.9
-SFS05- 80	105	80	54	26	18	63	11	16	5	10	1	0.8
-120	145	120	94	26	18	63	11	18	5	10	2	0.8
-160	185	160	134	26	18	63	11	21	5	10	2	0.9

规格说明:


 SHRINK FIT TOOL HOLDER SERIES
 热缩刀柄系列

·HSK63F-SFS 热缩刀柄 (3度细长型)

HSK63F-SFS SHRINK CHUCK (3° C SLENDER TYPE)



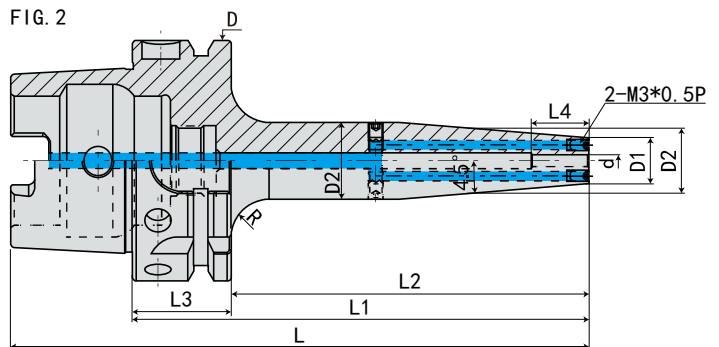
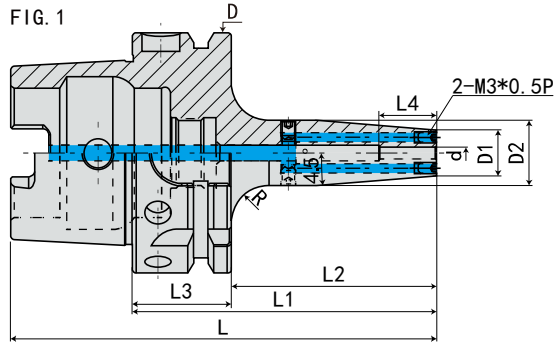
规格 Model	L	L1	L2	L3	L4	L5	D	D1	D2	d	T	R 大圆弧	FIG	重量 KGS
HSK63F-SFS06- 80	105	80	54	26	26	36	63	12	17	6	M5*0.8P	10	1	0.8
-120	145	120	94	26	26	36	63	12	21	6	M5*0.8P	10	2	0.9
-160	185	160	134	26	26	36	63	12	24	6	M5*0.8P	10	2	1
-SFS08- 80	105	80	54	26	26	36	63	14	19	8	M6*1.0P	10	1	0.8
-120	145	120	94	26	26	36	63	14	23	8	M6*1.0P	10	2	0.9
-160	185	160	134	26	26	36	63	14	24	8	M6*1.0P	10	2	1
-SFS10- 85	110	85	59	26	32	42	63	16	22	10	M8*1.0P	10	1	0.8
-120	145	120	94	26	32	42	63	16	25	10	M8*1.0P	10	2	0.9
-160	185	160	134	26	32	42	63	16	28	10	M8*1.0P	10	2	1
-SFS12- 90	115	90	64	26	37	47	63	18	24	12	M10*1.0P	10	1	0.8
-120	145	120	94	26	37	47	63	18	27	12	M10*1.0P	10	2	1
-160	185	160	134	26	37	47	63	18	30	12	M10*1.0P	10	2	1.2
-SFS14- 90	115	90	64	26	37	47	63	20	26	14	M10*1.0P	10	1	0.8
-120	145	120	94	26	37	47	63	20	29	14	M10*1.0P	10	2	1
-160	185	160	134	26	37	47	63	20	32	14	M10*1.0P	10	2	1.2
-SFS16- 95	120	95	69	26	40	50	63	22	29	16	M12*1.0P	10	1	0.9
-120	145	120	94	26	40	50	63	22	31	16	M12*1.0P	10	2	1
-160	185	160	134	26	40	50	63	22	34	16	M12*1.0P	10	2	1.3
-SFS18- 95	120	95	69	26	40	50	63	24	31	18	M12*1.0P	10	1	0.9
-120	145	120	94	26	40	50	63	24	33	18	M12*1.0P	10	2	1
-160	185	160	134	26	40	50	63	24	36	18	M12*1.0P	10	2	1.4
-SFS20-100	125	100	74	26	42	52	63	27	34	20	M16*1.0P	10	1	1
-120	145	120	94	26	42	52	63	27	36	20	M16*1.0P	10	2	1.1
-160	185	160	134	26	42	52	63	27	38	20	M16*1.0P	10	2	1.5

规格说明:

HSK63F - SFS - 06 - 80

- L1 长度 Length (L1)
- 刀杆直径 Diameter
- 功能代号 Holder type
- 锥柄形式 Taper size

·HSK63A-SFK 热缩刀柄 (4.5 度通水型) HSK63A-SFK SHRINK CHUCK (4.5° SHRINK-FIT COOLANT TYPE)



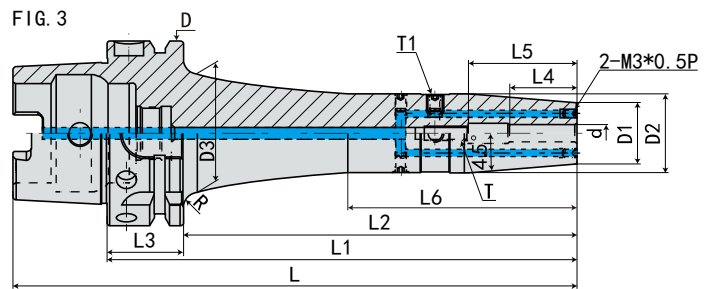
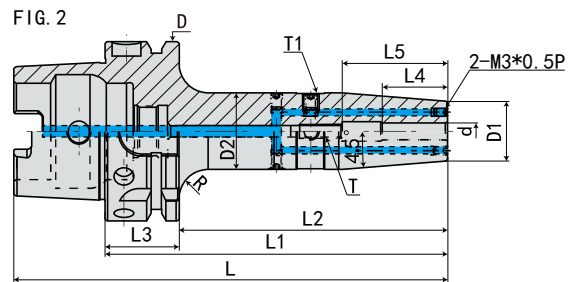
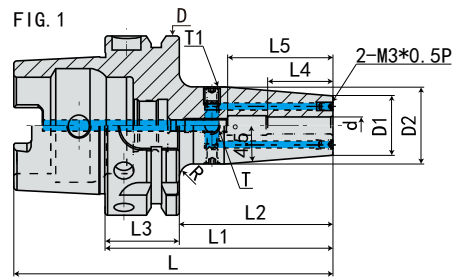
规格 Model	L	L1	L2	L3	L4	D	D1	D2	d	R	FIG	重量 KGS
HSK63A-SF03- 80K	112	80	54	26	12	63	14	20	3	5	1	0.7
-120K	152	120	94	26	12	63	14	20	3	5	2	1.1
-160K	192	160	134	26	12	63	14	20	3	5	2	1.3
-SF04- 80K	112	80	54	26	16	63	14	20	4	5	1	0.7
-120K	152	120	94	26	16	63	14	20	4	5	2	1.1
-160K	192	160	134	26	16	63	14	20	4	5	2	1.3
-SF05- 80K	112	80	54	26	18	63	14	20	5	5	1	0.7
-120K	152	120	94	26	18	63	14	20	5	5	2	1.1
-160K	192	160	134	26	18	63	14	20	5	5	2	1.3

规格说明:

HSK63A - SF - 03 - 80K

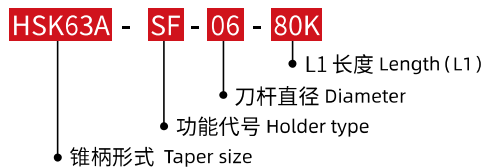
- L1 长度 Length (L1)
- 刀杆直径 Diameter
- 功能代号 Holder type
- 锥柄形式 Taper size

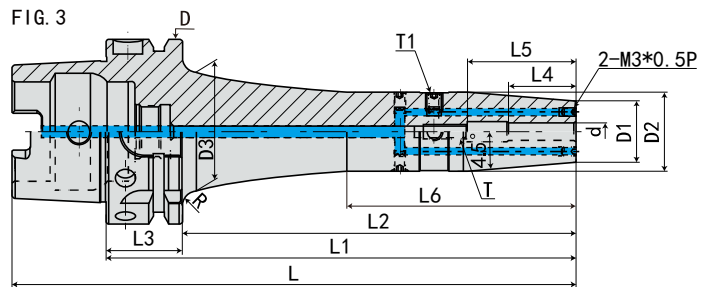
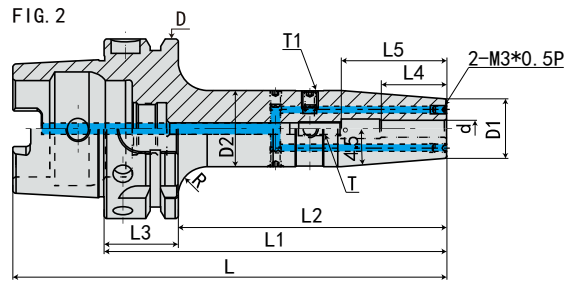
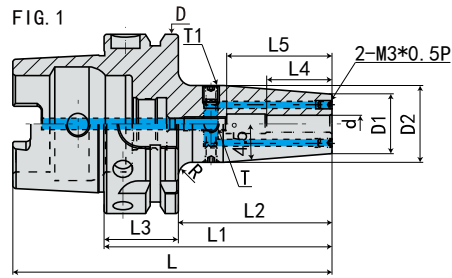
·HSK63A-SFK 热缩刀柄 (4.5度通水型) HSK63A-SFK SHRINK CHUCK (4.5° SHRINK-FIT COOLANT TYPE)



规格 Model	L	L1	L2	L3	L4	L5	L6	D	D1	D2	D3	d	T	T1	R	FIG	重量 KGS
HSK63A-SF06- 80K	112	80	54	26	26	36	-	63	21	27	-	6	M5*0.8P	M6*1.0P	5	1	0.8
-120K	152	120	94	26	26	36	-	63	21	27	-	6	M5*0.8P	M6*1.0P	10	2	1.1
-160K	192	160	134	26	26	36	78	63	21	27	41	6	M5*0.8P	M6*1.0P	5	3	1.4
-200K	232	200	174	26	26	36	118	63	21	27	41	6	M5*0.8P	M6*1.0P	5	3	1.7
-SF08- 80K	112	80	54	26	26	36	-	63	21	27	-	8	M6*1.0P	M6*1.0P	5	1	0.8
-120K	152	120	94	26	26	36	-	63	21	27	-	8	M6*1.0P	M6*1.0P	10	2	1.1
-160K	192	160	134	26	26	36	78	63	21	27	41	8	M6*1.0P	M6*1.0P	5	3	1.4
-200K	232	200	174	26	26	36	118	63	21	27	41	8	M6*1.0P	M6*1.0P	5	3	1.7
-SF10- 85K	117	85	59	26	32	42	-	63	24	32	-	10	M8*1.0P	M6*1.0P	2	1	0.9
-120K	152	120	94	26	32	42	-	63	24	32	-	10	M8*1.0P	M6*1.0P	10	2	1.2
-160K	192	160	134	26	32	42	78	63	24	32	40	10	M8*1.0P	M6*1.0P	5	3	1.5
-200K	232	200	174	26	32	42	118	63	24	32	40	10	M8*1.0P	M6*1.0P	5	3	1.8
-SF12- 90K	122	90	64	26	37	47	-	63	24	32	-	12	M10*1.0P	M6*1.0P	2	1	0.9
-120K	152	120	94	26	37	47	-	63	24	32	-	12	M10*1.0P	M6*1.0P	10	2	1.2
-160K	192	160	134	26	37	47	78	63	24	32	40	12	M10*1.0P	M6*1.0P	5	3	1.5
-200K	232	200	174	26	37	47	118	63	24	32	40	12	M10*1.0P	M6*1.0P	5	3	1.8
-SF14- 90K	122	90	64	26	37	47	-	63	27	34	-	14	M10*1.0P	M6*1.0P	4	1	0.9
-120K	152	120	94	26	37	47	-	63	27	34	-	14	M10*1.0P	M6*1.0P	10	2	1.2
-160K	192	160	134	26	37	47	78	63	27	34	42	14	M10*1.0P	M6*1.0P	3	3	1.5
-200K	232	200	174	26	37	47	118	63	27	34	42	14	M10*1.0P	M6*1.0P	3	3	1.8

规格说明:



·HSK63A-SFK 热缩刀柄 (4.5度通水型) HSK63A-SFK SHRINK CHUCK (4.5° SHRINK-FIT COOLANT TYPE)


规格 Model	L	L1	L2	L3	L4	L5	L6	D	D1	D2	D3	d	T	T1	R	FIG	重量 KGS
HSK63A-SF16- 95K	127	95	69	26	40	50	-	63	27	34	-	16	M12*1.0P	M6*1.0P	3	1	0.9
-120K	152	120	94	26	40	50	-	63	27	34	-	16	M12*1.0P	M6*1.0P	10	2	1.2
-160K	192	160	134	26	40	50	78	63	27	34	42	16	M12*1.0P	M6*1.0P	3	3	1.5
-200K	232	200	174	26	40	50	118	63	27	34	42	16	M12*1.0P	M6*1.0P	3	3	1.8
-SF18- 95K	127	95	69	26	40	50	-	63	33	42	-	18	M12*1.0P	M6*1.0P	2	1	1.1
-120K	152	120	94	26	40	50	-	63	33	42	-	18	M12*1.0P	M6*1.0P	5	2	1.3
-160K	192	160	134	26	40	50	-	63	33	42	-	18	M12*1.0P	M6*1.0P	5	2	1.6
-200K	232	200	174	26	40	50	-	63	33	42	-	18	M12*1.0P	M6*1.0P	5	2	1.9
-SF20-100K	132	100	74	26	42	52	-	63	33	42	-	20	M16*1.0P	M6*1.0P	2	1	1.1
-120K	152	120	94	26	42	52	-	63	33	42	-	20	M16*1.0P	M6*1.0P	5	2	1.3
-160K	192	160	134	26	42	52	-	63	33	42	-	20	M16*1.0P	M6*1.0P	5	2	1.6
-200K	232	200	174	26	42	52	-	63	33	42	-	20	M16*1.0P	M6*1.0P	5	2	1.9
-SF25-115K	147	115	89	26	48	58	-	63	44	53	-	25	M16*1.0P	M6*1.0P	2	1	1.9
-130K	162	130	104	26	48	58	-	63	44	53	-	25	M16*1.0P	M6*1.0P	2	2	2.1
-160K	192	160	134	26	48	58	-	63	44	53	-	25	M16*1.0P	M6*1.0P	2	2	2.2
-200K	232	200	174	26	48	58	-	63	44	53	-	25	M16*1.0P	M6*1.0P	2	2	2.5
-SF32-120K	152	120	94	26	52	62	-	63	44	53	-	32	M16*1.0P	M6*1.0P	2	1	1.9
-130K	162	130	104	26	52	62	-	63	44	53	-	32	M16*1.0P	M6*1.0P	2	2	2.2
-160K	192	160	134	26	52	62	-	63	44	53	-	32	M16*1.0P	M6*1.0P	2	2	2.3
-200K	232	200	174	26	52	62	-	63	44	53	-	32	M16*1.0P	M6*1.0P	2	2	2.6

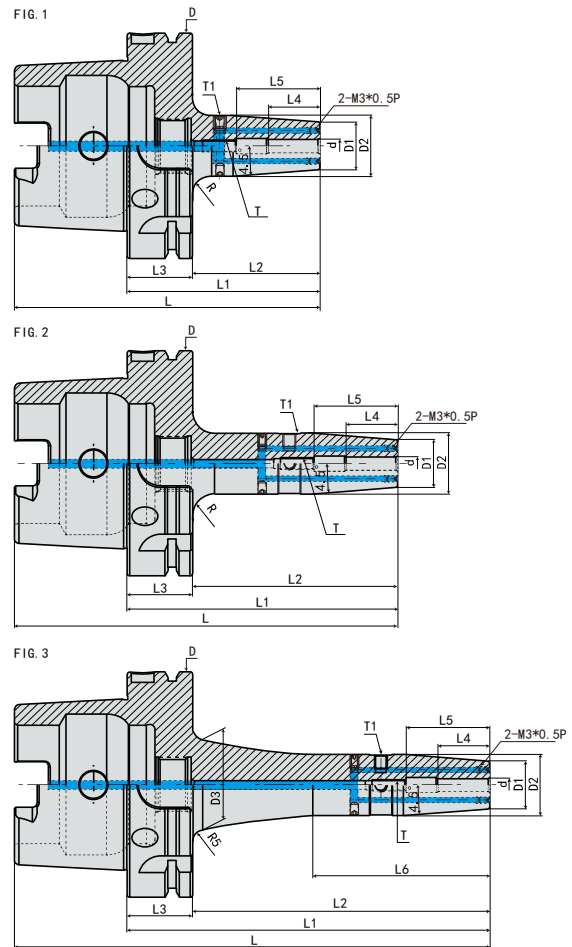
规格说明:

HSK63A - SF - 16 - 95K

- L1 长度 Length (L1)
- 刀杆直径 Diameter
- 功能代号 Holder type
- 锥柄形式 Taper size

·HSK100A-SFK 热缩刀柄 (4.5° 通水型)

HSK100A-SFK SHRINK CHUCK (4.5° SHRINK-FIT COOLANT TYPE)



规格 Model	L	L1	L2	L3	L4	L5	L6	D	D1	D2	D3	d	T	T1	R	FIG	重量 KGS
HSK100A-SF06- 85K	135	85	56	29	26	36	-	100	21	27	-	6	M5*0.8P	M6*1.0P	5	1	2.2
-120K	170	120	91	29	26	36	-	100	21	27	-	6	M5*0.8P	M6*1.0P	10	2	2.5
-160K	210	160	131	29	26	36	78	100	21	27	41	6	M5*0.8P	M6*1.0P	5	3	2.8
-200K	250	200	171	29	26	36	118	100	21	27	41	6	M5*0.8P	M6*1.0P	5	3	3.1
-SF08- 85K	135	85	56	29	26	36	-	100	21	27	-	8	M6*1.0P	M6*1.0P	5	1	2.2
-120K	170	120	91	29	26	36	-	100	21	27	-	8	M6*1.0P	M6*1.0P	10	2	2.5
-160K	210	160	131	29	26	36	78	100	21	27	41	8	M6*1.0P	M6*1.0P	5	3	2.8
-200K	250	200	171	29	26	36	118	100	21	27	41	8	M6*1.0P	M6*1.0P	5	3	3.1
-SF10- 90K	140	90	61	29	32	42	-	100	24	32	-	10	M8*1.0P	M6*1.0P	5	1	2.3
-120K	170	120	91	29	32	42	-	100	24	32	-	10	M8*1.0P	M6*1.0P	10	2	2.6
-160K	210	160	131	29	32	42	78	100	24	32	40	10	M8*1.0P	M6*1.0P	5	3	2.9
-200K	250	200	171	29	32	42	118	100	24	32	40	10	M8*1.0P	M6*1.0P	5	3	3.2
-SF12- 95K	145	95	66	29	37	47	-	100	24	32	-	12	M10*1.0P	M6*1.0P	5	1	2.3
-120K	170	120	91	29	37	47	-	100	24	32	-	12	M10*1.0P	M6*1.0P	10	2	2.6
-160K	210	160	131	29	37	47	78	100	24	32	40	12	M10*1.0P	M6*1.0P	5	3	2.9
-200K	250	200	171	29	37	47	118	100	24	32	40	12	M10*1.0P	M6*1.0P	5	3	3.2
-SF14- 95K	145	95	66	29	37	47	-	100	27	34	-	14	M10*1.0P	M6*1.0P	5	1	2.3
-120K	170	120	91	29	37	47	-	100	27	34	-	14	M10*1.0P	M6*1.0P	10	2	2.6
-160K	210	160	131	29	37	47	78	100	27	34	42	14	M10*1.0P	M6*1.0P	5	3	2.9
-200K	250	200	171	29	37	47	118	100	27	34	42	14	M10*1.0P	M6*1.0P	5	3	3.2

规格说明:

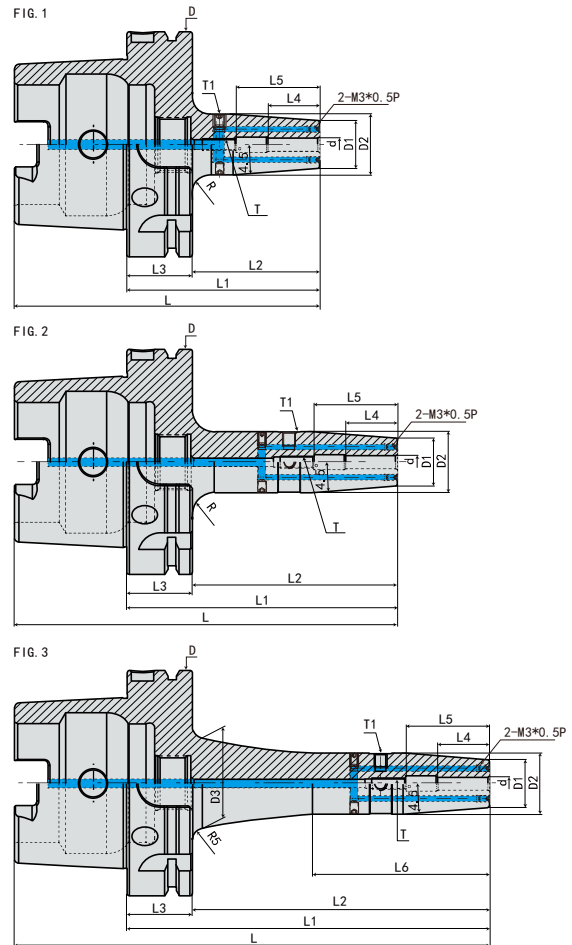
HSK100A - SF - 06 - 85K

- L1 长度 Length (L1)
- 刀杆直径 Diameter
- 功能代号 Holder type
- 锥柄形式 Taper size



·HSK100A-SFK 热缩刀柄 (4.5° 通水型)

HSK100A-SFK SHRINK CHUCK (4.5° SHRINK-FIT COOLANT TYPE)



规格 Model	L	L1	L2	L3	L4	L5	L6	D	D1	D2	D3	d	T	T1	R	FIG	重量 KGS
HSK100A-SF16-100K	150	100	71	29	40	50	-	100	27	34	-	16	M12*1.0P	M6*1.0P	5	1	2.3
-120K	170	120	91	29	40	50	-	100	27	34	-	16	M12*1.0P	M6*1.0P	10	2	2.6
-160K	210	160	131	29	40	50	78	100	27	34	42	16	M12*1.0P	M6*1.0P	5	3	2.9
-200K	250	200	171	29	40	50	118	100	27	34	42	16	M12*1.0P	M6*1.0P	5	3	3.2
-SF18-100K	150	100	71	29	40	50	-	100	33	42	-	18	M12*1.0P	M6*1.0P	5	1	2.4
-120K	170	120	91	29	40	50	-	100	33	42	-	18	M12*1.0P	M6*1.0P	10	2	2.7
-160K	210	160	131	29	40	50	78	100	33	42	-	18	M12*1.0P	M6*1.0P	5	3	3.1
-200K	250	200	171	29	40	50	118	100	33	42	-	18	M12*1.0P	M6*1.0P	5	3	3.5
-SF20-105K	155	105	76	29	42	52	-	100	33	42	-	20	M16*1.0P	M6*1.0P	5	1	2.4
-120K	170	120	91	29	42	52	-	100	33	42	-	20	M16*1.0P	M6*1.0P	10	2	2.7
-160K	210	160	131	29	42	52	78	100	33	42	-	20	M16*1.0P	M6*1.0P	5	3	3.1
-200K	250	200	171	29	42	52	118	100	33	42	-	20	M16*1.0P	M6*1.0P	5	3	3.5
-SF25-115K	165	115	86	29	48	58	-	100	44	53	-	25	M16*1.0P	M6*1.0P	5	1	3.2
-130K	180	130	101	29	48	58	-	100	44	53	-	25	M16*1.0P	M6*1.0P	10	2	3.4
-160K	210	160	131	29	48	58	78	100	44	53	-	25	M16*1.0P	M6*1.0P	5	3	3.6
-200K	250	200	171	29	48	58	118	100	44	53	-	25	M16*1.0P	M6*1.0P	5	3	3.8
-SF32-120K	170	120	91	29	52	62	-	100	44	53	-	32	M16*1.0P	M6*1.0P	5	1	3.2
-140K	190	140	111	29	52	62	-	100	44	53	-	32	M16*1.0P	M6*1.0P	10	2	3.4
-160K	210	160	131	29	52	62	78	100	44	53	-	32	M16*1.0P	M6*1.0P	5	3	3.6
-200K	250	200	171	29	52	62	118	100	44	53	-	32	M16*1.0P	M6*1.0P	5	3	3.8

规格说明:

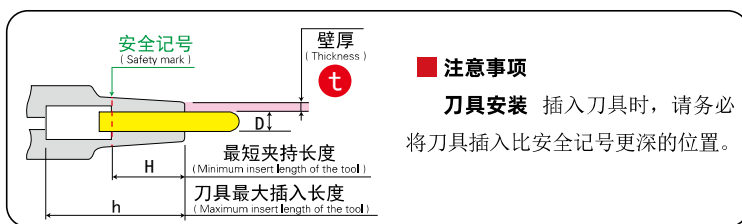
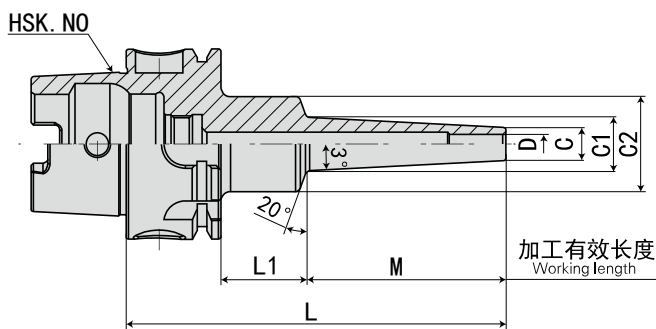
HSK100A - SF - 16 - 100K

- 锥柄形式 Taper size
- 功能代号 Holder type
- 刀杆直径 Diameter
- L1 长度 Length (L1)

 SHRINK FIT TOOL HOLDER SERIES
热缩刀柄系列

·HSK40A-SL 热缩刀柄 (3°一体型)

HSK40A-SL SHRINK FIT HOLDER(3° MONO)



■ 注意事项
刀具安装 插入刀具时, 请务必将刀具插入比安全记号更深的位置。

型号 Model	D	C	t	L	M	L1	C1	C2	H	h	重量 KGS	S
HSK40A-SLSA3- 60	3	6	1.5	60	22	18	8.3	20	9	44	0.2	4.8
- 65-M 22	3	6	1.5	65	22	23	8.3	25	9	44	0.3	4.5
- 85-M 42	3	6	1.5	85	42	23	10.4	25	9	64	0.3	9.1
-100-M 42	3	6	1.5	100	42	38	10.4	25	9	78	0.3	9.3
-SLRA3- 65-M 22	3	7.5	2.25	65	22	23	9.8	25	9	44	0.3	2.7
- 85-M 42	3	7.5	2.25	85	42	23	11.9	25	9	64	0.3	5.3
-SLFB3- 65-M 22	3	9.5	3.25	65	22	23	11.8	25	9	44	0.3	1.2
- 85-M 42	3	9.5	3.25	85	42	23	13.9	25	9	64	0.3	3.2
-SLSA4- 60	4	7	1.5	60	22	18	9.3	20	12	44	0.2	3.8
- 65-M 22	4	7	1.5	65	22	23	9.3	25	12	44	0.3	3.5
- 80	4	7	1.5	80	42	18	11.4	20	12	64	0.2	7.5
- 85-M 42	4	7	1.5	85	42	23	11.4	25	12	64	0.3	7.1
-100-M 42	4	7	1.5	100	42	38	11.4	25	12	78	0.3	7.4
-SLRA4- 65-M 22	4	10	3	65	22	23	12.3	25	12	44	0.3	1.7
- 85-M 42	4	10	3	85	42	23	14.4	25	12	64	0.3	3.1
-SLFB4- 65-M 22	4	12	4	65	22	23	14.3	25	12	44	0.3	1.3
- 85-M 42	4	12	4	85	42	23	16.4	25	12	64	0.3	2.2
-SLSA6- 65-M 22	6	9	1.5	65	22	23	11.3	25	18	44	0.3	2.3
-80	6	9	1.5	80	42	18	13.4	20	18	54	0.2	5.1
- 85-M 42	6	9	1.5	85	42	23	13.4	25	18	64	0.3	4.8
-100-M 42	6	9	1.5	100	42	38	13.4	25	18	78	0.3	5.1
-SLRA6- 60	6	12	3	60	22	18	14.3	26	18	39	0.3	1.3
- 65-M 22	6	12	3	65	22	23	14.3	25	18	44	0.3	1.3
- 85-M 42	6	12	3	85	42	23	16.4	25	18	64	0.3	2.4
-SLFB6- 70-M 22	6	14	4	70	22	28	16.3	32	18	48	0.4	1
- 90-M 42	6	14	4	90	42	28	18.4	32	18	68	0.4	1.6



规格说明:

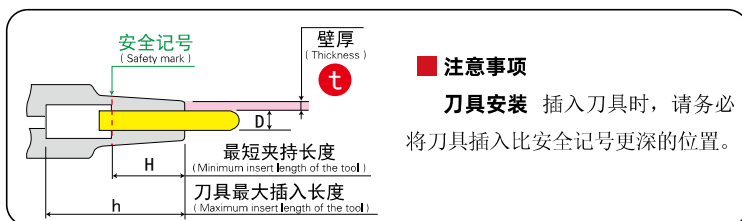
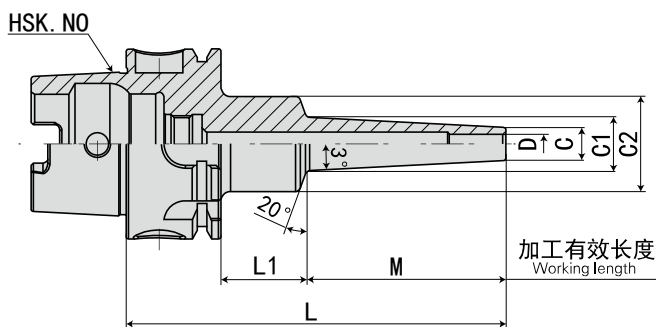
HSK40A - SLSA - 3 - 65 - M22

- 锥柄形式 Taper size
- 功能代号 Holder type
- 刀杆直径 Diameter
- L 长度 Length (L)
- 加工有效长度 Working length



·HSK40A-SL 热缩刀柄 (3°一体型)

HSK40A-SL SHRINK FIT HOLDER(3° MONO)



型号 Model	D	C	t	L	M	L1	C1	C2	H	h	重量 KGS	S
HSK40A-SLSA8- 65-M 22	8	11	1.5	65	22	23	13.3	25	24	44	0.3	1.6
- 85-M 42	8	11	1.5	85	42	23	15.4	25	24	64	0.3	3.4
- 100-M 42	8	11	1.5	100	42	38	15.4	25	24	78	0.3	3.8
-SLRA8- 65-M 22	8	14	3	65	22	23	16.3	25	24	44	0.3	1.1
- 85-M 42	8	14	3	85	42	23	18.4	25	24	64	0.3	2
-SLFB8- 70-M 22	8	18	5	70	22	28	20.3	32	24	48	0.4	0.7
- 90-M 42	8	18	5	90	42	28	22.4	32	24	68	0.4	1.1
-SLSA10- 65-M 22	10	13	1.5	65	22	23	15.3	25	30	44	0.3	1.2
- 85-M 42	10	13	1.5	85	42	23	17.4	25	30	64	0.3	2.6
- 90	10	13	1.5	90	42	28	17.4	26	30	64	0.3	2.6
-100-M 42	10	13	1.5	100	42	38	17.4	25	30	78	0.3	3
-SLRA10- 65	10	16	3	65	22	23	18.3	26	25	44	0.3	0.9
- 65-M 22	10	16	3	65	22	23	18.3	25	30	44	0.3	1
- 90-M 42	10	16	3	90	42	28	20.4	32	30	69	0.4	1.5
-SLFB10- 70-M 22	10	22	6	70	22	28	24.3	32	30	48	0.4	0.6
- 90-M 42	10	22	6	90	42	28	26.4	32	30	68	0.5	0.9
-SLSA12- 65-M 22	12	15	1.5	65	22	23	17.3	25	30	44	0.3	1.1
- 90-M 42	12	15	1.5	90	42	28	19.4	32	30	68	0.4	1.9
-SLRA12- 65-M 22	12	20	4	65	22	23	22.3	25	30	44	0.3	0.8
-SLFB12- 70-M 22	12	26	7	70	22	28	28.3	32	30	48	0.4	0.6
-SLRA16- 65-M 22	16	26	5	65	22	23	28.3	33.5	32	43	0.4	0.5
-SLRA20- 70-M 50	20	32	6	70	50	*	33.5	*	38	48	0.4	0.6



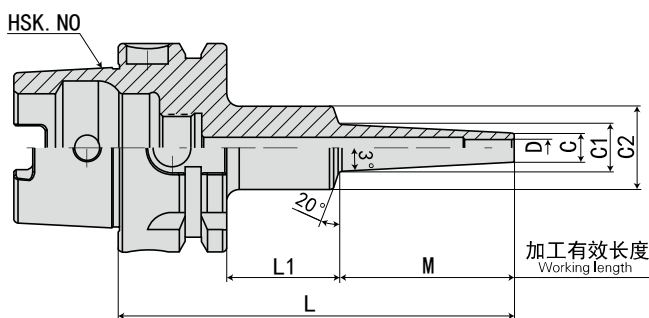
规格说明:

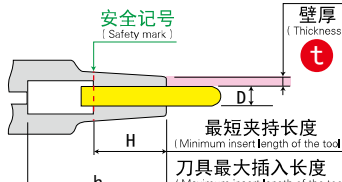
HSK40A - SLSA - 8 - 65 - M22

- 锥柄形式 Taper size
- 功能代号 Holder type
- 刀杆直径 Diameter
- L 长度 Length (L)
- 加工有效长度 Working length

·HSK50A-SL 热缩刀柄 (3°一体型)

HSK50A-SL SHRINK FIT HOLDER(3° MONO)



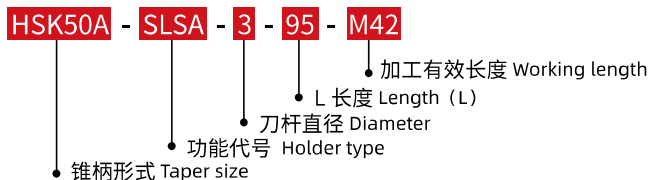


■ 注意事项

刀具安装 插入刀具时，请务必将刀具插入比安全记号更深的位置。

型号 Model	D	C	t	L	M	L1	C1	C2	H	h	重量 KGS	S
HSK50A-SLSA3- 95-M 42	3	6	1.5	95	42	27	10.4	25	9	71	0.5	9.1
-125-M 42	3	6	1.5	125	42	57	10.4	25	9	101	0.6	9.8
-SLRA3- 75-M 22	3	7.5	2.25	75	22	27	9.8	25	9	51	0.5	2.8
- 95-M 42	3	7.5	2.25	95	42	27	11.9	25	9	71	0.5	5.3
-125-M 42	3	7.5	2.25	125	42	57	11.9	25	9	101	0.6	6
-SLSA4- 95-M 42	4	7	1.5	95	42	27	11.4	25	12	71	0.5	7.2
-125-M 42	4	7	1.5	125	42	57	11.4	25	12	101	0.6	7.9
-SLRA4- 75-M 22	4	10	3	75	22	27	12.3	25	12	51	0.5	1.7
- 95-M 42	4	10	3	95	42	27	14.4	25	12	71	0.5	3.1
-125-M 42	4	10	3	125	42	57	14.4	25	12	101	0.6	3.8
-SLSA6- 95-M 42	6	9	1.5	95	42	27	13.4	25	18	71	0.5	4.8
-125-M 42	6	9	1.5	125	42	57	13.4	25	18	101	0.6	5.6
-SLRB6- 75-M 22	6	14	4	75	22	27	16.3	32	18	50	0.5	1
- 95-M 42	6	14	4	95	42	27	18.4	32	18	70	0.6	1.6
-125-M 42	6	14	4	125	42	57	18.4	32	18	100	0.7	1.9
-SLSA8- 95-M 42	8	11	1.5	95	42	27	15.4	25	24	71	0.5	3.4
-125-M 42	8	11	1.5	125	42	57	15.4	25	24	101	0.6	4.4
-SLRB8- 75-M 22	8	18	5	75	22	27	20.3	32	24	50	0.6	0.7
- 95-M 42	8	18	5	95	42	27	22.4	32	24	70	0.6	1.1
-125-M 42	8	18	5	125	42	57	22.4	32	24	100	0.8	1.5
-SLSA10- 95-M 42	10	13	1.5	95	42	27	17.4	25	30	71	0.5	2.6
-125-M 42	10	13	1.5	125	42	57	17.4	25	30	101	0.6	3.7
-SLRB10- 75-M 22	10	22	6	75	22	27	24.3	32	30	50	0.6	0.6
- 95-M 42	10	22	6	95	42	27	26.4	32	30	70	0.6	0.9
-125-M 42	10	22	6	125	42	57	26.4	32	30	100	0.8	1.3
-SLRB12- 75-M 22	12	26	7	75	22	27	28.3	42	30	52	0.7	0.4
- 95-M 42	12	26	7	95	42	27	30.4	42	30	72	0.8	0.6
-125-M 42	12	26	7	125	42	57	30.4	42	30	98	1	0.8
-SLRB16- 75-M 22	16	32	8	75	22	27	34.3	42	32	52	0.7	0.4
-105-M 22	16	32	8	105	22	57	34.3	42	32	78	1	0.5
-SLRB20- 75-M 22*	20	38	9	75	22	27	40.3	49	40	51	0.8	0.3
-105-M 22*	20	38	9	105	22	57	40.3	49	40	76	1.2	0.4

规格说明:

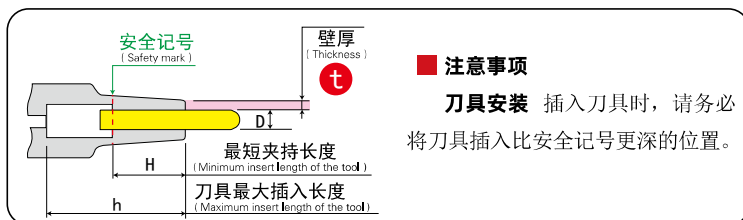
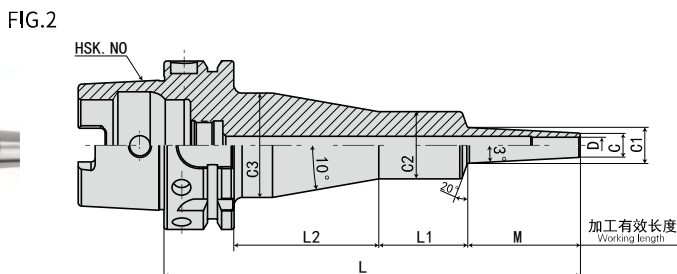
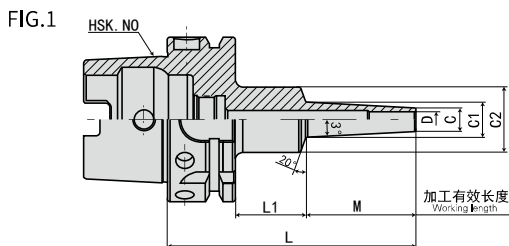


* 使用电磁 5000S 加热器对 SLRB20 加热时，所使用加热圈号码不同。请使用加热线圈 NO.4 进行加热。



·HSK63A-SL 热缩刀柄 (3°一体型)

HSK63A-SL SHRINK FIT HOLDER(3° MONO)



型号 Model	FIG	D	C	t	L	M	L1	L2	C1	C2	C3	H	h	重量 KGS	S
HSK63A-SLSA3- 95-M 42	1	3	6	1.5	95	42	27	*	10.4	25	*	9	70	0.7	9.1
-120-M 67	1	3	6	1.5	120	67	27	*	13	25	*	9	95	0.8	14.7
-125-M 42	1	3	6	1.5	125	42	57	*	10.4	25	*	9	100	0.8	9.8
-150-M 67	1	3	6	1.5	150	67	57	*	13	25	*	9	125	0.8	15.8
-M 97	1	3	6	1.5	150	97	27	*	16.2	25	*	9	125	0.8	20.5
-155-M 42	2	3	6	1.5	155	42	33	54	10.4	26	40	9	130	1.2	9.9
-180-M 67	2	3	6	1.5	180	67	33	54	13	25	39	9	155	1.1	15.7
-M 97	1	3	6	1.5	180	97	57	*	16.2	25	*	9	155	0.9	22.2
-210-M 97	2	3	6	1.5	210	97	33	54	16.2	25	39	9	185	1.2	22.1
-SLRA3- 75-M 22	1	3	7.5	2.25	75	22	27	*	9.8	25	*	9	50	0.7	2.8
- 95-M 42	1	3	7.5	2.25	95	42	27	*	11.9	25	*	9	70	0.7	5.3
-105-M 22	1	3	7.5	2.25	105	22	57	*	9.8	25	*	9	80	0.8	3.2
-120-M 67	1	3	7.5	2.25	120	67	27	*	14.5	25	*	9	95	0.8	8.8
-125-M 42	1	3	7.5	2.25	125	42	57	*	11.9	25	*	9	100	0.8	6
-135-M 22	2	3	7.5	2.25	135	22	33	54	9.8	25	39	9	110	1.1	3.2
-150-M 67	1	3	7.5	2.25	150	67	57	*	14.5	25	*	9	125	0.9	9.9
-M 97	1	3	7.5	2.25	150	97	27	*	17.7	25	*	9	125	0.8	12.9
-155-M 42	2	3	7.5	2.25	155	42	33	54	11.9	25	39	9	130	1.1	6
-180-M 67	2	3	7.5	2.25	180	67	33	54	14.5	26	40	9	155	1.2	9.8
-M 97	1	3	7.5	2.25	180	97	57	*	17.7	25	*	9	155	0.9	14.6
-M127	1	3	7.5	2.25	180	127	27	*	20.8	36	*	9	155	0.9	15.7
-210-M 97	2	3	7.5	2.25	210	97	33	54	17.7	25	39	9	185	1.2	14.4
-M127	1	3	7.5	2.25	210	127	57	*	20.8	32	*	9	184	1.1	16.6
-240-M127	2	3	7.5	2.25	240	127	30	54	20.8	32	46	9	214	1.5	16.5

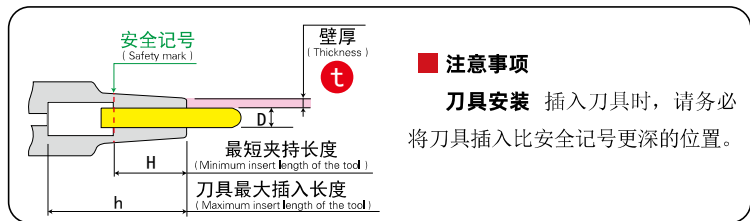
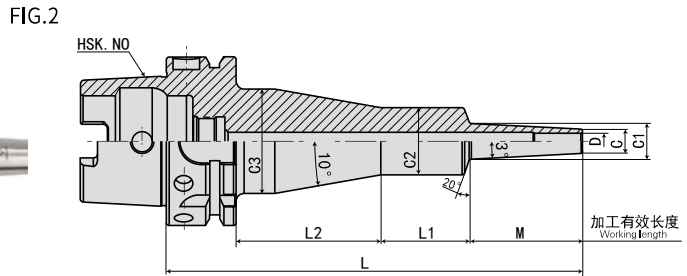
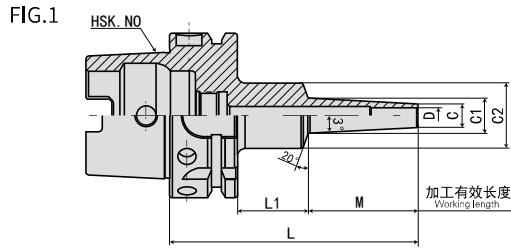
规格说明:

HSK63A - SLSA - 3 - 95 - M42

- 锥柄形式 Taper size
- 功能代号 Holder type
- 刀杆直径 Diameter
- L 长度 Length (L)
- 加工有效长度 Working length

·HSK63A-SL 热缩刀柄 (3°一体型)

HSK63A-SL SHRINK FIT HOLDER(3° MONO)



型号 Model	FIG	D	C	t	L	M	L1	L2	C1	C2	C3	H	h	重量 KGS	S
HSK63A-SLFB3- 75-M 22	1	3	9.5	3.25	75	22	27	*	11.8	25	*	9	50	0.7	1.9
- 95-M 42	1	3	9.5	3.25	95	42	27	*	13.9	25	*	9	70	0.8	3.2
-105-M 22	1	3	9.5	3.25	105	22	57	*	11.8	26	*	9	80	0.9	2.3
-120-M 67	1	3	9.5	3.25	120	67	27	*	16.5	25	*	9	95	0.8	5.3
-125-M 42	1	3	9.5	3.25	125	42	57	*	13.9	26	*	9	100	0.9	3.8
-135-M 22	2	3	9.5	3.25	135	22	33	54	11.8	25	39	9	110	1.1	2.3
-150-M 67	1	3	9.5	3.25	150	67	57	*	16.5	25	*	9	125	0.9	6.4
-155-M 42	2	3	9.5	3.25	155	42	33	54	13.9	25	39	9	130	1.1	3.9
-180-M 67	2	3	9.5	3.25	180	67	33	54	16.5	25	39	9	155	1.2	6.4
-SLSA4- 95-M 42	1	4	7	1.5	95	42	27	*	11.4	25	*	12	70	0.7	7.2
-120-M 67	1	4	7	1.5	120	67	27	*	14	25	*	12	95	0.8	11.7
-125-M 42	1	4	7	1.5	125	42	57	*	11.4	25	*	12	100	0.8	7.9
-150-M 67	1	4	7	1.5	150	67	57	*	14	25	*	12	125	0.9	12.8
-M 97	1	4	7	1.5	150	97	27	*	17.2	25	*	12	125	0.8	16.6
-155-M 42	2	4	7	1.5	155	42	33	54	11.4	25	39	12	130	1.1	7.9
-180-M 67	2	4	7	1.5	180	67	33	54	14	25	39	12	155	1.1	12.8
-M 97	1	4	7	1.5	180	97	57	*	17.2	25	*	12	155	0.9	18.4
-210-M 97	2	4	7	1.5	210	97	33	54	17.2	25	39	12	185	1.2	18.2
-SLRA 4- 75-M 22	1	4	10	3	75	22	27	*	12.3	25	*	12	50	0.7	1.7
- 95-M 42	1	4	10	3	95	42	27	*	14.4	25	*	12	70	0.8	3.1
-105-M 22	1	4	10	3	105	22	57	*	12.3	25	*	12	80	0.8	2.2
-120-M 67	1	4	10	3	120	67	27	*	17	25	*	12	95	0.8	5.1
-125-M 42	1	4	10	3	125	42	57	*	14.4	25	*	12	100	0.8	3.8
-135-M 22	2	4	10	3	135	22	33	54	12.3	25	39	12	110	1.1	2.2
-150-M 67	1	4	10	3	150	67	57	*	17	25	*	12	125	0.9	6.3
-M 97	1	4	10	3	150	97	27	*	20.2	25	*	12	124	0.8	7.7

规格说明:

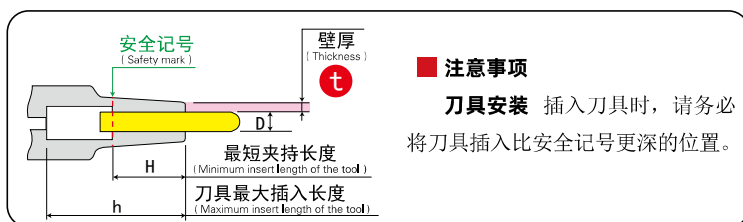
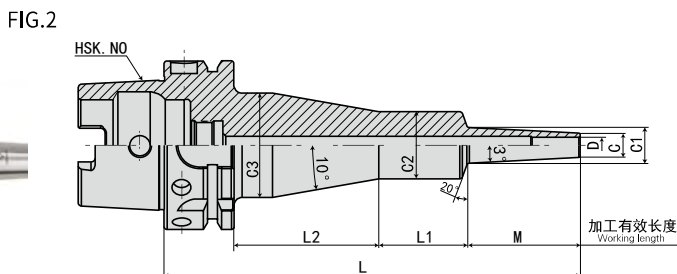
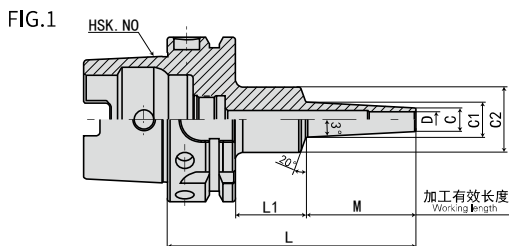
HSK63A - SLFB - 3 - 75 - M22

- 加工有效长度 Working length
- L 长度 Length (L)
- 刀杆直径 Diameter
- 功能代号 holder type
- 锥柄形式 Taper size



·HSK63A-SL 热缩刀柄 (3°一体型)

HSK63A-SL SHRINK FIT HOLDER(3° MONO)


 SHRINK FIT TOOL HOLDER SERIES
热缩刀柄系列

型号 Model	FIG	D	C	t	L	M	L1	L2	C1	C2	C3	H	h	重量 KGS	S
HSK63A-SLRA4-155-M 42	2	4	10	3	155	42	33	54	14.4	25	39	12	130	1.1	3.8
-180-M 67	2	4	10	3	180	67	33	54	17	25	39	12	155	1.2	6.2
-M 97	1	4	10	3	180	97	57	*	20.2	25	*	12	154	0.9	9.5
-M127	1	4	10	3	180	127	27	*	23.3	32	*	12	154	1	9.4
-210-M 97	2	4	10	3	210	97	33	54	20.2	25	39	12	184	1.2	9.4
-M127	1	4	10	3	210	127	57	*	23.3	32	*	12	184	1.1	10.4
-240-M127	2	4	10	3	240	127	30	57	23.3	32	46	12	214	1.5	10.3
-SLFB4- 75-M 22	1	4	12	4	75	22	27	*	14.3	25	*	12	50	0.7	1.3
- 95-M42	1	4	12	4	95	42	27	*	16.4	25	*	12	70	0.8	2.2
-105-M22	1	4	12	4	105	22	57	*	14.3	25	*	12	80	0.8	1.8
-120-M67	1	4	12	4	120	67	27	*	19	25	*	12	95	0.8	3.6
-125-M42	1	4	12	4	125	42	57	*	16.4	25	*	12	100	0.9	2.9
-135-M22	2	4	12	4	135	22	33	54	14.3	25	39	12	110	1.1	1.8
-150-M67	1	4	12	4	150	67	57	*	19	25	*	12	125	0.9	4.7
-155-M42	2	4	12	4	155	42	33	54	16.4	25	39	12	130	1.1	2.9
-180-M67	2	4	12	4	180	67	33	54	19	25	39	12	155	1.2	4.6
-SLSA6- 95-M42	1	6	9	1.5	95	42	27	*	13.4	25	*	18	70	0.7	4.8
-120-M67	1	6	9	1.5	120	67	27	*	16	25	*	18	95	0.8	8
-125-M42	1	6	9	1.5	125	42	57	*	13.4	25	*	18	100	0.8	5.6
-150-M67	1	6	9	1.5	150	67	57	*	16	25	*	18	125	0.9	9.3
-M97	1	6	9	1.5	150	97	27	*	19.2	32	*	18	124	0.9	11
-155-M42	2	6	9	1.5	155	42	33	54	13.4	25	39	18	130	1.1	5.6
-180-M67	2	6	9	1.5	180	67	33	54	16	25	39	18	155	1.1	9.2
-M97	1	6	9	1.5	180	97	57	*	19.2	32	*	18	154	1	11.7
-210-M97	2	6	9	1.5	210	97	30	57	19.2	32	46	18	184	1.4	11.7

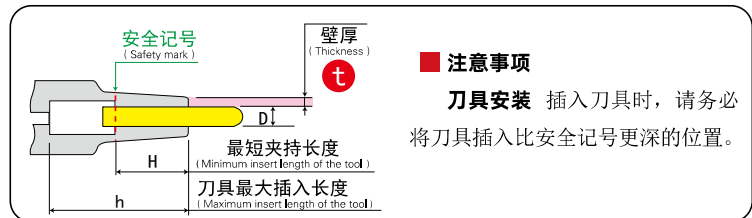
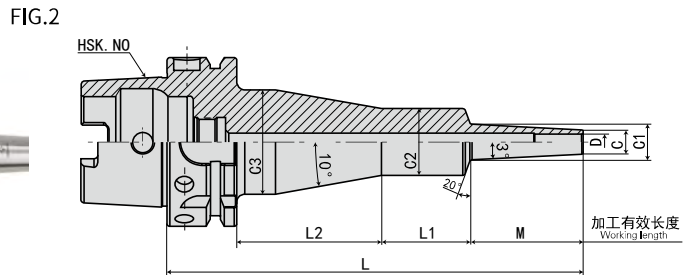
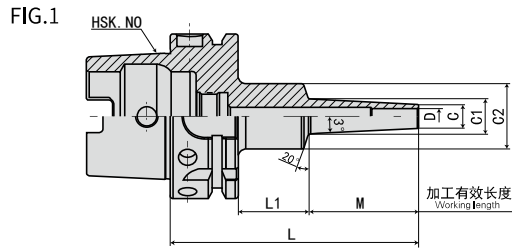
规格说明:

HSK63A - SLRA - 4 - 155 - M42

- 锥柄形式 Taper size
- 功能代号 Holder type
- 刀杆直径 Diameter
- L 长度 Length (L)
- 加工有效长度 Working length

·HSK63A-SL 热缩刀柄 (3°一体型)

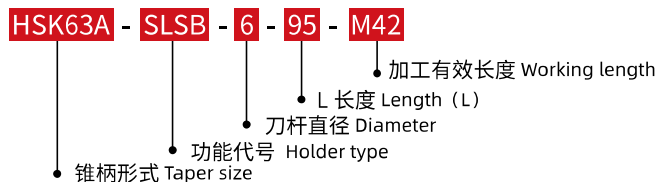
HSK63A-SL SHRINK FIT HOLDER(3° MONO)



■ 注意事项
刀具安装 插入刀具时, 请务必将刀具插入比安全记号更深的位置。

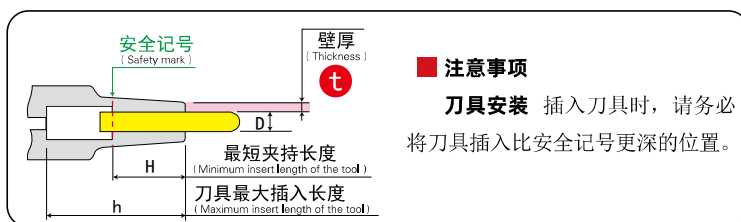
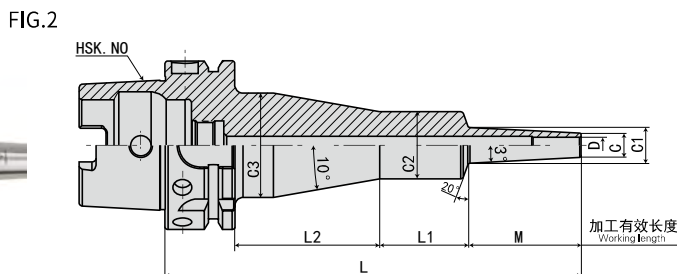
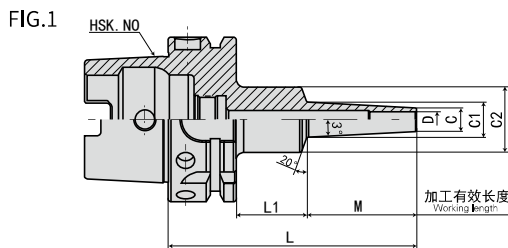
型号 Model	FIG	D	C	t	L	M	L1	L2	C1	C2	C3	H	h	重量 KGS	S
HSK63A-SLSB6- 95-M 42	1	6	10	2	95	42	27	*	14.4	25	*	18	70	0.7	3.7
-120-M 67	1	6	10	2	120	67	27	*	17	25	*	18	95	0.8	6.2
-125-M 42	1	6	10	2	125	42	57	*	14.4	25	*	18	100	0.8	4.5
-150-M 67	1	6	10	2	150	67	57	*	17	25	*	18	125	0.9	7.4
-M 97	1	6	10	2	150	97	27	*	20.2	32	*	18	124	0.9	8.5
-155-M 42	2	6	10	2	155	42	33	54	14.4	25	39	18	130	1.1	4.4
-180-M 67	2	6	10	2	180	67	33	54	17	25	39	18	155	1.1	7.3
-M 97	1	6	10	2	180	97	57	*	20.2	32	*	18	154	1	9.2
-M127	1	6	10	2	180	127	27	*	23.3	32	*	18	154	0.9	11
-210-M97	2	6	10	2	210	97	30	57	20.2	32	46	18	184	1.4	9.2
-M127	1	6	10	2	210	127	57	*	23.3	32	*	18	184	1.1	12
-M157	1	6	10	2	210	157	27	*	26.5	32	*	18	184	1.1	13.2
-240-M127	2	6	10	2	240	127	30	57	23.3	32	46	18	214	1.5	12
-M157	1	6	10	2	240	157	57	*	26.5	32	*	18	214	1.2	14.6
-270-M157	2	6	10	2	270	157	30	57	26.5	32	46	18	244	1.6	14.6
-SLRB6- 75-M 22	1	6	14	4	75	22	27	*	16.3	32	*	18	49	0.8	1
- 95-M 42	1	6	14	4	95	42	27	*	18.4	32	*	18	69	0.8	1.6
-105-M 22	1	6	14	4	105	22	57	*	16.3	32	*	18	79	0.9	1.2
-120-M 67	1	6	14	4	120	67	27	*	21	32	*	18	94	0.9	2.6
-125-M 42	1	6	14	4	125	42	57	*	18.4	32	*	18	99	1	1.9
-135-M 22	2	6	14	4	135	22	30	57	16.3	32	46	18	109	1.3	1.2
-150-M 67	1	6	14	4	150	67	57	*	21	32	*	18	124	1	3
-155-M 42	2	6	14	4	155	42	30	57	18.4	32	46	18	129	1.4	1.9
-180-M 67	2	6	14	4	180	67	30	57	21	32	46	18	154	1.4	3.1

规格说明:



·HSK63A-SL 热缩刀柄 (3°一体型)

HSK63A-SL SHRINK FIT HOLDER(3° MONO)



型号 Model	FIG	D	C	t	L	M	L1	L2	C1	C2	C3	H	h	重量 KGS	S
HSK63A-SLFB6- 75-M 22	1	6	14	4	75	22	27	*	16.3	32	*	18	49	0.8	1
- 95-M 42	1	6	14	4	95	42	27	*	18.4	32	*	18	69	0.8	1.6
-105-M 22	1	6	14	4	105	22	57	*	16.3	32	*	18	79	0.9	1.2
-120-M 67	1	6	14	4	120	67	27	*	21	32	*	18	94	0.9	2.6
-125-M 42	1	6	14	4	125	42	57	*	18.4	32	*	18	99	1	1.9
-135-M 22	2	6	14	4	135	22	30	57	16.3	32	46	18	109	1.3	1.2
-150-M 67	1	6	14	4	150	67	57	*	21	32	*	18	124	1	3
-155-M 42	2	6	14	4	155	42	30	57	18.4	32	46	18	129	1.4	1.9
-180-M 67	2	6	14	4	180	67	30	57	21	32	46	18	154	1.4	3.1
-SLSA8- 95-M 42	1	8	11	1.5	95	42	27	*	15.4	25	*	24	70	0.7	3.4
-120-M 67	1	8	11	1.5	120	67	27	*	18	32	*	24	94	0.8	5.4
-125-M 42	1	8	11	1.5	125	42	57	*	15.4	25	*	24	100	0.8	4.3
-150-M 67	1	8	11	1.5	150	67	57	*	18	32	*	24	124	1	5.9
-M 97	1	8	11	1.5	150	97	27	*	21.2	32	*	24	124	0.9	7.9
-155-M 42	2	8	11	1.5	155	42	33	54	15.4	25	39	24	130	1.1	4.3
-180-M 67	2	8	11	1.5	180	67	30	57	18	32	46	24	154	1.4	5.9
-M 97	1	8	11	1.5	180	97	57	*	21.2	32	*	24	154	1	8.7
-210-M 97	2	8	11	1.5	210	97	30	57	21.2	32	46	24	184	1.4	8.7
-SLSB8- 95-M 42	1	8	13	2.5	95	42	27	*	17.4	32	*	24	69	0.8	2.1
-120-M 67	1	8	13	2.5	120	67	27	*	20	32	*	24	94	0.9	3.5
-125-M 42	1	8	13	2.5	125	42	57	*	17.4	32	*	24	99	1	2.4
-150-M 67	1	8	13	2.5	150	67	57	*	20	32	*	24	124	1	4
-M 97	1	8	13	2.5	150	97	27	*	23.2	32	*	24	124	0.9	5.2
-155-M 42	2	8	13	2.5	155	42	30	57	17.4	32	46	24	129	1.4	2.4
-180-M 67	2	8	13	2.5	180	67	30	57	20	32	46	24	154	1.4	4
-M 97	1	8	13	2.5	180	97	57	*	23.2	32	*	24	154	1.1	6
-M127	1	8	13	2.5	180	127	27	*	26.3	32	*	24	154	1	7

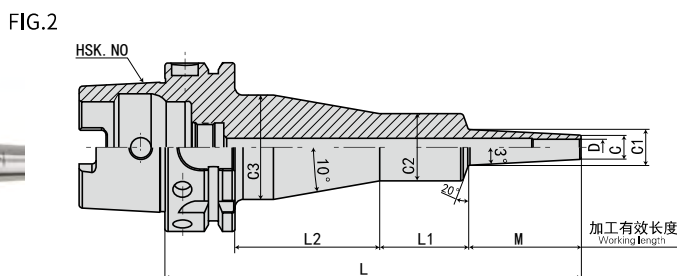
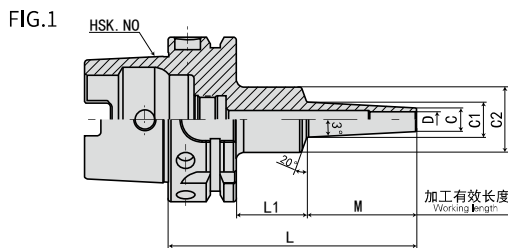
规格说明:

HSK63A - SLFB - 6 - 75 - M22

- 锥柄形式 Taper size
- 功能代号 Holder type
- 刀杆直径 Diameter
- L 长度 Length (L)
- 加工有效长度 Working length

·HSK63A-SL 热缩刀柄 (3°一体型)

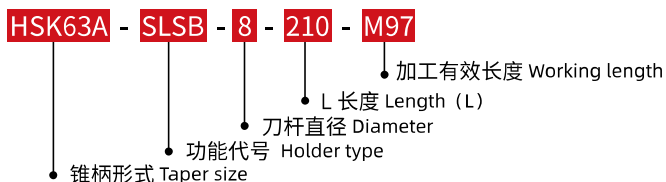
HSK63A-SL SHRINK FIT HOLDER(3° MONO)



■ 注意事项
刀具安装 插入刀具时, 请务必将刀具插入比安全记号更深的位置。

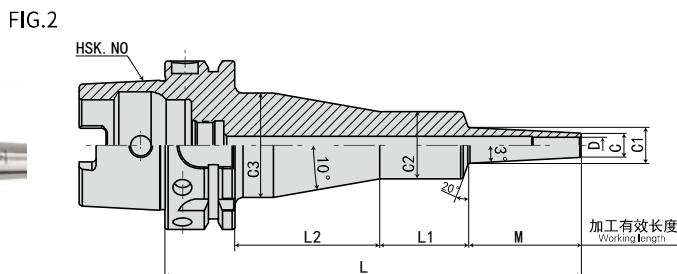
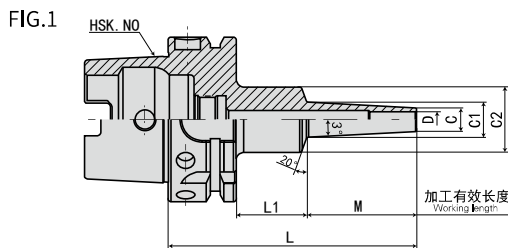
型号 Model	FIG	D	C	t	L	M	L1	L2	C1	C2	C3	H	h	重量 KGS	S
HSK63A-SLSB8-210-M 97	2	8	13	2.5	210	97	30	57	23.2	32	46	24	184	1.5	6
-M127	1	8	13	2.5	210	127	57	*	26.3	32	*	24	184	1.2	8.1
-M157	1	8	13	2.5	210	157	27	*	29.5	42	*	24	185	1.2	8
-240-M127	2	8	13	2.5	240	127	30	57	26.3	32	46	24	214	1.6	8.1
-M157	1	8	13	2.5	240	157	57	*	29.5	42	*	24	214	1.5	8.6
-270-M157	2	8	13	2.5	270	157	28	59	29.5	42	53	24	242	2	8.7
-SLRB8- 75-M 22	1	8	18	5	75	22	27	*	20.3	32	*	24	49	0.8	0.7
- 95-M 42	1	8	18	5	95	42	27	*	22.4	32	*	24	69	0.9	1.1
-105-M 22	1	8	18	5	105	22	57	*	20.3	32	*	24	79	1	0.9
-120-M 67	1	8	18	5	120	67	27	*	25	32	*	24	94	0.9	1.7
-125-M 42	1	8	18	5	125	42	57	*	22.4	32	*	24	99	1	1.4
-135-M 22	2	8	18	5	135	22	30	57	20.3	32	46	24	109	1.4	1
-150-M 67	1	8	18	5	150	67	57	*	25	32	*	24	124	1.1	2.2
-155-M 42	2	8	18	5	155	42	30	57	22.4	32	46	24	129	1.4	1.4
-180-M 67	2	8	18	5	180	67	30	57	25	32	46	24	155	1.5	2.2
-SLFB8- 75-M 22	1	8	18	5	75	22	27	*	20.3	32	*	24	49	0.8	0.7
- 95-M 42	1	8	18	5	95	42	27	*	22.4	32	*	24	69	0.9	1.1
-105-M 22	1	8	18	5	105	22	57	*	20.3	32	*	24	79	1	0.9
-120-M 67	1	8	18	5	120	67	27	*	25	32	*	24	94	0.9	1.7
-125-M 42	1	8	18	5	125	42	57	*	22.4	32	*	24	99	1	1.4
-135-M 22	2	8	18	5	135	22	30	57	20.3	32	46	24	109	1.4	1
-150-M 67	1	8	18	5	150	67	57	*	25	32	*	24	124	1.1	2.2
-155-M 42	2	8	18	5	155	42	30	57	22.4	32	46	24	129	1.4	1.4
-180-M 67	2	8	18	5	180	67	30	57	25	36	46	24	154	1.5	2.2

规格说明:



·HSK63A-SL 热缩刀柄 (3°一体型)

HSK63A-SL SHRINK FIT HOLDER(3° MONO)



安全记号
(Safety mark)

壁厚
(Thickness)

t

■ 注意事项

刀具安装 插入刀具时, 请务必将刀具插入比安全记号更深的位置。

最短夹持长度
(Minimum insert length of the tool)

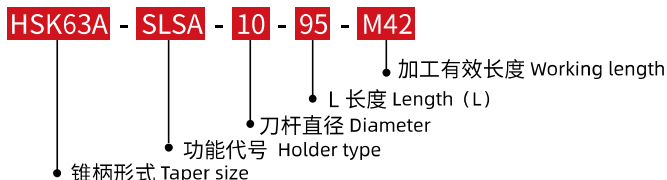
H

刀具最大插入长度
(Maximum insert length of the tool)

h

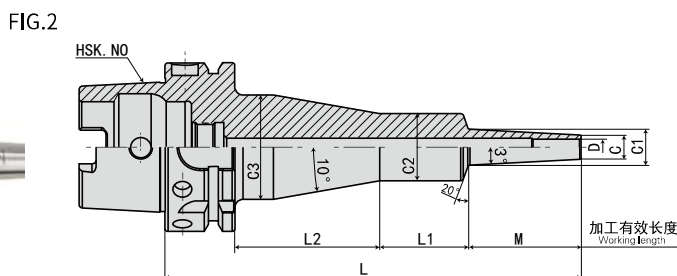
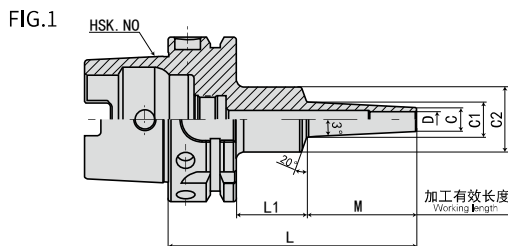
型号 Model	FIG	D	C	t	L	M	L1	L2	C1	C2	C3	H	h	重量 KGS	S
HSK63A-SLSA10- 95-M 42	1	10	13	1.5	95	42	27	*	17.4	25	*	30	70	0.8	2.6
-120-M 67	1	10	13	1.5	120	67	27	*	20	32	*	30	94	0.8	4
-125-M 42	1	10	13	1.5	125	42	57	*	17.4	25	*	30	100	0.8	3.6
-150-M 67	1	10	13	1.5	150	67	57	*	20	32	*	30	124	1	4.6
-M 97	1	10	13	1.5	150	97	27	*	23.2	32	*	30	124	0.9	6
-155-M 42	2	10	13	1.5	155	42	33	54	17.4	25	39	30	130	1.1	3.5
-180-M 67	2	10	13	1.5	180	67	30	57	20	32	46	30	154	1.4	4.6
-M 97	1	10	13	1.5	180	97	57	*	23.2	32	*	30	154	1.1	6.9
-210-M 97	2	10	13	1.5	210	97	30	57	23.2	32	46	30	184	1.5	6.9
-SLSB10- 95-M 42	1	10	16	3	95	42	27	*	20.4	32	*	30	69	0.8	1.4
-120-M 67	1	10	16	3	120	67	27	*	23	32	*	30	94	0.9	2.4
-125-M 42	1	10	16	3	125	42	57	*	20.4	32	*	30	99	1	1.8
-150-M 67	1	10	16	3	150	67	57	*	23	32	*	30	124	1	3
-M 97	1	10	16	3	150	97	27	*	26.2	32	*	30	124	1	3.6
-155-M 42	2	10	16	3	155	42	30	57	20.4	32	46	30	129	1.4	1.8
-180-M 67	2	10	16	3	180	67	30	57	23	32	46	30	154	1.4	3
-M 97	1	10	16	3	180	97	57	*	26.2	32	*	30	154	1.1	4.5
-M127	1	10	16	3	180	127	27	*	29.3	42	*	30	155	1.2	4.5
-210-M 97	2	10	16	3	210	97	30	57	26.2	32	46	30	184	1.5	4.5
-M127	1	10	16	3	210	127	57	*	29.3	42	*	30	182	1.4	4.9
-M157	1	10	16	3	210	157	27	*	32.5	42	*	30	185	1.3	5.6
-240-M127	2	10	16	3	240	127	28	59	29.3	42	53	30	212	1.9	5.0
-M157	1	10	16	3	240	157	57	*	32.5	42	*	30	215	1.8	5.8
-270-M157	2	10	16	3	270	157	28	59	32.5	42	53	30	242	2.1	6.2

规格说明:



·HSK63A-SL 热缩刀柄 (3°一体型)

HSK63A-SL SHRINK FIT HOLDER(3° MONO)



安全记号
(Safety mark)

H

D1

壁厚
(Thickness)

t

■ 注意事项

刀具安装 插入刀具时, 请务必将刀具插入比安全记号更深的位置。

最短夹持长度
(Minimum insert length of the tool)

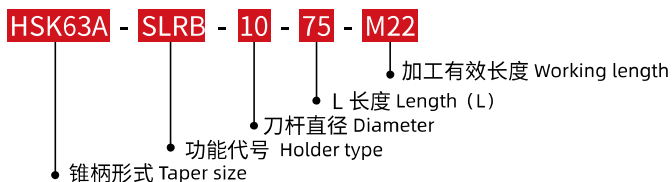
刀具最大插入长度
(Maximum insert length of the tool)

H

h

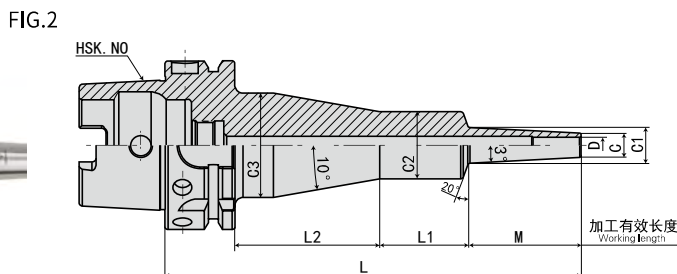
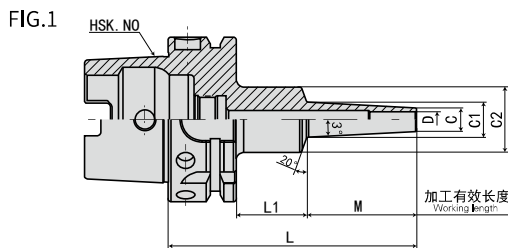
型号 Model	FIG	D	C	t	L	M	L1	L2	C1	C2	C3	H	h	重量 KGS	S
HSK63A-SLRB10- 75-M 22	1	10	22	6	75	22	27	*	24.3	32	*	30	49	0.8	0.6
- 95-M 42	1	10	22	6	95	42	27	*	26.4	32	*	30	68	0.9	0.8
-105-M 22	1	10	22	6	105	22	57	*	24.3	32	*	30	79	1	0.8
-120-M 67	1	10	22	6	120	67	27	*	29	42	*	30	94	1.1	1.1
-125-M 42	1	10	22	6	125	42	57	*	26.4	32	*	30	99	1.1	1.2
-135-M 22	2	10	22	6	135	22	30	57	24.3	32	46	30	109	1.4	0.9
-150-M 67	1	10	22	6	150	67	57	*	29	42	*	30	124	1.3	1.3
-155-M 42	2	10	22	6	155	42	30	57	26.4	32	46	30	129	1.5	1.2
-180-M 67	2	10	22	6	180	67	28	59	29	42	53	30	154	1.8	1.3
-SLFB10- 75-M 22	1	10	22	6	75	22	27	*	24.3	32	*	30	49	0.8	0.6
- 95-M 42	1	10	22	6	95	42	27	*	26.4	32	*	30	69	0.9	0.8
-105-M 22	1	10	22	6	105	22	57	*	24.3	32	*	30	79	1	0.8
-120-M 67	1	10	22	6	120	67	27	*	29	42	*	30	94	1.1	1.1
-125-M 42	1	10	22	6	125	42	57	*	26.4	32	*	30	99	1.1	1.2
-135-M 22	2	10	22	6	135	22	30	57	24.3	32	46	30	109	1.4	0.9
-150-M 67	1	10	22	6	150	67	57	*	29	42	*	30	124	1.3	1.3
-155-M 42	2	10	22	6	155	42	30	57	26.4	32	46	30	129	1.5	1.2
-180-M 67	2	10	22	6	180	67	28	59	29	42	53	30	154	1.8	1.3
-SLSA12- 95-M 42	1	12	15	1.5	95	42	27	*	19.4	32	*	30	69	0.8	1.8
-120-M 67	1	12	15	1.5	120	67	27	*	22	32	*	30	94	0.8	3.3
-125-M 42	1	12	15	1.5	125	42	57	*	19.4	32	*	30	99	1	2.3
-150-M 67	1	12	15	1.5	150	67	57	*	22	32	*	30	124	1	3.9
-M 97	1	12	15	1.5	150	97	27	*	25.2	32	*	30	124	0.9	4.9
-155-M 42	2	12	15	1.5	155	42	30	57	19.4	32	46	30	129	1.4	2.3
-180-M 67	2	12	15	1.5	180	67	30	57	22	32	46	30	154	1.4	3.9
-M 97	1	12	15	1.5	180	97	57	*	25.2	32	*	30	154	1.1	5.8
-210-M 97	2	12	15	1.5	210	97	30	57	25.2	32	46	30	184	1.5	5.8

规格说明:



·HSK63A-SL 热缩刀柄 (3°一体型)

HSK63A-SL SHRINK FIT HOLDER(3° MONO)



安全记号 (Safety mark)

壁厚 (Thickness) t

最短夹持长度 (Minimum insert length of the tool) H

刀具最大插入长度 (Maximum insert length of the tool) h

■ 注意事项

刀具安装 插入刀具时, 请务必将刀具插入比安全记号更深的位置。

型号 Model	FIG	D	C	t	L	M	L1	L2	C1	C2	C3	H	h	重量 KGS	S
HSK63A-SLSB12- 95-M 42	1	12	19	3.5	95	42	27	*	23.4	32	*	30	69	0.8	1.1
-120-M 67	1	12	19	3.5	120	67	27	*	26	32	*	30	94	0.9	1.8
-125-M 42	1	12	19	3.5	125	42	57	*	23.4	32	*	30	99	1	1.5
-150-M 67	1	12	19	3.5	150	67	57	*	26	32	*	30	124	1.1	2.5
-M 97	1	12	19	3.5	150	97	27	*	29.2	42	*	30	125	1.1	2.4
-155-M 42	2	12	19	3.5	155	42	30	57	23.4	32	46	30	129	1.4	1.6
-180-M 67	2	12	19	3.5	180	67	30	57	26	32	46	30	154	1.5	2.5
-M 97	1	12	19	3.5	180	97	57	*	29.2	42	*	30	152	1.4	2.8
-M127	1	12	19	3.5	180	127	27	*	32.3	42	*	30	155	1.3	3.3
-210-M 97	1	12	19	3.5	210	97	87	*	29.2	50	*	30	180	1.9	2.8
-M127	1	12	19	3.5	210	127	57	*	32.3	50	*	30	180	1.7	3.5
-M157	1	12	19	3.5	210	157	27	*	35.5	42	*	30	185	1.4	4.1
-240-M127	1	12	19	3.5	240	127	87	*	32.3	50	*	30	215	2.1	3.8
-M157	1	12	19	3.5	240	157	57	*	35.5	42	*	30	212	1.7	4.7
-270-M157	2	12	19	3.5	270	157	28	59	35.5	42	53	30	242	2.2	4.8
-SLRB12- 75-M 22	1	12	26	7	75	22	27	*	28.3	42	*	30	50	0.9	0.4
- 95-M 42	1	12	26	7	95	42	27	*	30.4	42	*	30	70	1	0.6
-105-M 22	1	12	26	7	105	22	57	*	28.3	42	*	30	77	1.2	0.5
-120-M 67	1	12	26	7	120	67	27	*	33	42	*	30	95	1.2	0.8
-125-M 42	1	12	26	7	125	42	57	*	30.4	42	*	30	97	1.3	0.7
-135-M 22	2	12	26	7	135	22	28	59	28.3	42	53	30	107	1.7	0.6
-150-M 67	1	12	26	7	150	67	57	*	33	42	*	30	122	1.4	1.1
-155-M 42	2	12	26	7	155	42	28	59	30.4	42	53	30	127	1.8	0.8
-180-M 67	2	12	26	7	180	67	28	59	33	42	53	30	152	1.9	1.1

规格说明:

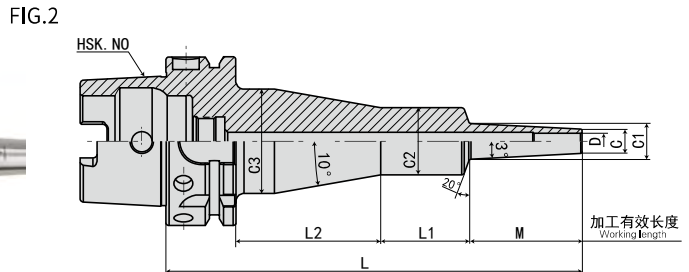
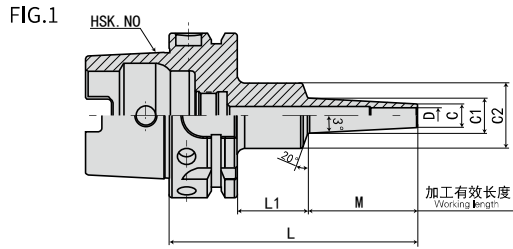
HSK63A - SLSB - 12 - 95 - M42

- 锥柄形式 Taper size
- 功能代号 Holder type
- 刀杆直径 Diameter
- L 长度 Length (L)
- 加工有效长度 Working length

SHRINK FIT TOOL HOLDER SERIES
热缩刀柄系列

·HSK63A-SL 热缩刀柄 (3°一体型)

HSK63A-SL SHRINK FIT HOLDER(3° MONO)



安全记号 (Safety mark)

壁厚 (Thickness) **t**

最短夹持长度 (Minimum insert length of the tool) **H**

刀具最大插入长度 (Maximum insert length of the tool) **h**

■ 注意事项

刀具安装 插入刀具时, 请务必将刀具插入比安全记号更深的位置。

型号 Model	FIG	D	C	t	L	M	L1	L2	C1	C2	C3	H	h	重量 KGS	S
HSK63A-SLFB12- 75-M 22	1	12	26	7	75	22	27	*	28.3	42	*	30	50	0.9	0.4
- 95-M 42	1	12	26	7	95	42	27	*	30.4	42	*	30	70	1	0.6
-105-M 22	1	12	26	7	105	22	57	*	28.3	42	*	30	77	1.2	0.5
-120-M 67	1	12	26	7	120	67	27	*	33	42	*	30	95	1.2	0.8
-125-M 42	1	12	26	7	125	42	57	*	30.4	42	*	30	97	1.3	0.7
-135-M 22	2	12	26	7	135	22	28	59	28.3	42	53	30	107	1.7	0.6
-150-M 67	1	12	26	7	150	67	57	*	33	42	*	30	122	1.4	1.1
-155-M 42	1	12	26	7	155	42	28	59	30.4	42	53	30	127	1.8	0.8
-180-M 67	2	12	26	7	180	67	28	59	33	42	53	30	152	1.9	1.1
-SLSB16- 95-M 42	1	16	24	4	95	42	27	*	28.4	42	*	32	70	1	0.7
-120-M 67	1	16	24	4	120	67	27	*	31	42	*	32	95	1.1	1.1
-125-M 42	1	16	24	4	125	42	57	*	28.4	42	*	32	97	1.2	0.9
-150-M 67	1	16	24	4	150	67	57	*	31	42	*	32	122	1.3	1.4
-M 97	1	16	24	4	150	97	27	*	34.2	42	*	32	125	1.2	1.7
-155-M 42	1	16	24	4	155	42	87	*	28.4	50	*	32	130	1.7	0.9
-180-M 67	2	16	24	4	180	67	28	59	31	42	53	32	152	1.8	1.5
-M 97	1	16	24	4	180	97	57	*	34.2	42	*	32	152	1.4	2.1
-M127	1	16	24	4	180	127	27	*	37.3	53	*	32	155	1.5	2.1
-210-M 97	2	16	24	4	210	97	28	59	34.2	42	53	32	182	2	2.1
-M127	1	16	24	4	210	127	57	*	37.3	53	*	32	181	1.9	2.3
-M157	1	16	24	4	210	157	27	*	40.5	53	*	32	185	1.7	2.7
-240-M127	1	16	24	4	240	127	87	*	37.3	53	*	32	211	2.3	2.6
-M157	1	16	24	4	240	157	57	*	40.5	53	*	32	215	2.1	2.9
-270-M157	1	16	24	4	270	157	87	*	40.5	53	*	32	241	2.5	3.2

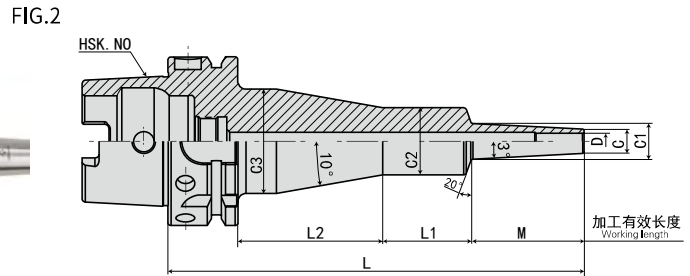
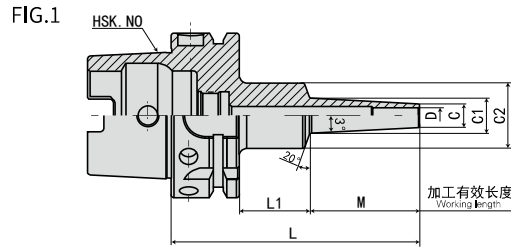
规格说明:

HSK63A - SLFB - 12 - 75 - M22



·HSK63A-SL 热缩刀柄 (3°一体型)

HSK63A-SL SHRINK FIT HOLDER(3° MONO)



安全记号
(Safety mark)

H

Di

壁厚
(Thickness)

t

■ 注意事项

刀具安装 插入刀具时, 请务必将刀具插入比安全记号更深的位置。

最短夹持长度
(Minimum insert length of the tool)

H

刀具最大插入长度
(Maximum insert length of the tool)

h

型号 Model	FIG	D	C	t	L	M	L1	L2	C1	C2	C3	H	h	重量 KGS	S
HSK63A-SLRB16- 75-M 22	1	16	32	8	75	22	27	*	34.3	42	*	32	50	1	0.3
- 95-M 42	1	16	32	8	95	42	27	*	36.4	42	*	32	70	1.1	0.5
-105-M 22	1	16	32	8	105	22	57	*	34.3	42	*	32	77	1.2	0.5
-120-M 67	1	16	32	8	120	67	27	*	39	42	*	32	95	1.3	0.7
-125-M 42	1	16	32	8	125	42	57	*	36.4	42	*	32	97	1.3	0.7
-135-M 22	2	16	32	8	135	22	28	59	34.3	42	53	32	107	1.7	0.5
-150-M 67	1	16	32	8	150	67	57	*	39	42	*	32	122	1.5	0.9
-155-M 42	2	16	32	8	155	42	28	59	36.4	42	53	32	127	1.9	0.7
-180-M 67	2	16	32	8	180	67	28	59	39	42	53	32	152	2	1
-SLFB16- 75-M 22	1	16	32	8	75	22	27	*	34.3	42	*	32	50	1	0.3
- 95-M 42	1	16	32	8	95	42	27	*	36.4	42	*	32	70	1.1	0.5
-105-M 22	1	16	32	8	105	22	57	*	34.3	42	*	32	77	1.2	0.5
-120-M 67	1	16	32	8	120	67	27	*	39	42	*	32	95	1.3	0.7
-125-M 42	1	16	32	8	125	42	57	*	36.4	42	*	32	97	1.3	0.7
-135-M 22	2	16	32	8	135	22	28	59	34.3	42	53	32	107	1.7	0.5
-150-M 67	1	16	32	8	150	67	57	*	39	50	*	32	120	1.7	0.7
-155-M 42	2	16	32	8	155	42	28	59	36.4	42	53	32	127	1.9	0.7
-180-M 67	2	16	32	8	180	67	28	59	39	42	53	32	152	2	1
-SLSB20- 95-M 42	1	20	29	4.5	95	42	27	*	33.4	42	*	40	70	1	0.5
-120-M 67	1	20	29	4.5	120	67	27	*	36	42	*	40	95	1.1	0.9
-125-M 42	1	20	29	4.5	125	42	57	*	33.4	42	*	40	97	1.2	0.8
-150-M 67	1	20	29	4.5	150	67	57	*	36	42	*	40	122	1.4	1.2
-M 97	1	20	29	4.5	150	97	27	*	39.2	53	*	40	125	1.4	1.1
-155-M 42	1	20	29	4.5	155	42	87	*	33.4	50	*	40	130	1.8	0.8
-180-M 67	2	20	29	4.5	180	67	28	59	36	42	53	40	152	1.9	1.2
-M 97	1	20	29	4.5	180	97	57	*	39.2	53	*	40	151	1.8	1.3
-M127	1	20	29	4.5	180	127	27	*	42.3	53	*	40	155	1.6	1.5

规格说明:

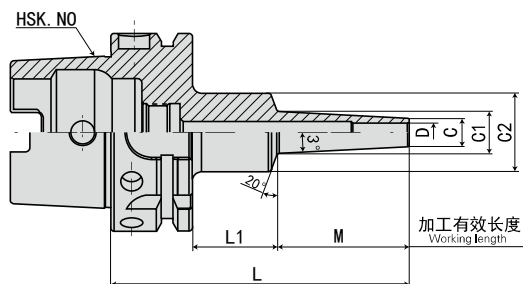
HSK63A - **SLRB** - **16** - **75** - **M22**

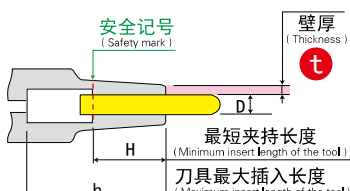
- 锥柄形式 Taper size
- 功能代号 Holder type
- 刀杆直径 Diameter
- L 长度 Length (L)
- 加工有效长度 Working length

 SHRINK FIT TOOL HOLDER SERIES
热缩刀柄系列

·HSK63A-SL 热缩刀柄 (3°一体型)





HSK63A-SL SHRINK FIT HOLDER(3° MONO)



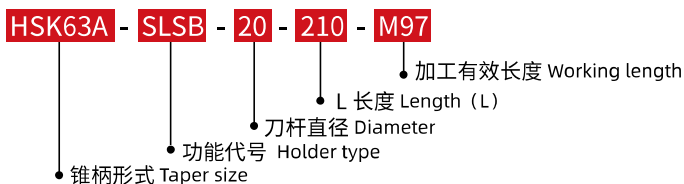


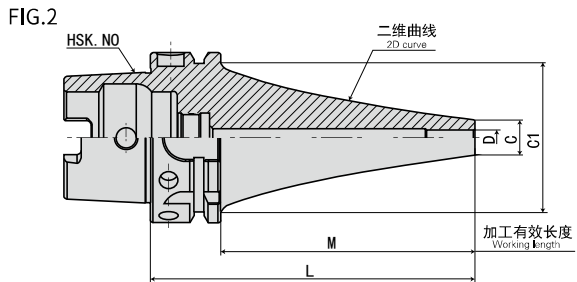
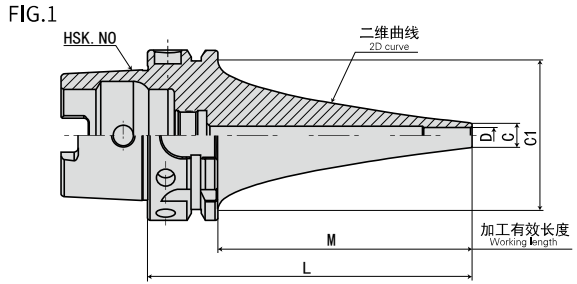
■ 注意事项

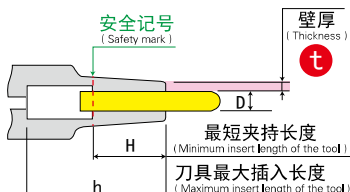
刀具安装 插入刀具时，请务必将刀具插入比安全记号更深的位置。

型号 Model	D	C	t	L	M	L1	C1	C2	H	h	重量 KGS	S
HSK63A-SLSB20-210-M 97	20	29	4.5	210	97	87	39.2	53	40	181	2.2	1.6
-M127	20	29	4.5	210	127	57	42.3	53	40	181	2	1.8
-M157	20	29	4.5	210	157	27	45.5	53	40	185	1.9	1.9
-240-M127	20	29	4.5	240	127	87	42.3	53	40	211	2.3	2.1
-M157	20	29	4.5	240	157	57	45.5	53	40	211	2.4	2.2
-270-M157	20	29	4.5	270	157	87	45.5	53	40	241	2.7	2.6
-SLRB20- 95-M 42	20	38	9	95	42	27	42.4	53	40	70	1.3	0.3
-120-M 67	20	38	9	120	67	27	45	53	40	95	1.5	0.5
-125-M 42	20	38	9	125	42	57	42.4	53	40	96	1.7	0.4
-150-M 67	20	38	9	150	67	57	45	53	40	121	1.9	0.6
-155-M 42	20	38	9	155	42	87	42.4	53	40	126	2.1	0.6
-180-M 67	20	38	9	180	67	87	45	53	40	151	2.3	0.8
-SLFB20- 95-M 42	20	38	9	95	42	27	42.4	53	40	70	1.3	0.3
 -120-M 67	20	38	9	120	67	27	45	53	40	95	1.5	0.5
 -125-M 42	20	38	9	125	42	57	42.4	53	40	96	1.7	0.4
-150-M 67	20	38	9	150	67	57	45	50	40	120	1.9	0.7
-155-M 42	20	38	9	155	42	87	42.4	50	40	125	2	0.6
-180-M 67	20	38	9	180	67	87	45	53	40	151	2.3	0.8
-SLRB25- 95-M 42	25	45	10	95	42	27	49.4	53	45	70	1.4	0.3
-125-M 42	25	45	10	125	42	57	49.4	53	45	96	1.8	0.4
-155-M 42	25	45	10	155	42	87	49.4	53	45	126	2.2	0.6
-SLFB25- 95-M 42	25	45	10	95	42	27	49.4	53	45	70	1.4	0.3
 -125-M 42	25	45	10	125	42	57	49.4	53	45	96	1.8	0.4
 -155-M 42	25	45	10	155	42	87	49.4	53	45	126	2.2	0.6
-SLRB32-110-M 42	32	54	11	110	42	42	58.4	63	50	84	1.8	0.3

规格说明:



·HSK63A-SL 热缩刀柄 (CV 曲线型) HSK63A-SL SHRINK FIT HOLDER(CV CURVE)




■ 注意事项

刀具安装 插入刀具时, 请务必将刀具插入比安全记号更深的位置。

型号 Model	FIG	D	C	t	L	M	C1	H	h	重量 KGS	S
HSK63A-SLSA4- 90CV	1	4	7	1.5	90	64	53	12	65	1	1.8
-120CV	1	4	7	1.5	120	94	53	12	95	1.1	2.7
-150CV	1	4	7	1.5	150	124	53	12	125	1.3	4
-180CV	1	4	7	1.5	180	154	53	12	154	1.4	6.6
-210CV	1	4	7	1.5	210	184	53	12	185	1.4	11.6
-240CV	1	4	7	1.5	240	214	53	12	214	1.6	14
-270CV	1	4	7	1.5	270	244	53	12	245	2	11.9
-300CV	1	4	7	1.5	300	274	53	12	275	2.1	15.9
-SLRA4-120CV	2	4	10	3	120	94	53	12	95	1	1.9
-150CV	2	4	10	3	150	124	53	12	125	1.1	2.9
-180CV	2	4	10	3	180	154	53	12	155	1.4	3.3
-210CV	2	4	10	3	210	184	53	12	185	1.4	5.6
-SLSA6- 90CV	1	6	9	1.5	90	64	53	18	65	1	1.6
-120CV	1	6	9	1.5	120	94	53	18	95	1.1	2.3
-150CV	1	6	9	1.5	150	124	53	18	125	1.3	3.6
-180CV	1	6	9	1.5	180	154	53	18	154	1.4	5.7
-210CV	1	6	9	1.5	210	184	53	18	184	1.6	7.3
-240CV	1	6	9	1.5	240	214	53	18	214	1.6	12
-270CV	1	6	9	1.5	270	244	53	18	245	2.1	8.5
-300CV	1	6	9	1.5	300	274	53	18	275	2.3	11.7
-SLRA6- 90CV	2	6	13	3.5	90	64	53	18	65	1	0.8
-120CV	2	6	13	3.5	120	94	53	18	95	1.1	1.2
-150CV	2	6	13	3.5	150	124	53	18	125	1.3	1.9
-180CV	2	6	13	3.5	180	154	53	18	155	1.4	2.8
-210CV	2	6	13	3.5	210	184	53	18	185	1.4	4.8

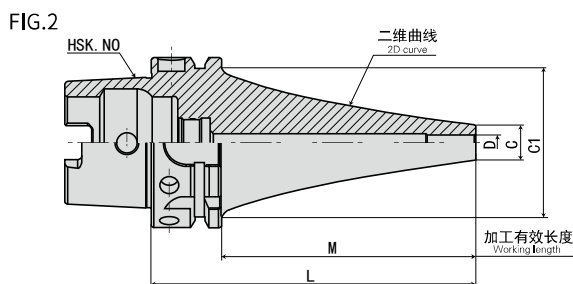
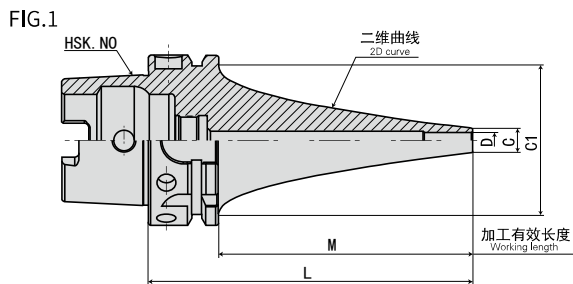
规格说明:

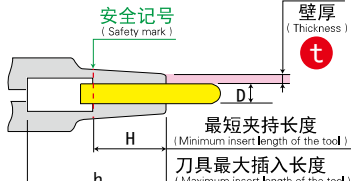
HSK63A - **SLSA** - **4** - **90** - **CV**

- 锥柄形式 Taper size
- 功能代号 Holder type
- 刀杆直径 Diameter
- L 长度 Length (L)
- 曲线型 Curve

 SHRINK FIT TOOL HOLDER SERIES
热缩刀柄系列

·HSK63A-SL 热缩刀柄 (CV 曲线型) HSK63A-SL SHRINK FIT HOLDER(CV CURVE)



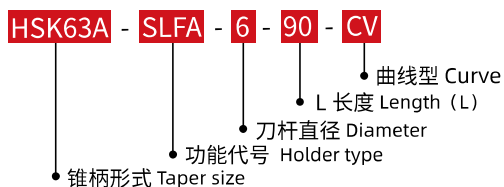


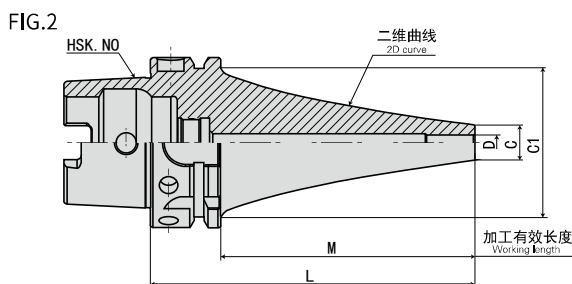
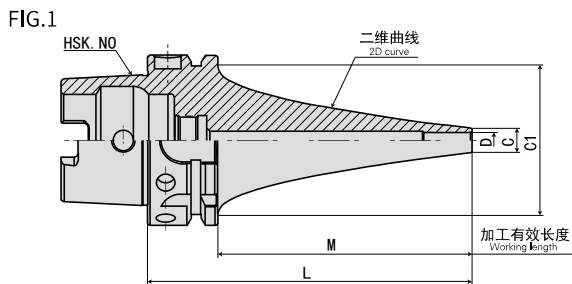


■ 注意事项

刀具安装 插入刀具时, 请务必将刀具插入比安全记号更深的位置。

型号 Model	FIG	D	C	t	L	M	C1	H	h	重量 KGS	S
HSK63A-SLFA6- 90CV	2	6	13	3.5	90	64	53	18	65	1	0.8
-120CV	2	6	13	3.5	120	94	53	18	95	1.1	1.2
-150CV	2	6	13	3.5	150	124	53	18	125	1.3	1.9
-180CV	2	6	13	3.5	180	154	53	18	155	1.4	2.8
-210CV	2	6	13	3.5	210	184	53	18	185	1.4	4.8
-SLSA8- 90CV	1	8	11	1.5	90	64	53	24	65	1	1.4
-120CV	1	8	11	1.5	120	94	53	24	94	1.1	2
-150CV	1	8	11	1.5	150	124	53	24	124	1.3	2.7
-180CV	1	8	11	1.5	180	154	53	24	155	1.4	5
-210CV	1	8	11	1.5	210	184	53	24	184	1.6	6.6
-240CV	1	8	11	1.5	240	214	53	24	214	1.8	8.3
-270CV	1	8	11	1.5	270	244	53	24	244	2.2	6.9
-300CV	1	8	11	1.5	300	274	53	24	274	2.4	8.9
-SLRA8- 90CV	2	8	16	4	90	64	53	24	65	1	0.7
-120CV	2	8	16	4	120	94	53	24	95	1.2	1
-150CV	2	8	16	4	150	124	53	24	125	1.4	1.4
-180CV	2	8	16	4	180	154	53	24	155	1.5	2
-210CV	2	8	16	4	210	184	53	24	185	1.6	3.5
-SLFA8- 90CV	2	8	16	4	90	64	53	24	65	1	0.7
-120CV	2	8	16	4	120	94	53	24	95	1.2	1
-150CV	2	8	16	4	150	124	53	24	125	1.4	1.4
-180CV	2	8	16	4	180	154	53	24	155	1.5	2
-210CV	2	8	16	4	210	184	53	24	185	1.6	3.5

规格说明:



·HSK63A-SL 热缩刀柄 (CV 曲线型) HSK63A-SL SHRINK FIT HOLDER(CV CURVE)


安全记号 (Safety mark)

壁厚 (Thickness) t

最短夹持长度 (Minimum insert length of the tool) H

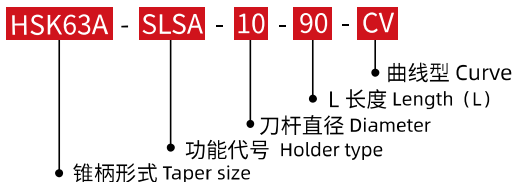
刀具最大插入长度 (Maximum insert length of the tool) h

■ 注意事项

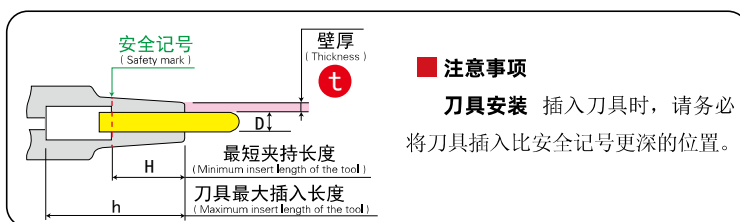
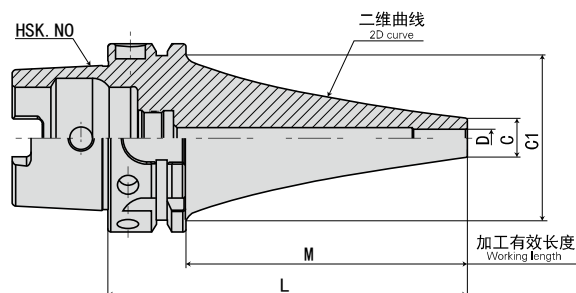
刀具安装 插入刀具时, 请务必将刀具插入比安全记号更深的位置。

型号 Model	FIG	D	C	t	L	M	C1	H	h	重量 KGS	S
HSK63A-SLSA10- 90CV	1	10	13	1.5	90	64	53	30	65	1	1.3
-120CV	1	10	13	1.5	120	94	53	30	94	1.3	1.3
-150CV	1	10	13	1.5	150	124	53	30	125	1.4	2.2
-180CV	1	10	13	1.5	180	154	53	30	154	1.6	3.4
-210CV	1	10	13	1.5	210	184	53	30	184	1.6	6
-240CV	1	10	13	1.5	240	214	53	30	212	2.1	5.8
-270CV	1	10	13	1.5	270	244	53	30	244	2.1	6.6
-300CV	1	10	13	1.5	300	274	53	30	274	2.3	8.6
-SLRA10- 90CV	2	10	19	4.5	90	64	53	30	65	1	0.6
-120CV	2	10	19	4.5	120	94	53	30	95	1.2	0.9
-150CV	2	10	19	4.5	150	124	53	30	125	1.3	1.4
-180CV	2	10	19	4.5	180	154	53	30	155	1.5	2
-210CV	2	10	19	4.5	210	184	53	30	185	1.6	3.1
-SLFA10- 90CV	2	10	19	4.5	90	64	53	30	65	1	0.6
-120CV	2	10	19	4.5	120	94	53	30	95	1.2	0.9
-150CV	2	10	19	4.5	150	124	53	30	125	1.3	1.4
-180CV	2	10	19	4.5	180	154	53	30	155	1.5	2
-210CV	2	10	19	4.5	210	184	53	30	185	1.6	3.1
-SLSA12- 90CV	1	12	15	1.5	90	64	53	30	64	1.1	0.9
-120CV	1	12	15	1.5	120	94	53	30	94	1.3	1.2
-150CV	1	12	15	1.5	150	124	53	30	124	1.4	2.4
-180CV	1	12	15	1.5	180	154	53	30	154	1.6	3.3
-210CV	1	12	15	1.5	210	184	53	30	184	1.8	4.6
-240CV	1	12	15	1.5	240	214	53	30	214	2.1	5.5
-270CV	1	12	15	1.5	270	244	53	30	244	2.3	5.4

规格说明:

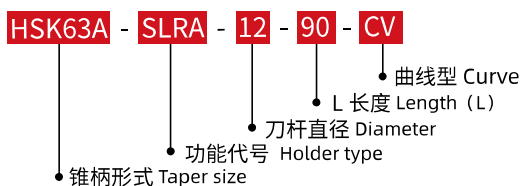


·HSK63A-SL 热缩刀柄 (CV 曲线型) HSK63A-SL SHRINK FIT HOLDER(CV CURVE)



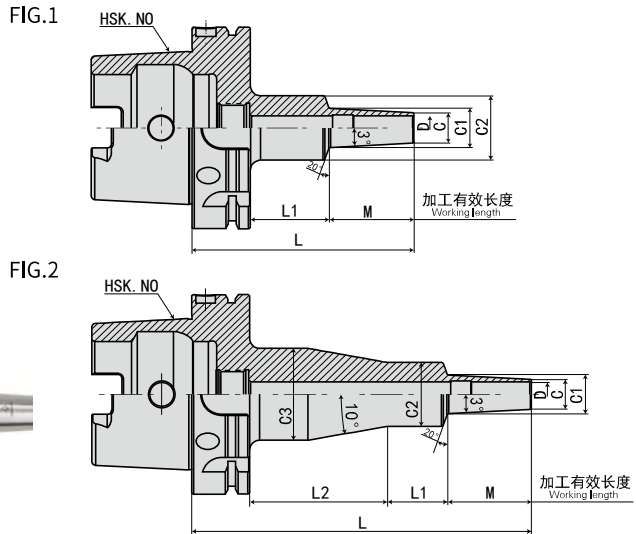
型号 Model	D	C	t	L	M	C1	H	h	重量 KGS	S
HSK63A-SLRA12- 90CV	12	22	5	90	64	53	30	64	1	0.6
-120CV	12	22	5	120	94	53	30	94	1.3	0.7
-150CV	12	22	5	150	124	53	30	124	1.5	1.1
-180CV	12	22	5	180	154	53	30	154	1.5	1.8
-210CV	12	22	5	210	184	53	30	184	1.6	2.8
-SLFA12- 90CV	12	22	5	90	64	53	30	64	1	0.6
-120CV	12	22	5	120	94	53	30	94	1.3	0.7
-150CV	12	22	5	150	124	53	30	124	1.5	1.1
-180CV	12	22	5	180	154	53	30	154	1.5	1.8
-210CV	12	22	5	210	184	53	30	184	1.6	2.8
-SLSB16- 90CV	16	21	2.5	90	64	53	32	62	1.1	0.6
-120CV	16	21	2.5	120	94	53	32	92	1.5	0.8
-150CV	16	21	2.5	150	124	53	32	122	1.6	1.5
-180CV	16	21	2.5	180	154	53	32	152	1.9	1.9
-210CV	16	21	2.5	210	184	53	32	182	2.1	3
-240CV	16	21	2.5	240	214	53	32	212	2.4	3.7
-270CV	16	21	2.5	270	244	53	32	242	2.7	4.6
-SLSB20- 90CV	20	26	3	90	64	51	40	62	1.2	0.5
-120CV	20	26	3	120	94	53	40	92	1.5	0.8
-150CV	20	26	3	150	124	53	40	122	1.7	1.3
-180CV	20	26	3	180	154	53	40	152	2	1.8
-210CV	20	26	3	210	184	53	40	182	2.4	2.3
-240CV	20	26	3	240	214	53	40	212	2.7	3
-270CV	20	26	3	270	244	53	40	242	3.1	3.4

规格说明:



·HSK100A-SL 热缩刀柄 (3°一体型)

HSK100A-SL SHRINK FIT HOLDER(3° MONO)



安全记号 (Safety mark)

壁厚 (Thickness) t

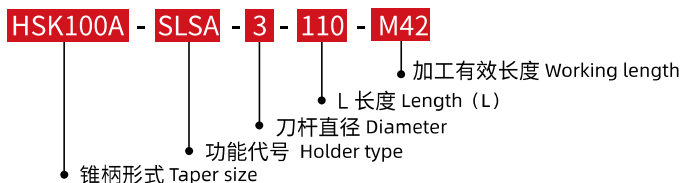
最短夹持长度 (Minimum insert length of the tool) H

刀具最大插入长度 (Maximum insert length of the tool) h

■ 注意事项
刀具安装 插入刀具时, 请务必将刀具插入比安全记号更深的位置。

型号 Model	FIG	D	C	t	L	M	L1	L2	C1	C2	C3	H	h	重量 KGS	S
HSK100A-SLSA3-110-M 42	1	3	6	1.5	110	42	39	*	10.4	26	*	9	80	2.2	9.4
-135-M 67	1	3	6	1.5	135	67	39	*	13	26	*	9	105	2.3	15.1
-140-M 42	1	3	6	1.5	140	42	69	*	10.4	26	*	9	110	2.3	10.1
-165-M 67	1	3	6	1.5	165	67	69	*	13	25	*	9	136	2.2	16
-M 97	1	3	6	1.5	165	97	39	*	16.2	26	*	9	135	2.3	21
-170-M 42	2	3	6	1.5	170	42	33	66	10.4	26	40	9	140	2.6	10
-195-M 67	2	3	6	1.5	195	67	33	66	13	26	40	9	165	2.6	15.9
-M 97	1	3	6	1.5	195	97	69	*	16.2	25	*	9	166	2.3	22.5
-225-M 97	2	3	6	1.5	225	97	33	66	16.2	26	40	9	195	2.7	22.2
-SLRA3- 90-M 22	1	3	7.5	2.25	90	22	39	*	9.8	26	*	9	60	2.2	2.9
-110-M 42	1	3	7.5	2.25	110	42	39	*	11.9	26	*	9	80	2.2	5.5
-120-M 22	1	3	7.5	2.25	120	22	69	*	9.8	25	*	9	91	2.2	3.3
-135-M 67	1	3	7.5	2.25	135	67	39	*	14.5	26	*	9	105	2.3	9
-140-M 42	1	3	7.5	2.25	140	42	69	*	11.9	26	*	9	110	2.3	6.1
-150-M 22	2	3	7.5	2.25	150	22	33	66	9.8	26	40	9	120	2.6	3.2
-165-M 67	1	3	7.5	2.25	165	67	69	*	14.5	25	*	9	136	2.6	10.1
-M 97	1	3	7.5	2.25	165	97	39	*	17.7	25	*	9	136	2.2	13.1
-170-M 42	2	3	7.5	2.25	170	42	33	66	11.9	26	40	9	140	2.6	6
-195-M 67	2	3	7.5	2.25	195	67	33	66	14.5	26	40	9	165	2.6	9.9
-M 97	1	3	7.5	2.25	195	97	69	*	17.7	26	*	9	165	2.4	14.7
-M127	1	3	7.5	2.25	195	127	39	*	20.8	36	*	9	165	2.4	15.8
-225-M 97	2	3	7.5	2.25	225	97	33	66	17.7	26	40	9	195	2.7	14.4
-M127	1	3	7.5	2.25	225	127	69	*	20.8	36	*	9	195	2.6	16.4
-255-M127	2	3	7.5	2.25	255	127	30	69	20.8	32	46	9	226	3	16.6

规格说明:


 SHRINK FIT TOOL HOLDER SERIES
热缩刀柄系列

·HSK100A-SL 热缩刀柄 (3°一体型)

HSK100A-SL SHRINK FIT HOLDER(3° MONO)



FIG.1

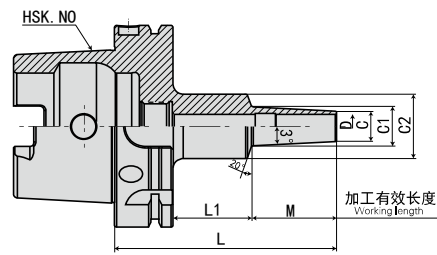
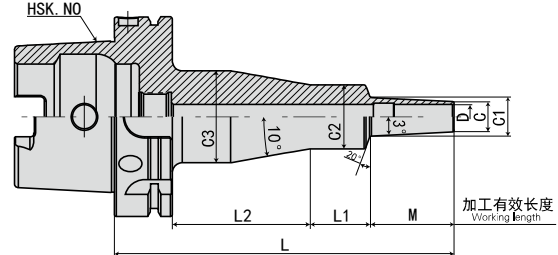


FIG.2



安全记号
(Safety mark)

壁厚
(Thickness)
t

最短夹持长度
(Minimum insert length of the tool)
H

刀具最大插入长度
(Maximum insert length of the tool)
h

■ 注意事项

刀具安装 插入刀具时, 请务必将刀具插入比安全记号更深的位置。

型号 Model	FIG	D	C	t	L	M	L1	L2	C1	C2	C3	H	h	重量 KGS	S
HSK100A-SLFB3- 90-M 22	1	3	9.5	3.25	90	22	39	*	11.8	26	*	9	60	2.2	1.9
-110-M 42	1	3	9.5	3.25	110	42	39	*	13.9	26	*	9	80	2.3	3.3
-120-M 22	1	3	9.5	3.25	120	22	69	*	11.8	26	*	9	90	2.3	2.3
-135-M 67	1	3	9.5	3.25	135	67	39	*	16.5	26	*	9	105	2.3	5.5
-140-M 42	1	3	9.5	3.25	140	42	69	*	13.9	25	*	9	111	2.2	4.1
-150-M 22	2	3	9.5	3.25	150	22	33	66	11.8	26	40	9	120	2.6	2.3
-165-M 67	1	3	9.5	3.25	165	67	69	*	16.5	25	*	9	136	2.3	6.7
-170-M 42	2	3	9.5	3.25	170	42	33	66	13.9	26	40	9	140	2.6	3.9
-195-M 67	2	3	9.5	3.25	195	67	33	66	16.5	26	40	9	165	2.6	6.3
-SLSA4-110-M 42	1	4	7	1.5	110	42	39	*	11.4	25	*	12	81	2.1	7.2
-135-M 67	1	4	7	1.5	135	67	39	*	14	25	*	12	106	2.2	11.8
-140-M 42	1	4	7	1.5	140	42	69	*	11.4	25	*	12	111	2.2	8
-165-M 67	1	4	7	1.5	165	67	69	*	14	25	*	12	136	2.3	13.1
-M 97	1	4	7	1.5	165	97	39	*	17.2	26	*	12	135	2.3	16.9
-170-M 42	2	4	7	1.5	170	42	33	66	11.4	26	40	12	140	2.6	8
-195-M 67	2	4	7	1.5	195	67	33	66	14	25	39	12	166	2.6	12.9
-M 97	1	4	7	1.5	195	97	69	*	17.2	25	*	12	166	2.3	18.7
-225-M 97	2	4	7	1.5	225	97	33	66	17.2	25	39	12	196	2.6	18.3
-SLRA4- 90-M 22	1	4	10	3	90	22	39	*	12.3	25	*	12	61	2.1	1.8
-110-M 42	1	4	10	3	110	42	39	*	14.4	25	*	12	81	2.2	3.2
-120-M 22	1	4	10	3	120	22	69	*	12.3	25	*	12	91	2.2	2.3
-135-M 67	1	4	10	3	135	67	39	*	17	25	*	12	106	2.2	5.3
-140-M 42	1	4	10	3	140	42	69	*	14.4	25	*	12	111	2.2	4
-150-M 22	2	4	10	3	150	22	33	66	12.3	26	40	12	120	2.6	2.2
-165-M 67	1	4	10	3	165	67	69	*	17	26	*	12	135	2.4	6.3
-M 97	1	4	10	3	165	97	39	*	20.2	25	*	12	136	2.2	8

规格说明:

HSK100A - SLFB - 3 - 90 - M22

- 锥柄形式 Taper size
- 功能代号 Holder type
- 刀杆直径 Diameter
- L 长度 Length (L)
- 加工有效长度 Working length



·HSK100A-SL 热缩刀柄 (3°一体型)

HSK100A-SL SHRINK FIT HOLDER(3° MONO)



FIG.1

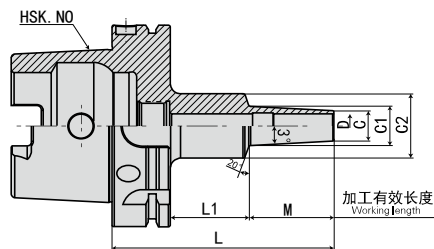
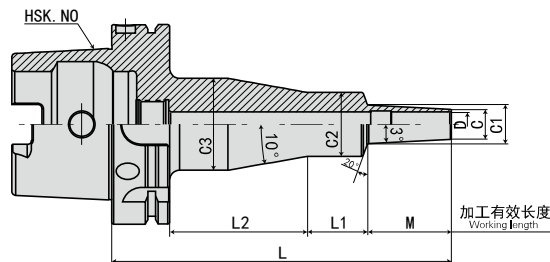


FIG.2



安全记号 (Safety mark) **壁厚** (Thickness) t

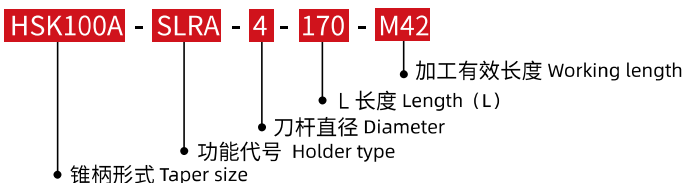
最短夹持长度 (Minimum insert length of the tool) H

刀具最大插入长度 (Maximum insert length of the tool) h

■ 注意事项
刀具安装 插入刀具时, 请务必将刀具插入比安全记号更深的位置。

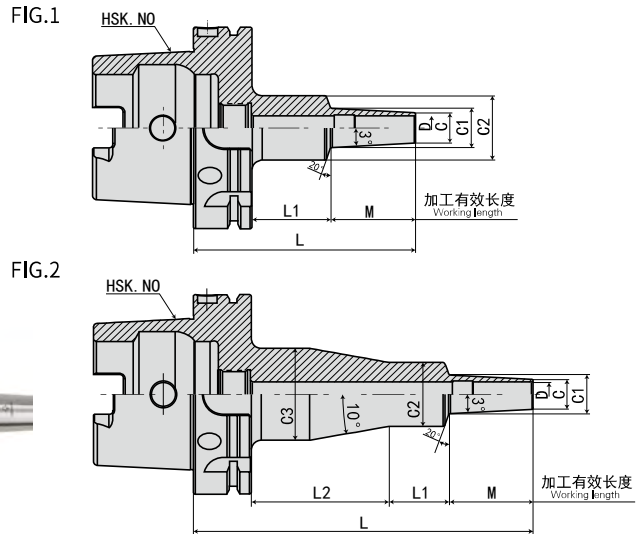
型号 Model	FIG	D	C	t	L	M	L1	L2	C1	C2	C3	H	h	重量 KGS	S
HSK100A-SLRA4-170-M 42	2	4	10	3	170	42	33	66	14.4	25	39	12	141	2.6	3.8
-195-M 67	2	4	10	3	195	67	33	66	17	25	39	12	166	2.6	6.3
-M 97	1	4	10	3	195	97	69	*	20.2	26	*	12	165	2.4	9.5
-M127	1	4	10	3	195	127	39	*	23.3	32	*	12	166	2.4	9.6
-225-M 97	2	4	10	3	225	97	33	66	20.2	26	40	12	195	2.7	9.2
-M127	1	4	10	3	225	127	69	*	23.3	32	*	12	196	2.6	10.7
-255-M127	2	4	10	3	255	127	30	69	23.3	32	46	12	226	3	10.4
-SLFB4- 90-M 22	1	4	12	4	90	22	39	*	14.3	25	*	12	61	2.1	1.4
-110-M 42	1	4	12	4	110	42	39	*	16.4	26	*	12	80	2.3	2.3
-120-M 22	1	4	12	4	120	22	69	*	14.3	25	*	12	91	2.2	1.9
-135-M 67	1	4	12	4	135	67	39	*	19	26	*	12	105	2.3	3.7
-140-M 42	1	4	12	4	140	42	69	*	16.4	25	*	12	111	2.3	3.1
-150-M 22	2	4	12	4	150	22	33	66	14.3	25	39	12	121	2.6	1.8
-165-M 67	1	4	12	4	165	67	69	*	19	26	*	12	135	2.4	4.7
-170-M 42	2	4	12	4	170	42	33	66	16.4	25	39	12	141	2.6	2.9
-195-M 67	2	4	12	4	195	67	33	66	19	25	39	12	166	2.6	4.7
-SLSA6-110-M 42	1	6	9	1.5	110	42	39	*	13.4	25	*	18	81	2.1	4.9
-135-M 67	1	6	9	1.5	135	67	39	*	16	25	*	18	106	2.2	8.2
-140-M 42	1	6	9	1.5	140	42	69	*	13.4	25	*	18	111	2.2	5.8
-165-M 67	1	6	9	1.5	165	67	69	*	16	25	*	18	136	2.3	9.5
-M 97	1	6	9	1.5	165	97	39	*	19.2	32	*	18	136	2.3	11.1
-170-M 42	2	6	9	1.5	170	42	33	66	13.4	25	39	18	141	2.6	5.6
-195-M 67	2	6	9	1.5	195	67	33	66	16	25	39	18	166	2.6	9.3
-M 97	1	6	9	1.5	195	97	69	*	19.2	32	*	18	166	2.4	11.9
-225-M 97	2	6	9	1.5	225	97	30	69	19.2	32	46	18	196	2.9	11.7

规格说明:



·HSK100A-SL 热缩刀柄 (3°一体型)

HSK100A-SL SHRINK FIT HOLDER(3° MONO)



安全记号 (Safety mark)

壁厚 (Thickness) t

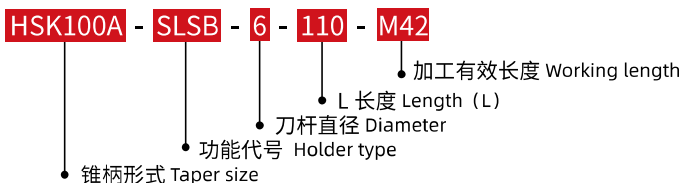
最短夹持长度 (Minimum insert length of the tool) H

刀具最大插入长度 (Maximum insert length of the tool) h

注意事项
刀具安装 插入刀具时, 请务必将刀具插入比安全记号更深的位置。

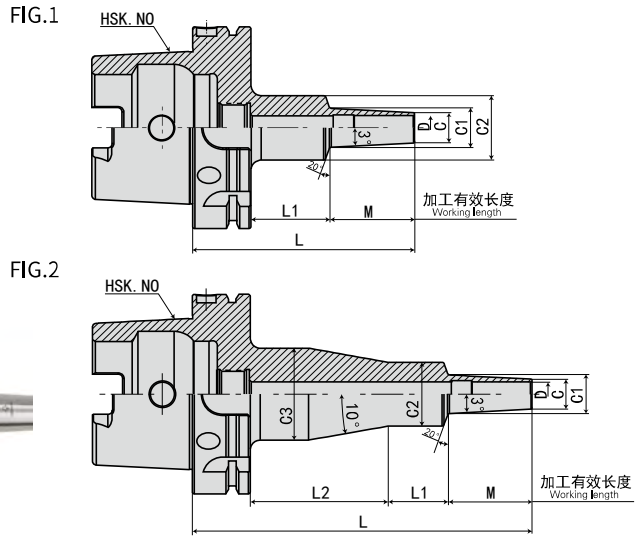
型号 Model	FIG	D	C	t	L	M	L1	L2	C1	C2	C3	H	h	重量 KGS	S
HSK100A-SLSB6-110-M 42	1	6	10	2	110	42	39	*	14.4	25	*	18	81	2.1	3.8
-135-M 67	1	6	10	2	135	67	39	*	17	25	*	18	106	2.2	6.3
-140-M 42	1	6	10	2	140	42	69	*	14.4	25	*	18	111	2.2	4.7
-165-M 67	1	6	10	2	165	67	69	*	17	25	*	18	136	2.3	7.7
-M 97	1	6	10	2	165	97	39	*	20.2	32	*	18	136	2.3	8.6
-170-M 42	2	6	10	2	170	42	33	66	14.4	26	40	18	140	2.6	4.6
-195-M 67	2	6	10	2	195	67	33	66	17	25	39	18	166	2.6	7.4
-M 97	1	6	10	2	195	97	69	*	20.2	36	*	18	165	2.6	9.5
-M127	1	6	10	2	195	127	39	*	23.3	32	*	18	166	2.4	11.3
-225-M 97	2	6	10	2	225	97	30	69	20.2	32	46	18	196	2.9	9.2
-M127	1	6	10	2	225	127	69	*	23.3	32	*	18	196	2.5	12.4
-M157	1	6	10	2	225	157	39	*	26.5	32	*	18	196	2.5	13.6
-255-M127	2	6	10	2	255	127	30	69	23.3	32	46	18	226	3	12.1
-M157	1	6	10	2	255	157	69	*	26.5	32	*	18	226	2.6	15.1
-285-M157	2	6	10	2	285	157	30	69	26.5	32	46	18	256	3.1	14.6
-SLRB6- 90-M 22	1	6	14	4	90	22	39	*	16.3	32	*	18	61	2.2	1
-110-M 42	1	6	14	4	110	42	39	*	18.4	32	*	18	81	2.3	1.6
-120-M 22	1	6	14	4	120	22	69	*	16.3	32	*	18	91	2.4	1.2
-135-M 67	1	6	14	4	135	67	39	*	21	32	*	18	106	2.3	2.7
-140-M 42	1	6	14	4	140	42	69	*	18.4	32	*	18	111	2.4	2
-150-M 22	2	6	14	4	150	22	30	69	16.3	32	46	18	121	2.8	1.2
-165-M 67	1	6	14	4	165	67	69	*	21	32	*	18	136	2.5	3.2
-170-M 42	2	6	14	4	170	42	30	69	18.4	32	46	18	141	2.9	1.9
-195-M 67	2	6	14	4	195	67	30	69	21	32	46	18	166	2.9	3.1

规格说明:



·HSK100A-SL 热缩刀柄 (3°一体型)

HSK100A-SL SHRINK FIT HOLDER(3° MONO)



安全记号 (Safety mark)

壁厚 (Thickness) t

最短夹持长度 (Minimum insert length of the tool) H

刀具最大插入长度 (Maximum insert length of the tool) h

■ 注意事项
刀具安装 插入刀具时, 请务必将刀具插入比安全记号更深的位置。

型号 Model	FIG	D	C	t	L	M	L1	L2	C1	C2	C3	H	h	重量 KGS	S
HSK100A-SLFB6- 90-M 22	1	6	14	4	90	22	39	*	16.3	32	*	18	61	2.2	1
-110-M 42	1	6	14	4	110	42	39	*	18.4	32	*	18	81	2.3	1.6
-120-M 22	1	6	14	4	120	22	69	*	16.3	32	*	18	91	2.4	1.2
-135-M 67	1	6	14	4	135	67	39	*	21	36	*	18	105	2.4	2.6
-140-M 42	1	6	14	4	140	42	69	*	18.4	32	*	18	111	2.4	2
-150-M 22	2	6	14	4	150	22	30	69	16.3	32	46	18	121	2.8	1.2
-165-M 67	1	6	14	4	165	67	69	*	21	32	*	18	136	2.5	3.2
-170-M 42	2	6	14	4	170	42	30	69	18.4	32	46	18	141	2.9	1.9
-195-M 67	2	6	14	4	195	67	30	69	21	32	46	18	166	2.9	3.1
-SLSA8-110-M 42	1	8	11	1.5	110	42	39	*	15.4	36	*	24	80	2.3	3.2
-135-M 67	1	8	11	1.5	135	67	39	*	18	32	*	24	106	2.3	5.5
-140-M 42	1	8	11	1.5	140	42	69	*	15.4	36	*	24	110	2.5	3.5
-165-M 67	1	8	11	1.5	165	67	69	*	18	36	*	24	135	2.5	5.8
-M 97	1	8	11	1.5	165	97	39	*	21.2	32	*	24	136	2.3	8.1
-170-M 42	2	8	11	1.5	170	42	28	71	15.4	36	50	24	140	3.1	3.4
-195-M 67	2	8	11	1.5	195	67	30	69	18	32	46	24	166	2.9	5.9
-M 97	1	8	11	1.5	195	97	69	*	21.2	32	*	24	166	2.5	8.9
-225-M 97	2	8	11	1.5	225	97	28	71	21.2	36	50	24	195	3.2	8.3
-SLSB8-110-M 42	1	8	13	2.5	110	42	39	*	17.4	32	*	24	81	2.2	2.1
-135-M 67	1	8	13	2.5	135	67	39	*	20	32	*	24	106	2.3	3.6
-140-M 42	1	8	13	2.5	140	42	69	*	17.4	32	*	24	111	2.4	2.6
-165-M 67	1	8	13	2.5	165	67	69	*	20	32	*	24	136	2.4	4.2
-M 97	1	8	13	2.5	165	97	39	*	23.2	32	*	24	136	2.4	5.4

规格说明:

HSK100A - SLFB - 6 - 90 - M22

- 锥柄形式 Taper size
- 功能代号 Holder type
- 刀杆直径 Diameter
- L 长度 Length (L)
- 加工有效长度 Working length

 SHRINK FIT TOOL HOLDER SERIES
热缩刀柄系列

·HSK100A-SL 热缩刀柄 (3°一体型)

HSK100A-SL SHRINK FIT HOLDER(3° MONO)



FIG.1

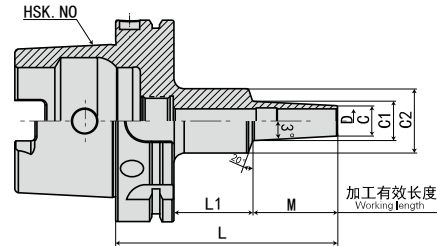
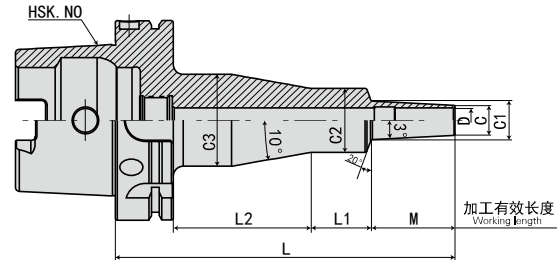


FIG.2



安全记号
(Safety mark)

壁厚
(Thickness)
t

最短夹持长度
(Minimum insert length of the tool)
H

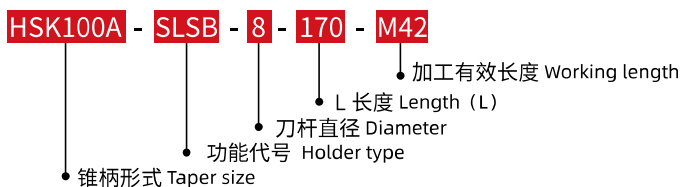
刀具最大插入长度
(Maximum insert length of the tool)
h

■ 注意事项

刀具安装 插入刀具时, 请务必将刀具插入比安全记号更深的位置。

型号 Model	FIG	D	C	t	L	M	L1	L2	C1	C2	C3	H	h	重量 KGS	S
HSK100A-SLSB8-170-M 42	2	8	13	2.5	170	42	28	71	17.4	36	50	24	140	3.1	2.4
-195-M 67	2	8	13	2.5	195	67	30	69	20	32	46	24	166	2.9	4
-M 97	1	8	13	2.5	195	97	69	*	23.2	32	*	24	166	2.5	6.3
-M127	1	8	13	2.5	195	127	39	*	26.3	32	*	24	166	2.4	7.3
-225-M 97	2	8	13	2.5	225	97	30	69	23.2	32	46	24	196	3	6
-M127	1	8	13	2.5	225	127	69	*	26.3	32	*	24	196	2.6	8.5
-M157	1	8	13	2.5	225	157	39	*	29.5	42	*	24	196	2.7	8.1
-255-M127	2	8	13	2.5	255	127	30	69	26.3	32	46	24	226	3.1	8.2
-M157	1	8	13	2.5	255	157	69	*	29.5	42	*	24	226	2.9	8.7
-285-M157	2	8	13	2.5	285	157	28	71	29.5	42	56	24	256	3.6	8.6
-SLRB8- 90-M 22	1	8	18	5	90	22	39	*	20.3	32	*	24	61	2.2	0.7
-110-M 42	1	8	18	5	110	42	39	*	22.4	32	*	24	81	2.3	1.1
-120-M 22	1	8	18	5	120	22	69	*	20.3	32	*	24	91	2.4	1
-135-M 67	1	8	18	5	135	67	39	*	25	32	*	24	106	2.4	1.8
-140-M 42	1	8	18	5	140	42	69	*	22.4	32	*	24	111	2.4	1.6
-150-M 22	2	8	18	5	150	22	30	69	20.3	32	46	24	121	2.9	1
-165-M 67	1	8	18	5	165	67	69	*	25	32	*	24	136	2.5	2.4
-170-M 42	2	8	18	5	170	42	28	71	22.4	36	50	24	140	3.1	1.3
-195-M 67	2	8	18	5	195	67	30	69	25	32	46	24	166	3	2.2
-SLFB8- 90-M 22	1	8	18	5	90	22	39	*	20.3	36	*	24	60	2.3	0.7
-110-M 42	1	8	18	5	110	42	39	*	22.4	32	*	24	81	2.3	1.1
-120-M 22	1	8	18	5	120	22	69	*	20.3	32	*	24	91	2.4	1
-135-M 67	1	8	18	5	135	67	39	*	25	36	*	24	105	2.4	1.7
-140-M 42	1	8	18	5	140	42	69	*	22.4	36	*	24	110	2.6	1.3
-150-M 22	2	8	18	5	150	22	30	69	20.3	32	46	24	121	2.9	1
-165-M 67	1	8	18	5	165	67	69	*	25	32	*	24	136	2.5	2.4
-170-M 42	2	8	18	5	170	42	30	69	22.4	32	46	24	141	2.9	1.5
-195-M 67	2	8	18	5	195	67	30	69	25	32	46	24	166	3	2.2

规格说明:



·HSK100A-SL 热缩刀柄 (3°一体型)

HSK100A-SL SHRINK FIT HOLDER(3° MONO)



FIG.1

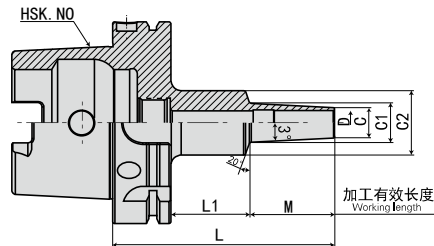
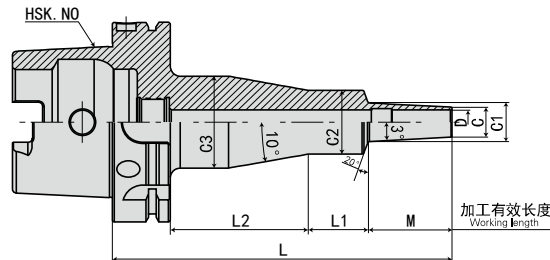


FIG.2



安全记号
(Safety mark)

H
h
D1

壁厚
(Thickness)
t

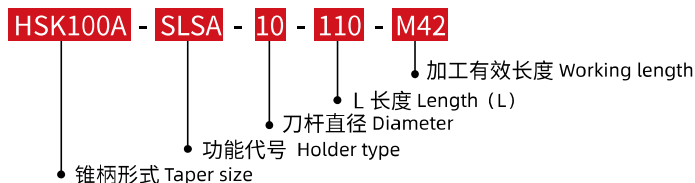
■ 注意事项
刀具安装 插入刀具时, 请务必
将刀具插入比安全记号更深的位置。

最短夹持长度
(Minimum insert length of the tool.)

刀具最大插入长度
(Maximum insert length of the tool.)

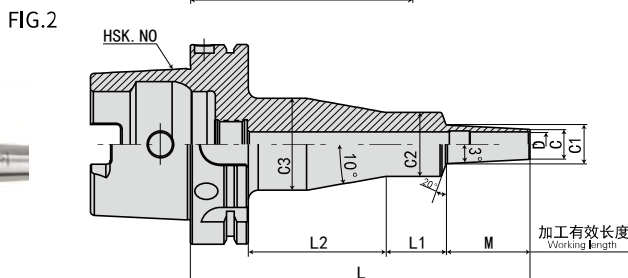
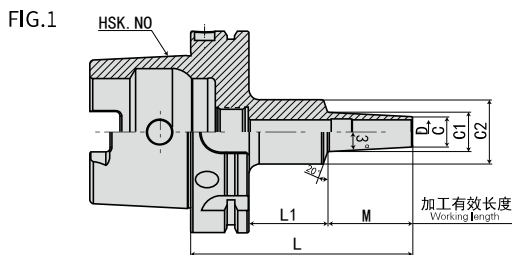
型号 Model	FIG	D	C	t	L	M	L1	L2	C1	C2	C3	H	h	重量 KGS	S
HSK100A-SLSA10-110-M 42	1	10	13	1.5	110	42	39	*	17.4	25	*	30	81	2.2	2.7
-135-M 67	1	10	13	1.5	135	67	39	*	20	32	*	30	106	2.3	4.1
-140-M 42	1	10	13	1.5	140	42	69	*	17.4	25	*	30	111	2.2	3.8
-165-M 67	1	10	13	1.5	165	67	69	*	20	36	*	30	135	2.5	4.4
-M 97	1	10	13	1.5	165	97	39	*	23.2	32	*	30	136	2.3	6.2
-170-M 42	2	10	13	1.5	170	42	28	71	17.4	36	50	30	140	3.1	2.5
-195-M 67	2	10	13	1.5	195	67	30	69	20	32	46	30	166	2.9	4.6
-M 97	1	10	13	1.5	195	97	69	*	23.2	32	*	30	166	2.5	7.1
-225-M 97	2	10	13	1.5	225	97	30	69	23.2	32	46	30	196	3	6.9
-SLSB10-110-M 42	1	10	16	3	110	42	39	*	20.4	32	*	30	81	2.3	1.2
-135-M 67	1	10	16	3	135	67	39	*	23	32	*	30	106	2.3	2.5
-140-M 42	1	10	16	3	140	42	69	*	20.4	32	*	30	111	2.4	2
-165-M 67	1	10	16	3	165	67	69	*	23	32	*	30	136	2.5	3.2
-M 97	1	10	16	3	165	97	39	*	26.2	32	*	30	136	2.4	3.8
-170-M 42	2	10	16	3	170	42	30	69	20.4	32	46	30	141	2.9	1.9
-195-M 67	2	10	16	3	195	67	30	69	23	32	46	30	166	2.9	3
-M 97	1	10	16	3	195	97	69	*	26.2	32	*	30	166	2.6	4.8
-M127	1	10	16	3	195	127	39	*	29.3	42	*	30	166	2.6	4.6
-225-M 97	2	10	16	3	225	97	30	69	26.2	32	46	30	196	3	4.5
-M127	1	10	16	3	225	127	69	*	29.3	42	*	30	196	2.9	5
-M157	1	10	16	3	225	157	39	*	32.5	42	*	30	196	2.8	5.7
-255-M127	1	10	16	3	255	127	99	*	29.3	50	*	30	225	3.5	5
-M157	1	10	16	3	255	157	69	*	32.5	42	*	30	226	3	6.2
-285-M157	2	10	16	3	285	157	28	71	32.5	42	56	30	256	3.7	6.1

规格说明:



·HSK100A-SL 热缩刀柄 (3°一体型)

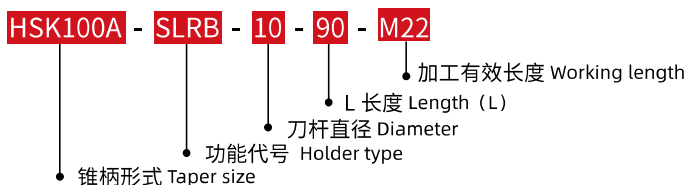
HSK100A-SL SHRINK FIT HOLDER(3° MONO)



■ 注意事项
刀具安装 插入刀具时, 请务必将刀具插入比安全记号更深的位置。

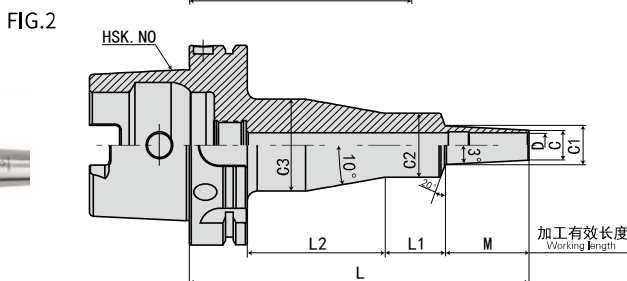
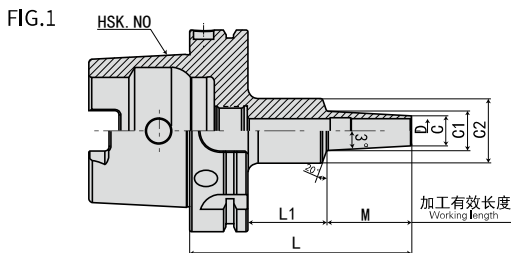
型号 Model	FIG	D	C	t	L	M	L1	L2	C1	C2	C3	H	h	重量 KGS	S
HSK100A-SLRB10- 90-M 22	1	10	22	6	90	22	39	*	24.3	32	*	30	61	2.3	0.6
-110-M 42	1	10	22	6	110	42	39	*	26.4	32	*	30	81	2.3	0.9
-120-M 22	1	10	22	6	120	22	69	*	24.3	32	*	30	91	2.4	0.9
-135-M 67	1	10	22	6	135	67	39	*	29	42	*	30	106	2.5	1.1
-140-M 42	1	10	22	6	140	42	69	*	26.4	32	*	30	111	2.5	1.4
-150-M 22	2	10	22	6	150	22	28	71	24.3	36	50	30	120	3.1	0.7
-165-M 67	1	10	22	6	165	67	69	*	29	42	*	30	136	2.8	1.3
-170-M 42	2	10	22	6	170	42	28	71	26.4	36	50	30	140	3.2	1
-195-M 67	2	10	22	6	195	67	28	71	29	42	50	30	166	3.5	1.3
-SLFB10- 90-M 22	1	10	22	6	90	22	39	*	24.3	32	*	30	61	2.3	0.6
-110-M 42	1	10	22	6	110	42	39	*	26.4	32	*	30	81	2.3	0.9
-120-M 22	1	10	22	6	120	22	69	*	24.3	32	*	30	91	2.4	0.9
-135-M 67	1	10	22	6	135	67	39	*	29	36	*	30	105	2.5	1.2
-140-M 42	1	10	22	6	140	42	69	*	26.4	36	*	30	110	2.6	1.1
-150-M 22	2	10	22	6	150	22	30	69	24.3	32	46	30	121	2.9	0.9
-165-M 67	1	10	22	6	165	67	69	*	29	36	*	30	135	2.7	1.6
-170-M 42	2	10	22	6	170	42	30	69	26.4	32	46	30	141	2.9	1.3
-195-M 67	2	10	22	6	195	67	28	71	29	42	56	30	166	3.5	1.3
-SLSA12-110-M 42	1	12	15	1.5	110	42	39	*	19.4	32	*	30	79	2.2	1.9
-135-M 67	1	12	15	1.5	135	67	39	*	22	32	*	30	104	2.3	3.4
-140-M 42	1	12	15	1.5	140	42	69	*	19.4	32	*	30	109	2.4	2.4
-165-M 67	1	12	15	1.5	165	67	69	*	22	32	*	30	134	2.4	4.1
-M 97	1	12	15	1.5	165	97	39	*	25.2	32	*	30	134	2.3	5.1
-170-M 42	2	12	15	1.5	170	42	28	71	19.4	36	50	30	135	3.1	2.1
-195-M 67	2	12	15	1.5	195	67	30	69	22	32	46	30	164	2.9	3.9
-M 97	1	12	15	1.5	195	97	69	*	25.2	36	*	30	160	2.7	5.5
-225-M 97	2	12	15	1.5	225	97	30	69	25.2	32	46	30	194	3	5.8

规格说明:



·HSK100A-SL 热缩刀柄 (3°一体型)

HSK100A-SL SHRINK FIT HOLDER(3° MONO)



安全记号 (Safety mark)

壁厚 (Thickness) t

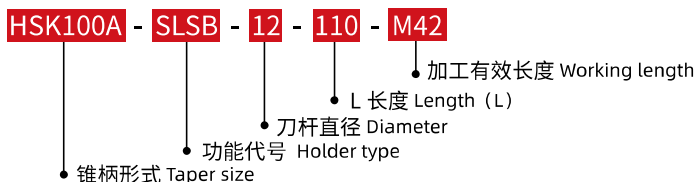
最短夹持长度 (Minimum insert length of the tool) H

刀具最大插入长度 (Maximum insert length of the tool) h

■ 注意事项
刀具安装 插入刀具时, 请务必将刀具插入比安全记号更深的位置。

型号 Model	FIG	D	C	t	L	M	L1	L2	C1	C2	C3	H	h	重量 KGS	S
HSK100A-SLSB12-110-M 42	1	12	19	3.5	110	42	39	*	23.4	32	*	30	79	2.3	1.2
-135-M 67	1	12	19	3.5	135	67	39	*	26	32	*	30	104	2.3	2
-140-M 42	1	12	19	3.5	140	42	69	*	23.4	32	*	30	109	2.4	1.7
-165-M 67	1	12	19	3.5	165	67	69	*	26	32	*	30	134	2.5	2.7
-M 97	1	12	19	3.5	165	97	39	*	29.2	42	*	30	133	2.6	2.5
-170-M 42	2	12	19	3.5	170	42	28	71	23.4	36	50	30	135	3.1	1.4
-195-M 67	2	12	19	3.5	195	67	30	69	26	32	46	30	164	3	2.5
-M 97	1	12	19	3.5	195	97	69	*	29.2	50	*	30	160	3.1	2.6
-M127	1	12	19	3.5	195	127	39	*	32.3	42	*	30	163	2.7	3.3
-225-M 97	1	12	19	3.5	225	97	99	*	29.2	50	*	30	190	3.4	2.8
-M127	1	12	19	3.5	225	127	69	*	32.3	42	*	30	192	3	3.8
-M157	1	12	19	3.5	225	157	39	*	35.5	42	*	30	193	2.9	4.2
-255-M127	2	12	19	3.5	255	127	28	71	32.3	42	56	30	222	3.6	3.7
-M157	1	12	19	3.5	255	157	69	*	35.5	42	*	30	222	3.1	4.8
-285-M157	2	12	19	3.5	285	157	28	71	35.5	42	56	30	252	3.8	4.7
-SLRB12- 90-M 22	1	12	26	7	90	22	39	*	28.3	42	*	30	58	2.4	0.4
-110-M 42	1	12	26	7	110	42	39	*	30.4	42	*	30	78	2.5	0.6
-120-M 22	1	12	26	7	120	22	69	*	28.3	42	*	30	87	2.6	0.5
-135-M 67	1	12	26	7	135	67	39	*	33	42	*	30	103	2.6	0.9
-140-M 42	1	12	26	7	140	42	69	*	30.4	42	*	30	107	2.7	0.8
-150-M 22	1	12	26	7	150	22	99	*	28.3	50	*	30	117	3.3	0.5
-165-M 67	1	12	26	7	165	67	69	*	33	42	*	30	132	2.9	1.1
-170-M 42	1	12	26	7	170	42	99	*	30.4	50	*	30	135	3.3	0.8
-195-M 67	2	12	26	7	195	67	28	71	33	42	56	30	162	3.5	1.1

规格说明:



·HSK100A-SL 热缩刀柄 (3°一体型)

HSK100A-SL SHRINK FIT HOLDER(3° MONO)



FIG.1

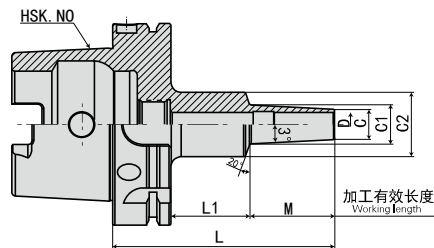
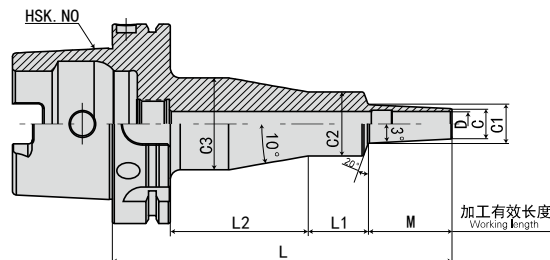


FIG.2



安全记号 (Safety mark)

壁厚 (Thickness) t

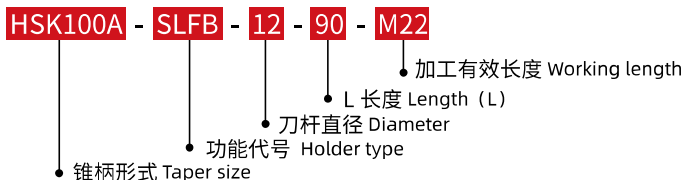
最短夹持长度 (Minimum insert length of the tool) H

刀具最大插入长度 (Maximum insert length of the tool) h

■ 注意事项
刀具安装 插入刀具时, 请务必将刀具插入比安全记号更深的位置。

型号 Model	FIG	D	C	t	L	M	L1	L2	C1	C2	C3	H	h	重量 KGS	S
HSK100A-SLFB12- 90-M 22	1	12	26	7	90	22	39	*	28.3	42	*	30	58	2.4	0.4
-110-M 42	1	12	26	7	110	42	39	*	30.4	42	*	30	78	2.5	0.6
-120-M 22	1	12	26	7	120	22	69	*	38.3	42	*	30	87	2.6	0.5
-135-M 67	1	12	26	7	135	67	39	*	33	42	*	30	103	2.6	0.9
-140-M 42	1	12	26	7	140	42	69	*	30.4	50	*	30	105	3	0.6
-150-M 22	2	12	26	7	150	22	28	71	28.3	42	56	30	117	3.3	0.5
-165-M 67	1	12	26	7	165	67	69	*	33	42	*	30	132	2.9	1.1
-170-M 42	1	12	26	7	170	42	99	*	30.4	50	*	30	135	3.3	0.8
-195-M 67	2	12	26	7	195	67	28	71	33	42	56	30	162	3.5	1.1
-SLSB16-110-M 42	1	16	24	4	110	42	39	*	28.4	42	*	32	78	2.4	0.7
-135-M 67	1	16	24	4	135	67	39	*	31	42	*	32	103	2.5	1.2
-140-M 42	1	16	24	4	140	42	69	*	28.4	42	*	32	107	2.7	0.9
-165-M 67	1	16	24	4	165	67	69	*	31	42	*	32	132	2.8	1.4
-M 97	1	16	24	4	165	97	39	*	34.2	42	*	32	133	2.7	1.7
-170-M 42	1	16	24	4	170	42	99	*	28.4	50	*	32	135	3.2	0.9
-195-M 67	1	16	24	4	195	67	99	*	31	50	*	32	160	3.3	1.4
-M 97	1	16	24	4	195	97	69	*	34.2	42	*	32	162	2.9	2.1
-M127	1	16	24	4	195	127	39	*	37.3	50	*	32	160	3	2.2
-225-M 97	1	16	24	4	225	97	99	*	34.2	50	*	32	190	3.5	2.1
-M127	1	16	24	4	225	127	69	*	37.3	53	*	32	190	3.4	2.3
-M157	1	16	24	4	225	157	39	*	40.5	53	*	32	193	3.3	2.6
-255-M127	2	16	24	4	255	127	28	71	37.3	53	67	32	220	4.3	2.3
-M157	1	16	24	4	255	157	69	*	40.5	53	*	32	220	3.7	2.9
-285-M157	2	16	24	4	285	157	28	71	40.5	53	67	32	250	4.6	2.9

规格说明:



·HSK100A-SL 热缩刀柄 (3°一体型)

HSK100A-SL SHRINK FIT HOLDER(3° MONO)



FIG.1

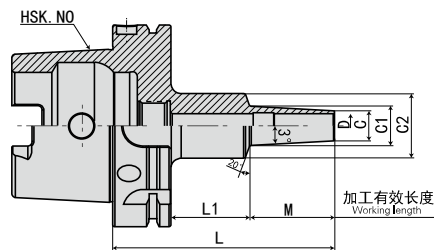
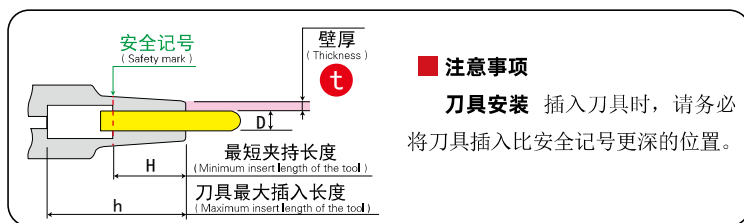
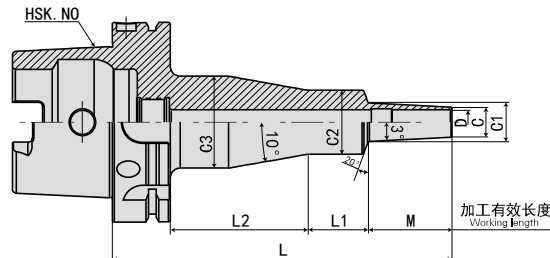


FIG.2



型号 Model	FIG	D	C	t	L	M	L1	L2	C1	C2	C3	H	h	重量 KGS	S
HSK100A-SLRB16- 90-M 22	1	16	32	8	90	22	39	*	34.3	42	*	32	58	2.4	0.4
-110-M 42	1	16	32	8	110	42	39	*	36.4	42	*	32	78	2.5	0.5
-120-M 22	1	16	32	8	120	22	69	*	34.3	42	*	32	87	2.7	0.5
-135-M 67	1	16	32	8	135	67	39	*	39	42	*	32	103	2.7	0.7
-140-M 42	1	16	32	8	140	42	69	*	36.4	42	*	32	107	2.8	0.7
-150-M 22	2	16	32	8	150	22	28	71	34.3	42	56	32	117	3.4	0.5
-165-M 67	1	16	32	8	165	67	69	*	39	42	*	32	132	3	1
-170-M 42	2	16	32	8	170	42	28	71	36.4	42	56	32	137	3.5	0.7
-195-M 67	2	16	32	8	195	67	28	71	39	42	56	32	162	3.6	0.9
-SLFB16- 90-M 22	1	16	32	8	90	22	39	*	34.3	42	*	32	58	2.4	0.4
-110-M 42	1	16	32	8	110	42	39	*	36.4	42	*	32	78	2.5	0.5
-120-M 22	1	16	32	8	120	22	69	*	34.3	42	*	32	87	2.7	0.5
-135-M 67	1	16	32	8	135	67	39	*	39	42	*	32	103	2.7	0.7
-140-M 42	1	16	32	8	140	42	69	*	36.4	42	*	32	107	2.8	0.7
-150-M 22	2	16	32	8	150	22	28	71	34.3	42	56	32	117	3.4	0.5
-165-M 67	1	16	32	8	165	67	69	*	39	42	*	32	132	3	1
-170-M 42	2	16	32	8	170	42	28	71	36.4	42	56	32	137	3.5	0.7
-195-M 67	2	16	32	8	195	67	28	71	39	42	56	32	162	3.6	0.9
-SLSB20-110-M 42	1	20	29	4.5	110	42	39	*	33.4	42	*	40	78	2.5	0.6
-135-M 67	1	20	29	4.5	135	67	39	*	36	42	*	40	103	2.6	0.9
-140-M 42	1	20	29	4.5	140	42	69	*	33.4	42	*	40	107	2.7	0.8
-165-M 67	1	20	29	4.5	165	67	69	*	36	42	*	40	132	2.8	1.2
-M 97	1	20	29	4.5	165	97	39	*	39.2	53	*	40	133	2.9	1.1
-170-M 42	2	20	29	4.5	170	42	28	71	33.4	42	56	40	137	3.4	0.8

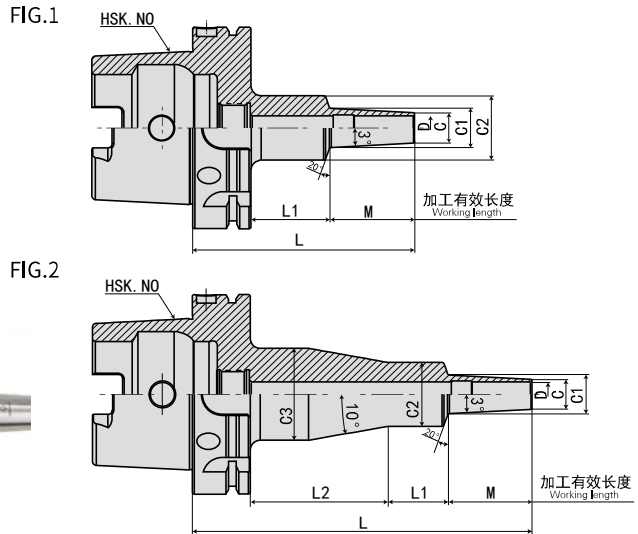
规格说明:

HSK100A - SLRB - 16 - 90 - M42

- 加工有效长度 Working length
- L 长度 Length (L)
- 刀杆直径 Diameter
- 功能代号 Holder type
- 锥柄形式 Taper size

·HSK100A-SL 热缩刀柄 (3°一体型)

HSK100A-SL SHRINK FIT HOLDER(3° MONO)



安全记号 (Safety mark)

壁厚 (Thickness) t

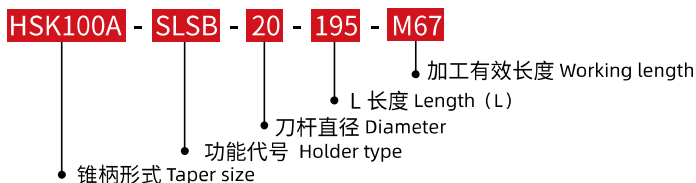
最短夹持长度 (Minimum insert length of the tool) H

刀具最大插入长度 (Maximum insert length of the tool) h

■ 注意事项
刀具安装 插入刀具时, 请务必将刀具插入比安全记号更深的位置。

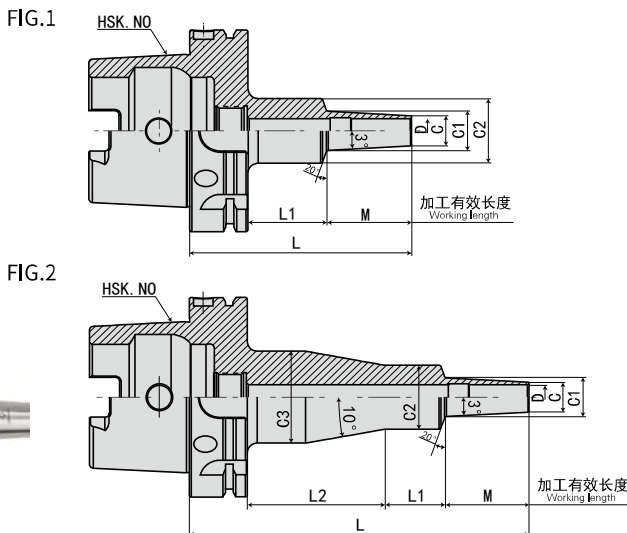
型号 Model	FIG	D	C	t	L	M	L1	L2	C1	C2	C3	H	h	重量 KGS	S
HSK100A-SLSB20-195-M 67	2	20	29	4.5	195	67	28	71	36	42	56	40	162	3.5	1.2
-M 97	1	20	29	4.5	195	97	69	*	39.2	53	*	40	162	3.3	1.3
-M127	1	20	29	4.5	195	127	39	*	42.3	53	*	40	163	3.2	1.5
-225-M 97	2	20	29	4.5	225	97	28	71	39.2	53	67	40	190	4.3	1.3
-M127	1	20	29	4.5	225	127	69	*	42.3	50	*	40	190	3.5	1.9
-M157	1	20	29	4.5	225	157	39	*	45.5	53	*	40	193	3.5	1.9
-255-M127	2	20	29	4.5	255	127	28	71	42.3	53	67	40	220	4.5	1.8
-M157	1	20	29	4.5	255	157	69	*	45.5	53	*	40	220	3.9	2.2
-285-M157	2	20	29	4.5	285	157	28	71	45.5	53	67	40	250	4.8	2.2
-SLRB20-110-M 42	1	20	38	9	110	42	39	*	42.4	53	*	40	78	2.8	0.3
-135-M 67	1	20	38	9	135	67	39	*	45	53	*	40	103	3.1	0.5
-140-M 42	1	20	38	9	140	42	69	*	42.4	53	*	40	105	3.2	0.4
-165-M 67	1	20	38	9	165	67	69	*	45	53	*	40	130	3.5	0.6
-170-M 42	2	20	38	9	170	42	28	*	42.4	53	*	40	135	4.1	0.4
-195-M 67	2	20	38	9	195	67	28	71	45	53	67	40	160	4.4	0.6
-SLFB20-110-M 42	1	20	38	9	110	42	39	*	42.4	53	*	40	78	2.8	0.3
-135-M 67	1	20	38	9	135	67	39	*	45	53	*	40	103	3.1	0.5
-140-M 42	1	20	38	9	140	42	69	*	42.4	53	*	40	105	3.2	0.4
-165-M 67	1	20	38	9	165	67	69	*	45	53	*	40	130	3.5	0.6
-170-M 42	2	20	38	9	170	42	28	*	42.4	53	*	40	135	4.1	0.4
-195-M 67	2	20	38	9	195	67	28	71	45	53	67	40	160	4.4	0.6

规格说明:



·HSK100A-SL 热缩刀柄 (3°一体型)

HSK100A-SL SHRINK FIT HOLDER(3° MONO)



安全记号 (Safety mark)

壁厚 (Thickness) t

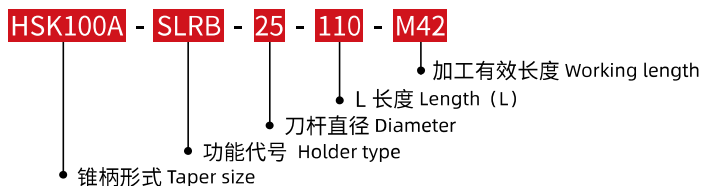
最短夹持长度 (Minimum insert length of the tool) H

刀具最大插入长度 (Maximum insert length of the tool) h

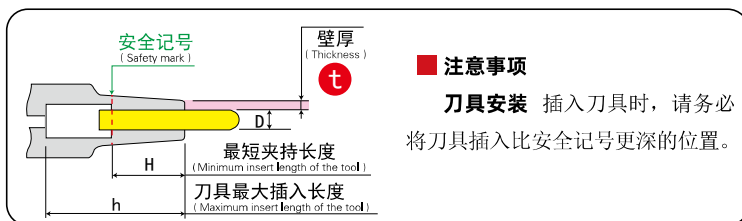
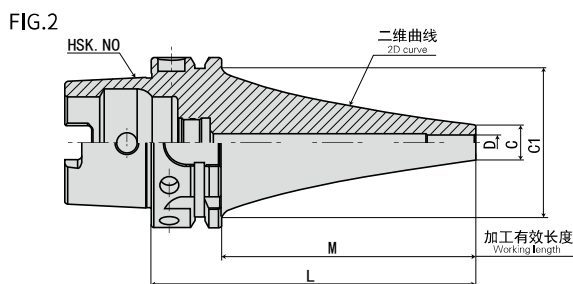
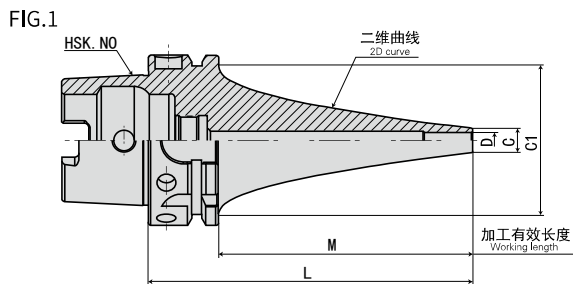
注意事项
刀具安装 插入刀具时, 请务必将刀具插入比安全记号更深的位置。

型号 Model	FIG	D	C	t	L	M	L1	L2	C1	C2	C3	H	h	重量 KGS	S
HSK100A-SLRB25-110-M 42	1	25	45	10	110	42	39	*	49.4	53	*	45	78	2.9	0.3
-140-M 42	1	25	45	10	140	42	69	*	49.4	53	*	45	105	3.3	0.4
-170-M 42	2	25	45	10	170	42	28	71	49.4	53	67	45	135	4.2	0.4
-SLFB25-110-M 42	1	25	45	10	110	42	39	*	49.4	53	*	45	78	2.9	0.3
-140-M 42	1	25	45	10	140	42	69	*	49.4	50	*	45	105	3.3	0.5
-170-M 42	2	25	45	10	170	42	28	71	49.4	53	67	45	135	4.2	0.4
-SLRB32-110-M 42	1	32	54	11	110	42	39	*	58.4	63	*	50	77	3.2	0.2
-140-M 42	1	32	54	11	140	42	69	*	58.4	63	*	50	107	3.7	0.3
-170-M 42	2	32	54	11	170	42	28	71	58.4	63	77	50	132	4.9	0.3

规格说明:



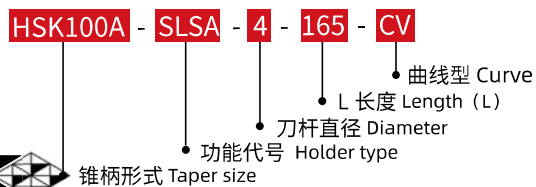
·HSK100A-SL 热缩刀柄 (CV 曲线型) HSK100A-SL SHRINK FIT HOLDER(CV CURVE)



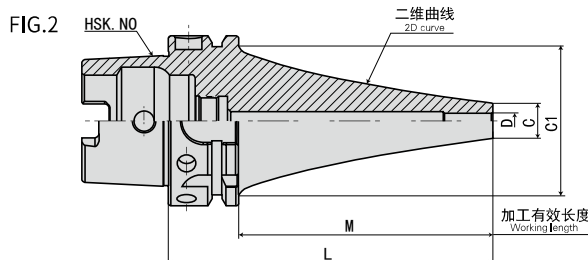
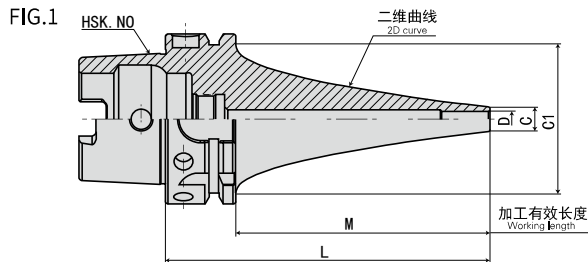
■ 注意事项
刀具安装 插入刀具时, 请务必将刀具插入比安全记号更深的位置。

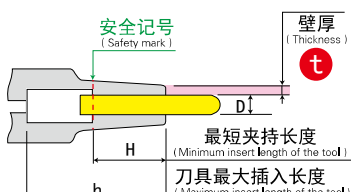
型号 Model	FIG	D	C	t	L	M	C1	H	h	重量 KGS	S
HSK100A-SLSA4-165CV	1	4	7	1.5	165	136	85	12	133	3.4	2.5
-195CV	1	4	7	1.5	195	166	85	12	163	3.7	3.3
-225CV	1	4	7	1.5	225	196	85	12	196	4.3	3.8
-255CV	1	4	7	1.5	255	226	85	12	226	4.4	5.6
-285CV	1	4	7	1.5	285	256	85	12	256	4.6	7.6
-315CV	1	4	7	1.5	315	286	85	12	286	4.9	9.8
-345CV	1	4	7	1.5	345	316	85	12	316	5.2	12.4
-SLSA6-165CV	1	6	9	1.5	165	136	85	18	136	3.3	2.1
-195CV	1	6	9	1.5	195	166	85	18	166	4	2.3
-225CV	1	6	9	1.5	225	196	85	18	196	4.1	3.6
-255CV	1	6	9	1.5	255	226	85	18	226	4.8	3.9
-285CV	1	6	9	1.5	285	256	85	18	256	5	5.2
-315CV	1	6	9	1.5	315	286	85	18	286	5.3	6.8
-345CV	1	6	9	1.5	345	316	85	18	316	5.6	8.7
-SLSA8-165CV	1	8	11	1.5	165	136	85	24	136	3.7	1.4
-195CV	1	8	11	1.5	195	166	85	24	166	3.7	2.3
-225CV	1	8	11	1.5	225	196	85	24	196	4.6	2.3
-255CV	1	8	11	1.5	255	226	85	24	226	4.6	3.6
-285CV	1	8	11	1.5	285	256	85	24	256	4.9	4.8
-315CV	1	8	11	1.5	315	286	85	24	286	5.7	5
-345CV	1	8	11	1.5	345	316	85	24	311	6.1	6
-SLRA8-195CV	2	8	16	4	195	166	85	24	166	3.7	1.4
-225CV	2	8	16	4	225	196	85	24	196	4.4	1.6
-255CV	2	8	16	4	255	226	85	24	226	4.6	2.2
-285CV	2	8	16	4	285	256	85	24	256	4.8	3
-SLFA8-195CV	2	8	16	4	195	166	85	24	166	3.7	1.4
-225CV	2	8	16	4	225	196	85	24	196	4.4	1.6
-255CV	2	8	16	4	255	226	85	24	226	4.6	2.2
-285CV	2	8	16	4	285	256	85	24	256	4.8	3

规格说明:



·HSK100A-SL 热缩刀柄 (CV 曲线型)



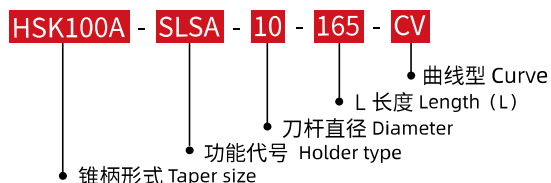


■ 注意事项

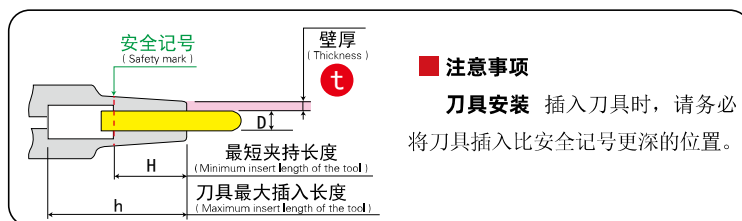
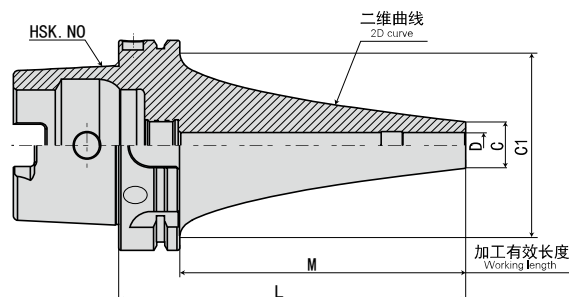
刀具安装 插入刀具时, 请务必将刀具插入比安全记号更深的位置。

型号 Model	FIG	D	C	t	L	M	C1	H	h	重量 KGS	S
HSK100A-SLSA10-165CV	1	10	13	1.5	165	136	85	30	136	3.5	1.4
-195CV	1	10	13	1.5	195	166	85	30	166	4.3	1.5
-225CV	1	10	13	1.5	225	196	85	30	196	4.2	2.4
-255CV	1	10	13	1.5	255	226	85	30	226	4.5	3.5
-285CV	1	10	13	1.5	285	256	85	30	251	5.1	3.6
-315CV	1	10	13	1.5	315	286	85	30	286	5.1	4.8
-345CV	1	10	13	1.5	345	316	85	30	311	5.9	5.5
-SLRA10-165CV	2	10	19	4.5	165	136	85	30	136	3.5	1
-195CV	2	10	19	4.5	195	166	85	30	166	4	1.1
-225CV	2	10	19	4.5	225	196	85	30	196	4.1	1.6
-255CV	2	10	19	4.5	255	226	85	30	226	4.9	1.7
-285CV	2	10	19	4.5	285	256	85	30	256	5	2.4
-SLFA10-165CV	2	10	19	4.5	165	136	85	30	136	3.5	1
-195CV	2	10	19	4.5	195	166	85	30	166	4	1.1
-225CV	2	10	19	4.5	225	196	85	30	196	4.1	1.6
-255CV	2	10	19	4.5	255	226	85	30	226	4.9	1.7
-285CV	2	10	19	4.5	285	256	85	30	256	5	2.4
-SLSA12-165CV	1	12	15	1.5	165	136	85	30	133	4.2	1.2
-195CV	1	12	15	1.5	195	166	85	30	163	4.1	1.2
-225CV	1	12	15	1.5	225	196	85	30	175	4.8	1.8
-255CV	1	12	15	1.5	255	226	85	30	190	4.8	2.6
-285CV	1	12	15	1.5	285	256	85	30	251	5.5	3.5
-315CV	1	12	15	1.5	315	286	85	30	281	5.9	4.3
-345CV	1	12	15	1.5	345	316	85	30	311	6.2	5.3
-SLRA12-165CV	2	12	22	2.2	165	136	85	30	133	3.6	0.8
-195CV	2	12	22	2.2	195	166	85	30	163	4.4	0.8
-225CV	2	12	22	2.2	225	196	85	30	159	4.4	1.3
-255CV	2	12	22	2.2	255	226	85	30	221	4.6	1.6
-285CV	2	12	22	2.2	285	256	85	30	251	5	2.1

规格说明:

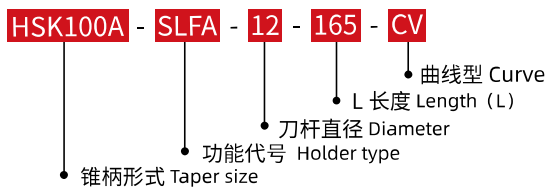


·HSK100A-SL 热缩刀柄 (CV 曲线型) HSK100A-SL SHRINK FIT HOLDER(CV CURVE)



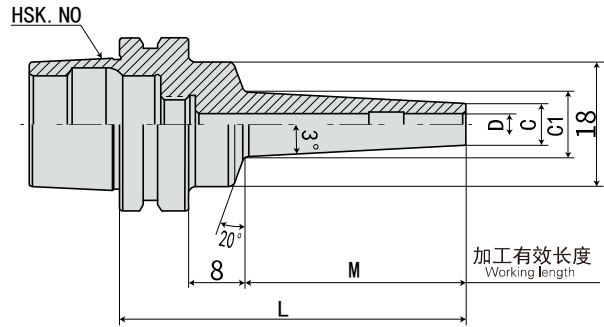
型号 Model	D	C	t	L	M	C1	H	h	重量 KGS	S
HSK100A-SLFA12-165CV	12	22	22	165	136	85	30	133	3.6	0.8
-195CV	12	22	22	195	166	85	30	163	4.4	0.8
-225CV	12	22	22	225	196	85	30	159	4.4	1.3
-255CV	12	22	22	255	226	85	30	221	4.6	1.6
-285CV	12	22	22	285	256	85	30	251	5	2.1
-SLSB16-165CV	16	21	2.5	165	136	85	32	131	4.2	0.6
-195CV	16	21	2.5	195	166	85	32	161	4	1.1
-225CV	16	21	2.5	225	196	85	32	191	4.8	1.2
-255CV	16	21	2.5	255	226	85	32	221	4.7	2
-285CV	16	21	2.5	285	256	85	32	251	5.5	2
-315CV	16	21	2.5	315	286	85	32	281	5.9	2.6
-345CV	16	21	2.5	345	316	85	32	311	6.2	3.3
-SLSB20-165CV	20	26	3	165	136	85	40	132	4	0.6
-195CV	20	26	3	195	166	85	40	161	4.9	0.7
-225CV	20	26	3	225	196	85	40	191	4.6	1.2
-255CV	20	26	3	255	226	85	40	221	5.5	1.3
-285CV	20	26	3	285	256	85	40	251	5.2	2.1
-315CV	20	26	3	315	286	85	40	281	6.1	2.3
-345CV	20	26	3	345	316	85	40	311	6.4	2.9

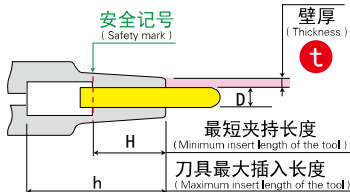
规格说明:



·HSK25E-SL 热缩刀柄 (3°一体型)

HSK25E-SL SHRINK FIT HOLDER(3° MONO)



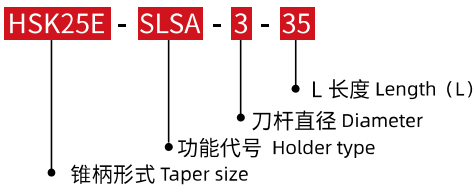


■ 注意事项

刀具安装 插入刀具时, 请务必将刀具插入比安全记号更深的位置。

型号 Model	D	C	t	L	M	C1	H	h	重量 KGS	S
HSK25E-SLSA3- 35	3	6	1.5	35	17	7.8	9	29	0.06	3.6
- 50	3	6	1.5	50	32	9.4	9	44	0.06	7
-SLRA3- 35	3	7.5	2.25	35	17	9.3	9	29	0.06	2.3
-SLSA3.175-35	3.175	6.175	1.5	35	17	8	9	29	0.06	3.5
- 50	3.175	6.175	1.5	50	32	9.6	9	44	0.06	6.6
-SLSA4- 35	4	7	1.5	35	17	8.8	12	29	0.06	2.8
- 50	4	7	1.5	50	32	10.4	12	44	0.06	5.3
-SLRA4- 35	4	10	3	35	17	11.8	12	29	0.06	1.4
-SLSA5- 35	5	8	1.5	35	17	9.8	15	26	0.06	2.2
-SLSA6- 35	6	9	1.5	35	17	10.8	18	26	0.05	1.8
- 50	6	9	1.5	50	32	12.4	18	39	0.07	3.6
-SLRA6- 35	6	12	3	35	17	13.8	18	26	0.07	1.1

规格说明:


 SHRINK FIT TOOL HOLDER SERIES
热缩刀柄系列

·HSK32E-SL 热缩刀柄 (3°一体型)

HSK32E-SL SHRINK FIT HOLDER(3° MONO)



FIG.1

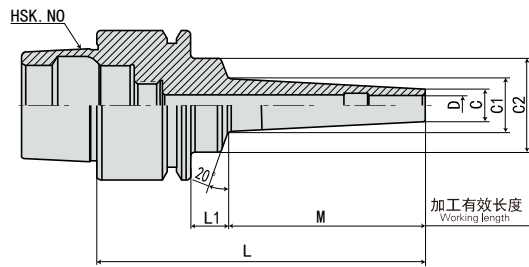
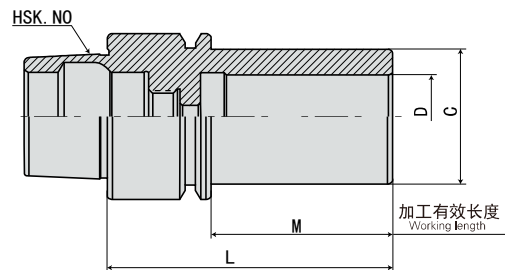
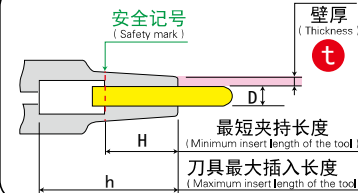


FIG.2





■ 注意事项

刀具安装 插入刀具时, 请务必将刀具插入比安全记号更深的位置。

型号 Model	FIG	D	C	t	L	M	L1	C1	C2	H	h	重量 KGS	S
HSK32E-SLSA3- 50-M 22	1	3	6	1.5	50	22	8	8.3	20	9	42	0.1	4.7
- 70-M 42	1	3	6	1.5	70	42	8	10.4	20	9	62	0.2	9.5
- 85-M 42	1	3	6	1.5	85	42	23	10.4	25	9	77	0.2	9.4
-SLRA3- 50-M 22	1	3	7.5	2.25	50	22	8	9.8	20	9	42	0.1	2.8
- 70-M 42	1	3	7.5	2.25	70	42	8	11.9	20	9	62	0.2	5.3
- 85-M 42	1	3	7.5	2.25	85	42	23	11.9	25	9	77	0.2	5.5
-SLSA3.175- 50-M 22	1	3.175	6.175	1.5	50	22	8	8.5	20	9	42	0.1	4.4
-SLSA4- 50-M 22	1	4	7	1.5	50	22	8	9.3	20	12	42	0.1	3.6
- 70-M 42	1	4	7	1.5	70	42	8	11.4	20	12	62	0.2	7.3
- 85-M 42	1	4	7	1.5	85	42	23	11.4	25	12	77	0.2	7.4
-SLRA4- 50-M 22	1	4	10	3	50	22	8	12.3	20	12	42	0.2	1.7
- 70-M 42	1	4	10	3	70	42	8	14.4	20	12	62	0.2	3.1
- 85-M 42	1	4	10	3	85	42	23	14.4	25	12	77	0.2	3.2
-SLSA6- 70-M 42	1	6	9	1.5	70	42	8	13.4	20	18	62	0.2	4.8
-SLRA6- 50-M 22	1	6	12	3	50	22	8	14.3	26	18	39	0.2	1.2
- 70-M 42	1	6	12	3	70	42	8	16.4	26	18	62	0.2	2.4
- 85-M 42	1	6	12	3	85	42	23	16.4	25	18	77	0.2	2.5
-SLRA8- 50-M 22	1	8	14	3	50	22	8	16.3	26	24	39	0.2	1
- 85-M 42	1	8	14	3	85	42	23	18.4	25	24	48	0.2	2.1
-SLRA10- 55-M 22	1	10	16	3	55	22	13	18.3	26	25	44	0.2	0.9
-SLRA12- 55-M 22	1	12	20	4	55	22	13	22.3	26	30	44	0.2	0.7
-SLRA16- 55-M 35	2	16	26	5	55	35	*	*	*	32	44	0.2	0.7

规格说明:

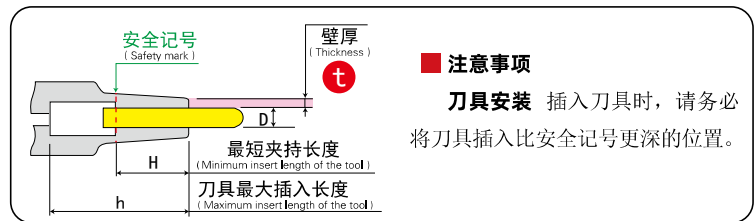
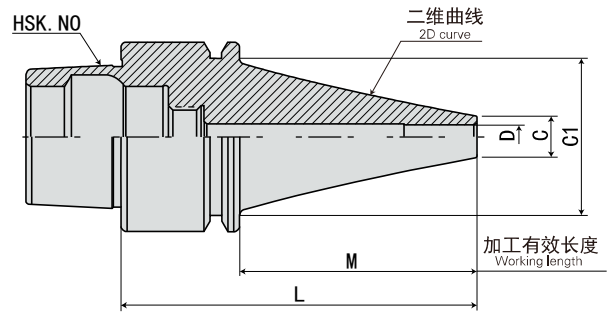
HSK32E - SLSA - 3 - 50 - M22

- 锥柄形式 Taper size
- 功能代号 Holder type
- 刀杆直径 Diameter
- L 长度 Length (L)
- 加工有效长度 Working length



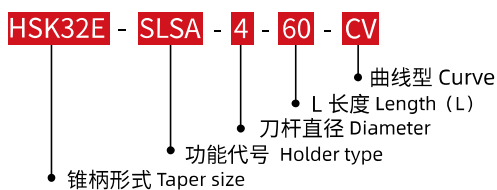
·HSK32E-SL 热缩刀柄 (CV 曲线型)

HSK32E-SL SHRINK FIT HOLDER(CV CURVE)



型号 Model	D	C	t	L	M	C1	H	h	重量 KGS	S
HSK32E-SLSA4- 60CV	4	7	1.5	60	40	26	12	43	0.2	2.4
- 90CV	4	7	1.5	90	70	26	12	73	0.2	6.1
-SLSA6- 60CV	6	9	1.5	60	40	26	18	43	0.2	1.9
- 90CV	6	9	1.5	90	70	26	18	73	0.2	4.9
-SLSA8- 60CV	8	11	1.5	60	40	26	24	38	0.2	1.6
- 90CV	8	11	1.5	90	70	26	24	38	0.2	4
-SLSA10- 60CV	10	13	1.5	60	40	26	30	48	0.2	1.4
- 90CV	10	13	1.5	90	70	26	30	60	0.2	3.5

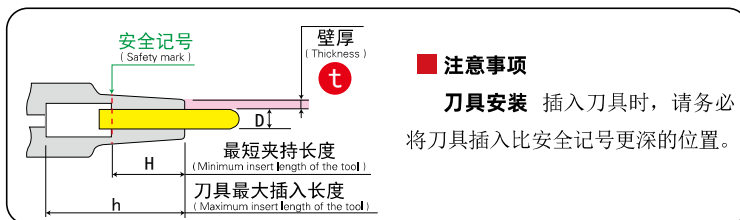
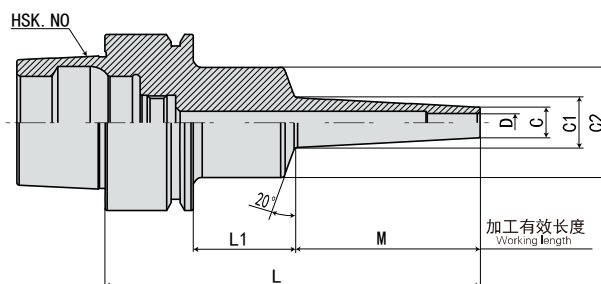
规格说明:



热缩刀柄系列
SHRINK FIT TOOL HOLDER SERIES

·HSK40E-SL 热缩刀柄 (3°一体型)

HSK40E-SL SHRINK FIT HOLDER(3° MONO)



型号 Model	D	C	t	L	M	L1	C1	C2	H	h	重量 KGS	S
HSK40E-SLSA3- 50-M 22	3	6	1.5	50	22	8	8.3	20	9	42	0.2	4.6
- 70-M 42	3	6	1.5	70	42	8	10.4	20	9	62	0.2	9.4
- 85-M 42	3	6	1.5	85	42	23	10.4	25	9	69	0.3	9.3
-110-M 67	3	6	1.5	110	67	23	13	25	9	94	0.3	15
-SLRA3- 50-M 22	3	7.5	2.25	50	22	8	9.8	20	9	42	0.2	2.8
- 70-M 42	3	7.5	2.25	70	42	8	11.9	20	9	62	0.2	5.3
- 85-M 42	3	7.5	2.25	85	42	23	11.9	25	9	69	0.3	5.4
-110-M 67	3	7.5	2.25	110	67	23	14.5	25	9	94	0.3	9
-SLSA3.175- 50-M 22	3.175	6.175	1.5	50	22	8	8.5	20	9	42	0.2	4.4
-SLSA4- 50-M 22	4	7	1.5	50	22	8	9.3	20	12	42	0.2	3.6
- 70-M 42	4	7	1.5	70	42	8	11.4	20	12	62	0.2	7.2
- 85-M 42	4	7	1.5	85	42	23	11.4	25	12	74	0.3	7.3
-110-M 67	4	7	1.5	110	67	23	14	25	12	99	0.3	11.9
-SLRA4- 50-M 22	4	10	3	50	22	8	12.3	20	12	42	0.2	1.6
- 70-M 42	4	10	3	70	42	8	14.4	20	12	62	0.3	3
- 85-M 42	4	10	3	85	42	23	14.4	25	12	69	0.3	3.1
-110-M 67	4	10	3	110	67	23	17	25	12	94	0.3	5.2
-SLSA6- 50-M 22	6	9	1.5	50	22	8	11.3	20	18	39	0.2	2.2
- 70-M 42	6	9	1.5	70	42	8	13.4	20	18	54	0.2	4.7
- 85-M 42	6	9	1.5	85	42	23	13.4	25	18	69	0.3	4.9
-110-M 67	6	9	1.5	110	67	23	16	25	18	94	0.3	8
-SLRA6- 50-M 22	6	12	3	50	22	8	14.3	26	18	39	0.2	1.2
- 70-M 42	6	12	3	70	42	8	16.4	26	18	54	0.3	2.3
- 85-M 42	6	12	3	85	42	23	16.4	25	18	69	0.3	2.5
-110-M 67	6	12	3	110	67	23	19	25	18	94	0.4	4.1

规格说明:

HSK40E - SLSA - 3 - 50 - M22

- 锥柄形式 Taper size
- 功能代号 Holder type
- 刀杆直径 Diameter
- L 长度 Length (L)
- 加工有效长度 Working length



·HSK40E-SL 热缩刀柄 (3°一体型)

HSK40E-SL SHRINK FIT HOLDER(3° MONO)



FIG.1

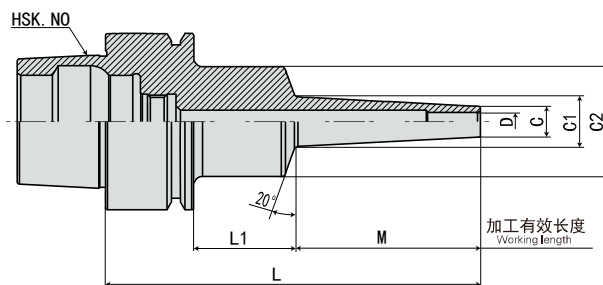
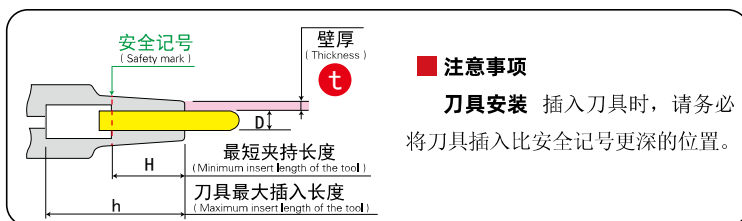
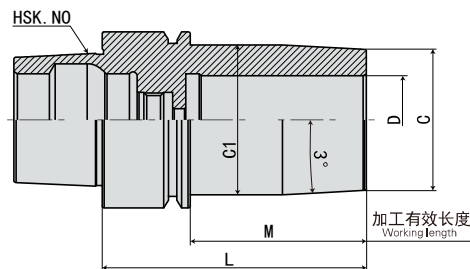


FIG.2



型号 Model	FIG	D	C	t	L	M	L1	C1	C2	H	h	重量 KGS	S
HSK40E-SLSA8- 60-M 22	1	8	11	1.5	60	22	18	13.3	26	24	49	0.3	1.5
- 80-M 42	1	8	11	1.5	80	42	18	15.4	26	24	64	0.3	3.3
-100-M 42	1	8	11	1.5	100	42	38	15.4	25	24	84	0.3	3.8
-SLRA8- 50-M 22	1	8	14	3	50	22	8	16.3	26	20	39	0.2	0.9
- 85-M 42	1	8	14	3	85	42	23	18.4	25	24	69	0.3	2.1
-100-M 42	1	8	14	3	100	42	38	18.4	25	24	84	0.4	2.4
-SLSA10- 60-M 22	1	10	13	1.5	60	22	18	15.3	26	30	49	0.3	1.2
- 80-M 42	1	10	13	1.5	80	42	18	17.4	26	30	64	0.3	2.4
-100-M 42	1	10	13	1.5	100	42	38	17.4	25	30	89	0.3	3.1
-SLRA10- 50-M 22	1	10	16	3	55	22	13	18.3	26	25	44	0.3	0.8
- 85-M 42	1	10	16	3	85	42	23	20.4	25	30	64	0.3	1.7
-100-M 42	1	10	16	3	100	42	38	20.4	25	30	64	0.4	2.2
-SLRA12- 55-M 22	1	12	20	4	55	22	13	22.3	26	25	44	0.3	0.6
- 85-M 42	1	12	20	4	85	42	23	24.4	32	30	74	0.4	1.1
-SLRA16- 55-M 22	1	16	26	5	55	22	13	28.3	34	32	44	0.3	0.4
-SLRA20- 60-M 40	2	20	32	6	60	40	*	34	*	38	49	0.4	0.4

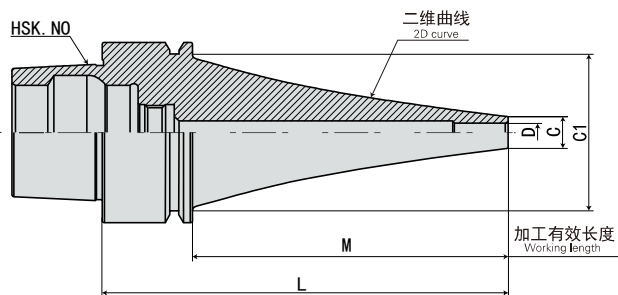
规格说明:

HSK40E - SLSA - 8 - 60 - M22

- 锥柄形式 Taper size
- 功能代号 Holder type
- 刀杆直径 Diameter
- L 长度 Length (L)
- 加工有效长度 Working length

 SHRINK FIT TOOL HOLDER SERIES
热缩刀柄系列

·HSK40E-SL 热缩刀柄 (CV 曲线型) HSK40E-SL SHRINK FIT HOLDER(CV CURVE)



安全记号 (Safety mark)

壁厚 (Thickness) t

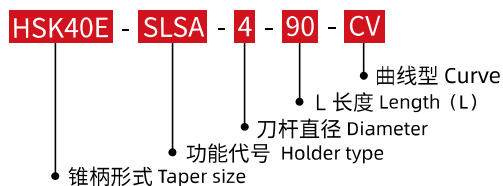
最短夹持长度 (Minimum insert length of the tool) H

刀具最大插入长度 (Maximum insert length of the tool) h

■ 注意事项
刀具安装 插入刀具时, 请务必将刀具插入比安全记号更深的位置。

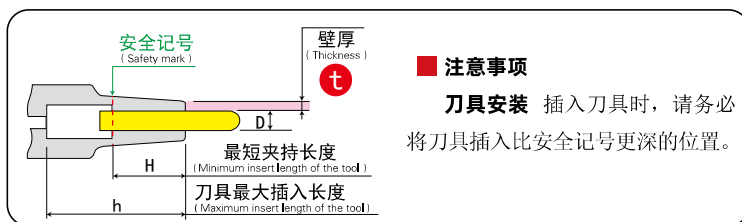
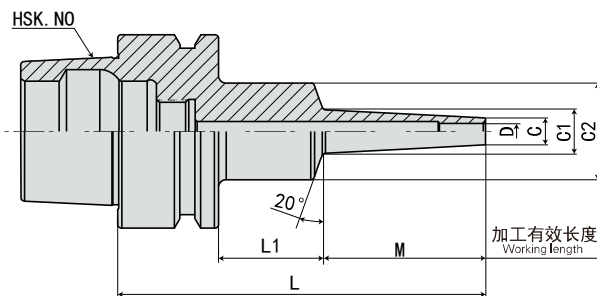
型号 Model	D	C	t	L	M	C1	H	h	重量 KGS	S
HSK40E-SLSA4- 90CV	4	7	1.5	90	70	34	12	74	0.3	2.9
-120CV	4	7	1.5	120	100	34	12	104	0.4	6.5
-150CV	4	7	1.5	150	130	34	12	134	0.5	8.6
-SLRA4- 90CV	4	10	3	90	70	34	12	74	0.4	2
-120CV	4	10	3	120	100	34	12	104	0.4	4.2
-SLSA6- 90CV	6	9	1.5	90	70	34	18	74	0.3	2.5
-120CV	6	9	1.5	120	100	34	18	104	0.4	5.6
-150CV	6	9	1.5	150	130	34	18	134	0.5	7.7
-SLRA6- 90CV	6	13	3.5	90	70	34	18	74	0.4	1.7
-120CV	6	13	3.5	120	100	34	18	104	0.5	2.6
-SLSA8- 90CV	8	11	1.5	90	70	34	24	74	0.3	2.2
-120CV	8	11	1.5	120	100	34	24	104	0.4	3.4
-150CV	8	11	1.5	150	130	34	24	134	0.5	5.1
-SLRA8- 90CV	8	16	4	90	70	34	24	74	0.4	1.6
-120CV	8	16	4	120	100	34	24	104	0.5	2.4
-SLSA10- 90CV	10	13	1.5	90	70	34	30	74	0.3	2
-120CV	10	13	1.5	120	100	34	30	104	0.4	3.2
-150CV	10	13	1.5	150	130	34	30	134	0.5	5
-SLRA10- 90CV	10	19	4.5	90	70	34	30	74	0.4	1.1
-120CV	10	19	4.5	120	100	34	30	104	0.5	2

规格说明:



·HSK50E-SL 热缩刀柄 (3°一体型)

HSK50E-SL SHRINK FIT HOLDER(3° MONO)



型号 Model	D	C	t	L	M	L1	C1	C2	H	h	重量 KGS	S
HSK50E-SLSA3- 60-M 22	3	6	1.5	60	22	12	8.3	20	9	50	0.4	4.7
- 75-M 22	3	6	1.5	75	22	27	8.3	25	9	61	0.5	4.5
- 80-M 42	3	6	1.5	80	42	12	10.4	20	9	70	0.5	9.3
- 95-M 42	3	6	1.5	95	42	27	10.4	25	9	81	0.5	9.1
-SLRA3- 75-M 22	3	7.5	2.25	75	22	27	9.8	25	9	61	0.5	2.8
- 95-M 42	3	7.5	2.25	95	42	27	11.9	25	9	81	0.5	5.3
-120-M 67	3	7.5	2.25	120	67	27	14.5	25	9	106	0.5	8.9
-150-M 97	3	7.5	2.25	150	97	27	17.7	25	9	136	0.6	12.9
-SLFB3- 75-M 22	3	9.5	3.25	75	22	27	11.8	25	9	61	0.5	1.9
-SLSA4- 75-M 22	4	7	1.5	75	22	27	9.3	25	12	61	0.5	3.6
- 95-M 42	4	7	1.5	95	42	27	11.4	25	12	81	0.5	7.2
-SLRA4- 75-M 22	4	10	3	75	22	27	12.3	25	12	61	0.5	1.7
- 95-M 42	4	10	3	95	42	27	14.4	25	12	81	0.5	3.1
-120-M 67	4	10	3	120	67	27	17	25	12	106	0.6	5.2
-150-M 97	4	10	3	150	97	27	20.2	25	12	135	0.7	7.8
-SLFB4- 75-M 22	4	12	4	75	22	27	14.3	25	12	61	0.5	1.4
-SLSA6- 75-M 22	6	9	1.5	75	22	27	11.3	25	18	61	0.5	2.3
- 95-M 42	6	9	1.5	95	42	27	13.4	25	18	81	0.5	4.8
-120-M 67	6	9	1.5	120	67	27	16	25	18	106	0.5	8.1
-150-M 97	6	9	1.5	150	97	27	19.2	32	18	135	0.6	11
-SLSB6- 95-M 42	6	10	2	95	42	27	14.4	25	18	81	0.5	3.7
-120-M 67	6	10	2	120	67	27	17	25	18	106	0.6	6.2
-150-M 97	6	10	2	150	97	27	20.2	32	18	135	0.7	8.5
-SLRA6- 75-M 22	6	12	3	75	22	27	14.3	25	18	61	0.5	1.3
- 95-M 42	6	12	3	95	42	27	16.4	25	18	81	0.5	2.5
-120-M 67	6	12	3	120	67	27	19	25	18	106	0.6	4.1
-SLRB6- 95-M 42	6	14	4	95	42	27	18.4	32	18	80	0.6	1.6
-SLFB6- 75-M 22	6	14	4	75	22	27	16.3	32	18	60	0.6	1

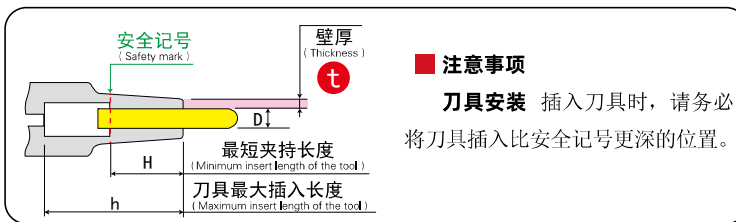
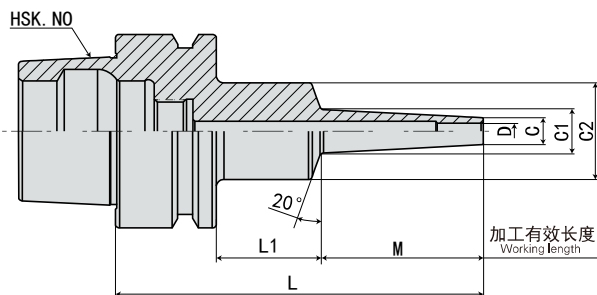
规格说明:


HSK50E - SLSA - 3 - 60 - M22

- 加工有效长度 Working length
- L 长度 Length (L)
- 刀杆直径 Diameter
- 功能代号 Holder type
- 锥柄形式 Taper size

·HSK50E-SL 热缩刀柄 (3°一体型)

HSK50E-SL SHRINK FIT HOLDER(3° MONO)



■ 注意事项
刀具安装 插入刀具时, 请务必将刀具插入比安全记号更深的位置。

型号 Model	D	C	t	L	M	L1	C1	C2	H	h	重量 KGS	S
HSK50E-SLSA8- 65-M 22	8	11	1.5	65	22	17	13.3	26	24	49	0.5	1.5
- 75-M 22	8	11	1.5	75	22	27	15.4	25	24	61	0.5	1.6
- 85-M 42	8	11	1.5	85	42	17	15.4	26	24	67	0.5	3.2
- 95-M4 2	8	11	1.5	95	42	27	15.4	25	24	81	0.5	3.5
-120-M 67	8	11	1.5	120	67	27	18	32	24	105	0.6	5.4
-150-M 97	8	11	1.5	150	97	27	21.2	32	24	132	0.7	8.1
-SLSB8- 95-M 42	8	13	2.5	95	42	27	17.4	32	24	80	0.6	2.1
-120-M 67	8	13	2.5	120	67	27	20	32	24	105	0.6	3.5
-150-M 97	8	13	2.5	150	97	27	23.2	32	24	135	0.7	5.3
-SLRA8- 60-M 22	8	14	3	60	22	12	16.3	26	24	44	0.5	0.9
- 75-M 22	8	14	3	75	22	27	16.3	25	24	61	0.5	1.1
- 95-M 42	8	14	3	95	42	27	18.4	25	24	81	0.5	2
-SLRB8- 95-M 42	8	18	5	95	42	27	22.4	32	24	80	0.6	1.1
-120-M 67	8	18	5	120	67	27	25	32	24	105	0.7	1.7
-SLFB8- 75-M 22	8	18	5	75	22	27	20.3	32	24	60	0.6	0.7
-SLSA10- 65-M 22	10	13	1.5	65	22	17	15.3	26	30	49	0.5	1.1
- 75-M 22	10	13	1.5	75	22	27	15.3	25	30	61	0.5	1.3
- 85-M 42	10	13	1.5	85	42	17	17.4	26	30	64	0.5	2.4
- 95-M 42	10	13	1.5	95	42	27	17.4	25	30	81	0.5	2.6
-120-M 67	10	13	1.5	120	67	27	20	32	30	105	0.6	4.1
-150-M 97	10	13	1.5	150	97	27	23.2	32	30	135	0.7	6.2
-SLSB10- 95-M 42	10	16	3	95	42	27	20.4	32	30	80	0.6	1.5
-120-M 67	10	16	3	120	67	27	23	32	30	105	0.7	2.4
-150-M 97	10	16	3	150	97	27	26.2	32	30	135	0.7	3.7
-SLRA10- 75-M 22	10	16	3	75	22	27	18.3	25	30	60	0.6	1
-SLRB10- 95-M 42	10	22	6	95	42	27	26.4	32	30	80	0.7	0.9
-120-M 67	10	22	6	120	67	27	29	42	30	107	0.8	1.1
-SLFB10- 75-M 22	10	22	6	75	22	27	24.3	32	30	60	0.6	0.6

规格说明:

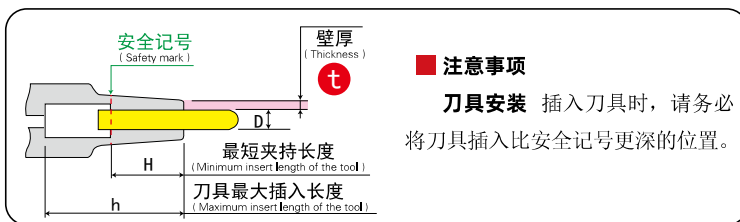
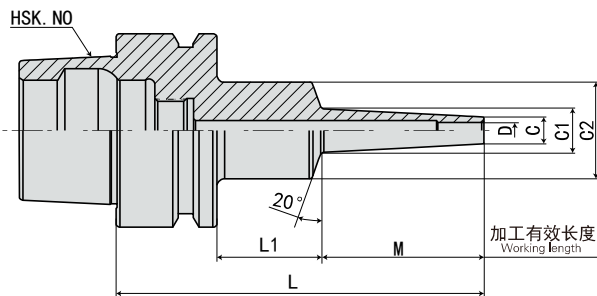
HSK50E - SLSA - 8 - 65 - M22

- 锥柄形式 Taper size
- 功能代号 Holder type
- 刀杆直径 Diameter
- L 长度 Length (L)
- 加工有效长度 Working length



·HSK50E-SL 热缩刀柄 (3°一体型)

HSK50E-SL SHRINK FIT HOLDER(3° MONO)


■ 注意事项

刀具安装 插入刀具时, 请务必将刀具插入比安全记号更深的位置。

型号 Model	D	C	t	L	M	L1	C1	C2	H	h	重量 KGS	S
HSK50E-SLSA12- 65-M 22	12	15	1.5	65	22	17	17.3	26	25	49	0.5	0.9
- 75-M 22	12	15	1.5	75	22	27	17.3	25	30	60	0.5	1.1
- 95-M 42	12	15	1.5	95	42	27	19.4	32	30	80	0.5	1.9
-120-M 67	12	15	1.5	120	67	27	22	32	30	105	0.6	3.3
-SLSB12- 95-M 42	12	19	3.5	95	42	27	23.4	32	30	80	0.6	1.2
-120-M 67	12	19	3.5	120	67	27	26	32	30	105	0.7	1.9
-150-M 97	12	19	3.5	150	97	27	29.2	32	30	135	0.9	2.5
-SLRA12- 75-M 22	12	20	4	75	22	27	22.3	25	30	62	0.6	0.9
-SLRB12- 95-M 42	12	26	7	95	42	27	30.4	42	30	82	0.8	0.6
-120-M 67	12	26	7	120	67	27	33	42	30	107	0.9	0.9
-SLFB12- 75-M 22	12	26	7	75	22	27	28.3	42	30	62	0.7	0.4
-SLSB16- 95-M 42	16	24	4	95	42	27	28.4	42	32	82	0.7	0.7
-120-M 67	16	24	4	120	67	27	31	42	32	107	0.8	1.2
-SLRA16- 60-M 22	16	26	5	60	22	12	28.3	34	32	44	0.6	0.4
-SLRB16- 75-M 22	16	32	8	75	22	27	34.3	42	32	62	0.7	0.4
-SLFB16- 75-M 22	16	32	8	75	22	27	34.3	42	32	62	0.7	0.4
-SLSB20- 95-M 42	20	29	4.5	95	42	27	33.4	42	40	82	0.7	0.6
-SLRA20- 65-M 22	20	32	6	65	22	17	34.3	40	38	49	0.6	0.3



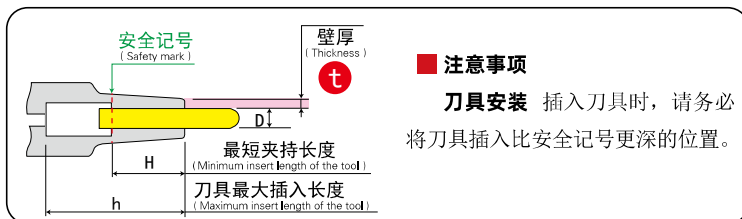
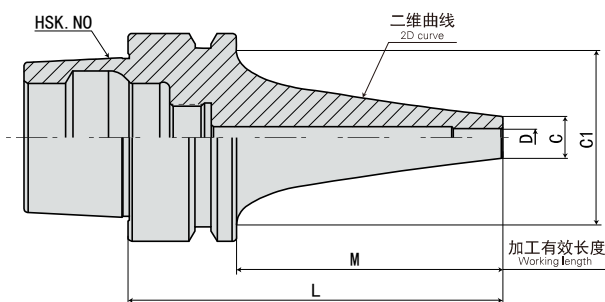
规格说明:

HSK50E - SLSA - 12 - 65 - M22

- 锥柄形式 Taper size
- 功能代号 Holder type
- 刀杆直径 Diameter
- L 长度 Length (L)
- 加工有效长度 Working length

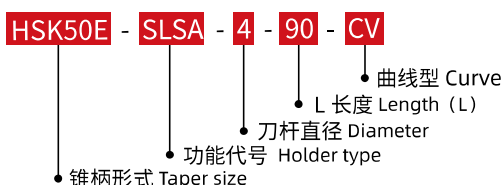
·HSK50E-SL 热缩刀柄 (CV 曲线型)

HSK50E-SL SHRINK FIT HOLDER(CV CURVE)



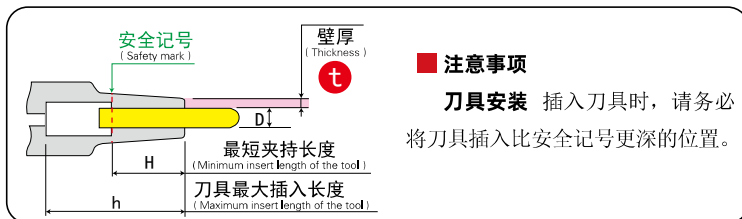
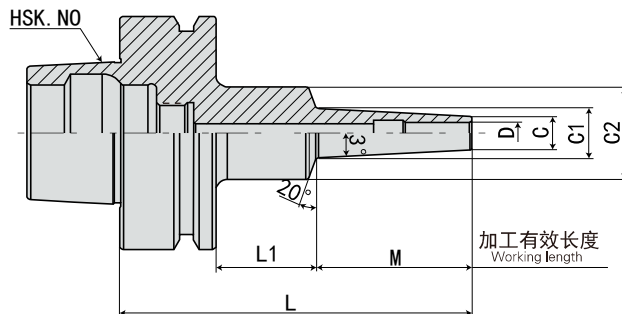
型号 Model	D	C	t	L	M	C1	H	h	重量 KGS	S
HSK50E-SLSA4- 90CV	4	7	1.5	90	64	42	12	74	0.6	1.8
-120CV	4	7	1.5	120	94	42	12	104	0.6	4.2
-150CV	4	7	1.5	150	124	42	12	134	0.7	6
-180CV	4	7	1.5	180	154	42	12	164	0.8	12
-SLRA4-120CV	4	10	3	120	94	42	12	104	0.7	2.7
-150CV	4	10	3	150	124	42	12	134	0.8	4.1
-SLSA6- 90CV	6	9	1.5	90	64	42	18	74	0.6	1.6
-120CV	6	9	1.5	120	94	42	18	104	0.6	3.5
-150CV	6	9	1.5	150	124	42	18	134	0.7	5.4
-180CV	6	9	1.5	180	154	42	18	164	0.9	7.6
-SLRA6-120CV	6	13	3.5	120	94	42	18	104	0.8	1.8
-150CV	6	13	3.5	150	124	42	18	132	0.9	2.7
-SLSA8- 90CV	8	11	1.5	90	64		24	74	0.6	1.4
-120CV	8	11	1.5	120	94	42	24	104	0.7	2.2
-150CV	8	11	1.5	150	124	42	24	134	0.7	4.9
-180CV	8	11	1.5	180	154	42	24	164	0.8	7.1
-SLRA8-120CV	8	16	4	120	94	42	24	102	0.8	1.3
-150CV	8	16	4	150	124	42	24	132	0.9	2.7
-SLSA10- 90CV	10	13	1.5	90	64	42	30	74	0.6	1.3
-120CV	10	13	1.5	120	94	42	30	104	0.7	2.1
-150CV	10	13	1.5	150	124	42	30	134	0.8	3.4
-180CV	10	13	1.5	180	154	42	30	162	0.8	6.9
-SLRA10-150CV	10	19	4.5	150	124	42	30	132	0.9	2.2

规格说明:



·HSK63F-SL 热缩刀柄 (3°一体型)

HSK63F-SL SHRINK FIT HOLDER(3° MONO)



型号 Model	D	C	t	L	M	L1	C1	C2	H	h	重量 KGS	S
HSK63F-SLSA 3- 95-M 42	3	6	1.5	95	42	27	10.4	25	9	78	0.7	9.1
-SLRA 3- 75-M 22	3	7.5	2.25	75	22	27	9.8	25	9	54	0.7	2.8
- 95-M 42	3	7.5	2.25	95	42	27	11.9	25	9	78	0.7	5.3
-SLFB 3- 75-M 22	3	9.5	3.25	75	22	27	11.8	25	9	58	0.7	1.9
- 95-M 42	3	9.5	3.25	95	42	27	13.9	25	9	78	0.8	3.2
-120-M 67	3	9.5	3.25	120	67	27	16.5	25	9	103	0.8	5.4
-SLSA 4- 95-M 42	4	7	1.5	95	42	27	11.4	25	12	78	0.7	7.2
-SLRA 4- 75-M 22	4	10	3	75	22	27	12.3	25	12	58	0.7	1.7
- 95-M 42	4	10	3	95	42	27	14.4	25	12	78	0.8	3.1
-SLFB 4- 75-M 22	4	12	4	75	22	27	14.3	25	12	58	0.7	1.3
- 95-M 42	4	12	4	95	42	27	16.4	25	12	78	0.8	2.2
-120-M 67	4	12	4	120	67	27	19	25	12	103	0.8	3.6
-SLSA 6- 95-M 42	6	9	1.5	95	42	27	13.4	25	18	78	0.7	4.8
-SLSB 6- 95-M 42	6	10	2	95	42	27	14.4	25	18	78	0.7	3.7
-SLRA 6- 75-M 22	6	12	3	75	22	27	14.3	25	18	58	0.7	1.3
- 95-M 42	6	12	3	95	42	27	16.4	25	18	78	0.8	2.4
-SLFB 6- 75-M 22	6	14	4	75	22	27	16.3	32	18	58	0.8	1
-SLSA 8- 95-M 42	8	11	1.5	95	42	27	15.4	25	24	78	0.7	3.4
-SLSB 8- 95-M 42	8	13	2.5	95	42	27	17.4	32	24	78	0.8	2.1
-SLRA 8- 75-M 22	8	14	3	75	22	27	16.3	25	24	58	0.7	1.1
- 95-M 42	8	14	3	95	42	27	18.4	25	24	78	0.8	2
-SLFB 8- 75-M 22	8	18	5	75	22	27	20.3	32	24	58	0.8	0.7
-SLSA10- 95-M 42	10	13	1.5	95	42	27	17.4	25	30	74	0.8	2.6
-SLSB10- 95-M 42	10	16	3	95	42	27	20.4	32	30	74	0.8	1.4
-SLRA10- 75-M 22	10	16	3	75	22	27	18.3	25	30	54	0.8	1
-SLFB10- 75-M 22	10	22	6	75	22	27	24.3	32	30	54	0.8	0.6
-SLSA12- 95-M 42	12	15	1.5	95	42	27	19.4	32	30	74	0.8	1.8
-SLSB12- 95-M 42	12	19	3.5	95	42	27	23.4	32	30	74	0.8	1.1
-SLRA12- 75-M 22	12	20	4	75	22	27	22.3	25	30	54	0.9	0.8
-SLFB12- 75-M 22	12	26	7	75	22	27	28.3	42	30	54	0.9	0.4
-SLFB16- 75-M 22	16	32	8	75	22	27	34.3	42	32	54	1	0.3
-SLFB20- 75-M 22	20	38	9	75	22	27	40.3	50	40	53	1.1	0.3
-SLFB25- 75-M 22	25	45	10	75	22	27	47.3	50	45	53	1.1	0.2

规格说明:

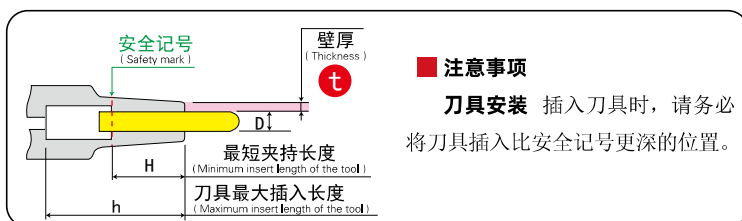
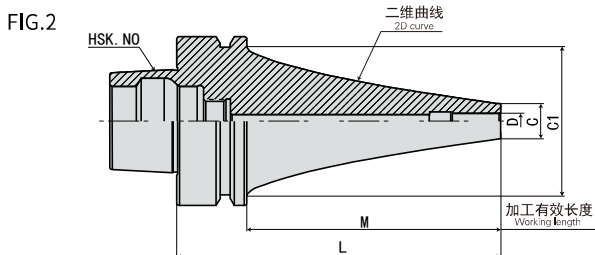
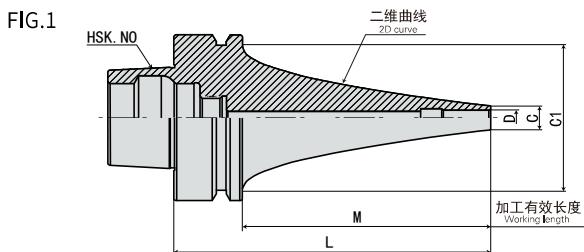
HSK63F - SLSA - 3 - 95 - M42

- 锥柄形式 Taper size
- 功能代号 Holder type
- 刀杆直径 Diameter
- L 长度 Length (L)
- 加工有效长度 Working length



·HSK63F-SL 热缩刀柄 (CV 曲线型)

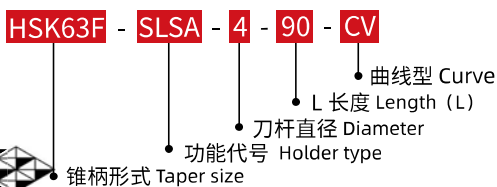
HSK63F-SL SHRINK FIT HOLDER(CV CURVE)



■ 注意事项
刀具安装 插入刀具时, 请务必将刀具插入比安全记号更深的位置。

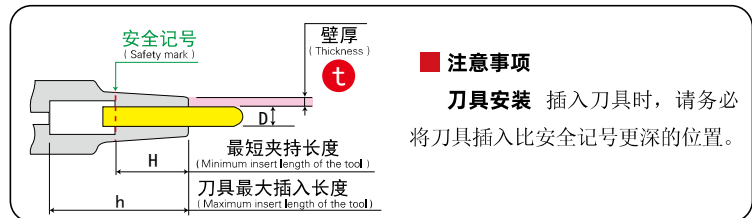
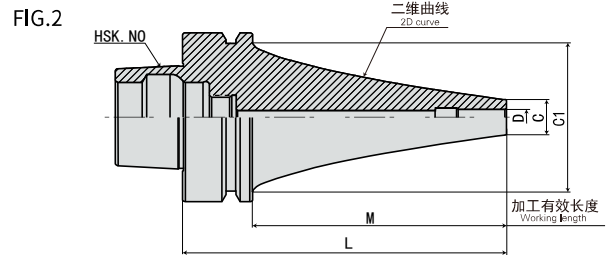
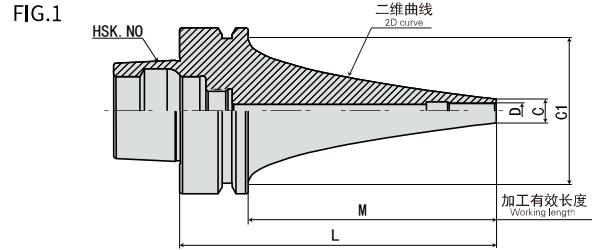
型号 Model	FIG	D	C	t	L	M	C1	H	h	重量 KGS	S
HSK63F-SLSA4- 90CV	1	4	7	1.5	90	64	53	12	65	0.9	1.8
-120CV	1	4	7	1.5	120	94	53	12	95	1	2.7
-150CV	1	4	7	1.5	150	124	53	12	125	1.2	4
-180CV	1	4	7	1.5	180	154	53	12	154	1.3	6.6
-210CV	1	4	7	1.5	210	184	53	12	185	1.3	11.6
-240CV	1	4	7	1.5	240	214	53	12	214	1.6	14
-270CV	1	4	7	1.5	270	244	53	12	245	1.9	11.9
-300CV	1	4	7	1.5	300	274	53	12	275	2	15.9
-SLRA4-120CV	2	4	10	3	120	94	53	12	95	1	1.9
-150CV	2	4	10	3	150	124	53	12	125	1.1	2.9
-180CV	2	4	10	3	180	154	53	12	155	1.4	3.3
-210CV	2	4	10	3	210	184	53	12	185	1.5	5.6
-SLSA6- 90CV	1	6	9	1.5	90	64	53	18	65	0.9	1.6
-120CV	1	6	9	1.5	120	94	53	18	95	1	2.3
-150CV	1	6	9	1.5	150	124	53	18	125	1.2	3.6
-180CV	1	6	9	1.5	180	154	53	18	154	1.3	5.7
-210CV	1	6	9	1.5	210	184	53	18	184	1.5	7.3
-240CV	1	6	9	1.5	240	214	53	18	214	1.6	12
-270CV	1	6	9	1.5	270	244	53	18	245	2	8.5
-300CV	1	6	9	1.5	300	274	53	18	275	2.2	11.7
-SLRA6- 90CV	2	6	13	3.5	90	64	53	18	65	1	0.8
-120CV	2	6	13	3.5	120	94	53	18	95	1.2	1.2
-150CV	2	6	13	3.5	150	124	53	18	125	1.3	1.9
-180CV	2	6	13	3.5	180	154	53	18	155	1.4	2.8
-210CV	2	6	13	3.5	210	184	53	18	185	1.5	4.8
-SLFA6- 90CV	2	6	13	3.5	90	64	53	18	65	1	0.8
-120CV	2	6	13	3.5	120	94	53	18	95	1.2	1.2
-150CV	2	6	13	3.5	150	124	53	18	125	1.3	1.9
-180CV	2	6	13	3.5	180	154	53	18	155	1.4	2.8
-210CV	2	6	13	3.5	210	184	53	18	185	1.5	4.8

规格说明:



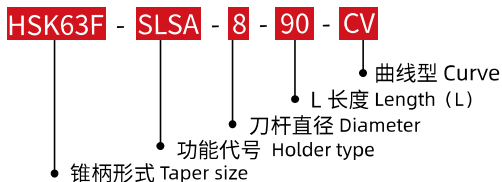
·HSK63F-SL 热缩刀柄 (CV 曲线型)

HSK63F-SL SHRINK FIT HOLDER(CV CURVE)



型号 Model	FIG	D	C	t	L	M	C1	H	h	重量 KGS	S
HSK63F-SLSA8- 90CV	1	8	11	1.5	90	64	53	24	65	0.9	1.4
-120CV	1	8	11	1.5	120	94	53	24	94	1.1	2
-150CV	1	8	11	1.5	150	124	53	24	124	1.3	2.7
-180CV	1	8	11	1.5	180	154	53	24	155	1.3	5
-210CV	1	8	11	1.5	210	184	53	24	184	1.5	6.6
-240CV	1	8	11	1.5	240	214	53	24	214	1.8	8.3
-270CV	1	8	11	1.5	270	244	53	24	244	2.1	6.9
-300CV	1	8	11	1.5	300	274	53	24	274	2.3	8.9
-SLRA8- 90CV	2	8	16	4	90	64	53	24	65	1	0.7
-120CV	2	8	16	4	120	94	53	24	95	1.2	1
-150CV	2	8	16	4	150	124	53	24	125	1.4	1.4
-180CV	2	8	16	4	180	154	53	24	155	1.6	2
-210CV	2	8	16	4	210	184	53	24	185	1.6	3.5
-SLFA8- 90CV	2	8	16	4	90	64	53	24	65	1	0.7
-120CV	2	8	16	4	120	94	53	24	95	1.2	1
-150CV	2	8	16	4	150	124	53	24	125	1.4	1.4
-180CV	2	8	16	4	180	154	53	24	155	1.6	2
-210CV	2	8	16	4	210	184	53	24	185	1.6	3.5
-SLSA10- 90CV	1	10	13	1.5	90	64	53	30	65	0.9	1.3
-120CV	1	10	13	1.5	120	94	53	30	95	1.2	1.3
-150CV	1	10	13	1.5	150	124	53	30	125	1.3	2.2
-180CV	1	10	13	1.5	180	154	53	30	154	1.5	3.4
-210CV	1	10	13	1.5	210	184	53	30	184	1.6	6
-240CV	1	10	13	1.5	240	214	53	30	212	2	5.8
-270CV	1	10	13	1.5	270	244	53	30	244	2.1	6.6
-300CV	1	10	13	1.5	300	274	53	30	274	2.3	8.5

规格说明:



·HSK63F-SL 热缩刀柄 (CV 曲线型)

HSK63F-SL SHRINK FIT HOLDER(CV CURVE)



FIG.1

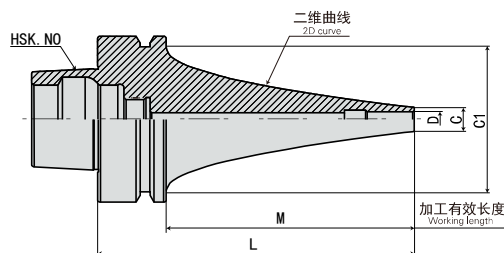
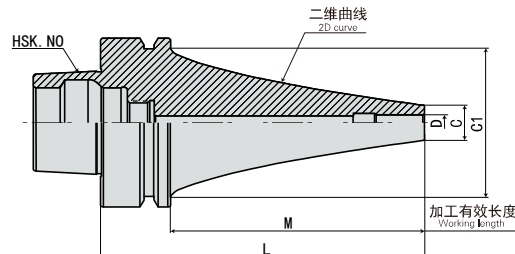
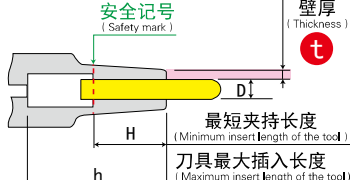


FIG.2



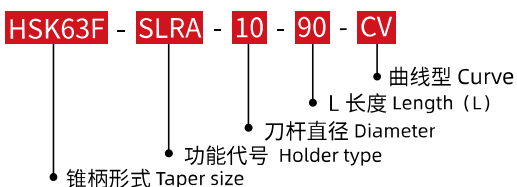


■ 注意事项

刀具安装 插入刀具时，请务必将刀具插入比安全记号更深的位置。

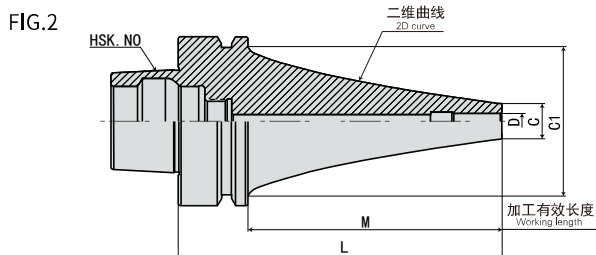
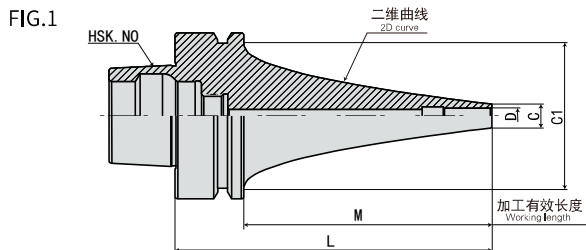
型号 Model	FIG	D	C	t	L	M	C1	H	h	重量 KGS	S
HSK63F-SLRA10- 90CV	2	10	19	4.5	90	64	53	30	65	1	0.7
-120CV	2	10	19	4.5	120	94	53	30	95	1.2	1
-150CV	2	10	19	4.5	150	124	53	30	125	1.4	1.4
-180CV	2	10	19	4.5	180	154	53	30	155	1.6	2
-210CV	2	10	19	4.5	210	184	53	30	185	1.6	3.5
-SLFA10- 90CV	2	10	19	4.5	90	64	53	30	65	1	0.7
-120CV	2	10	19	4.5	120	94	53	30	95	1.2	1
-150CV	2	10	19	4.5	150	124	53	30	125	1.4	1.4
-180CV	2	10	19	4.5	180	154	53	30	155	1.6	2
-210CV	2	10	19	4.5	210	184	53	30	185	1.6	3.5
-SLSA12- 90CV	1	12	15	1.5	90	64	53	30	64	1	0.9
-120CV	1	12	15	1.5	120	94	53	30	94	1.2	1.2
-150CV	1	12	15	1.5	150	124	53	30	124	1.3	2.4
-180CV	1	12	15	1.5	180	154	53	30	154	1.5	3.3
-210CV	1	12	15	1.5	210	184	53	30	184	1.7	4.6
-240CV	1	12	15	1.5	240	214	53	30	212	2	5.5
-270CV	1	12	15	1.5	270	244	53	30	244	2.2	5.4
-SLRA12- 90CV	2	12	22	5	90	64	53	30	64	1	0.6
-120CV	2	12	22	5	120	94	53	30	94	1.3	0.7
-150CV	2	12	22	5	150	124	53	30	124	1.5	1.1
-180CV	2	12	22	5	180	154	53	30	154	1.6	1.8
-210CV	2	12	22	5	210	184	53	30	184	1.7	2.8
-SLFA12- 90CV	2	12	22	5	90	64	53	30	64	1	0.6
-120CV	2	12	22	5	120	94	53	30	94	1.3	0.7
-150CV	2	12	22	5	150	124	53	30	124	1.5	1.1
-180CV	2	12	22	5	180	154	53	30	154	1.6	1.8
-210CV	2	12	22	5	210	184	53	30	184	1.7	2.8

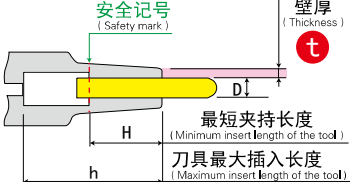
规格说明:



·HSK63F-SL 热缩刀柄 (CV 曲线型)

HSK63F-SL SHRINK FIT HOLDER(CV CURVE)



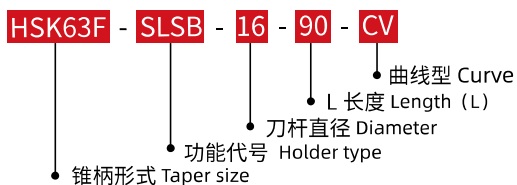


■ 注意事项

刀具安装 插入刀具时, 请务必将刀具插入比安全记号更深的位置。

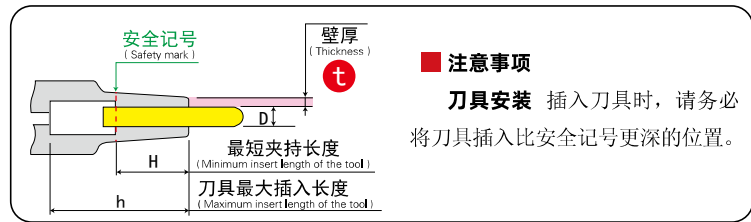
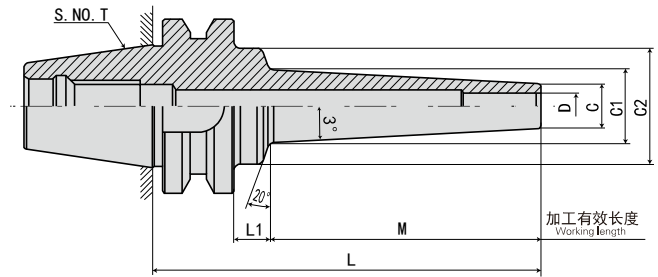
型号 Model	FIG	D	C	t	L	M	C1	H	h	重量 KGS	S
HSK63F-SLSB16-90CV	2	16	21	2.5	90	64	53	32	62	1.1	0.6
-120CV	2	16	21	2.5	120	94	53	32	92	1.4	0.8
-150CV	2	16	21	2.5	150	124	53	32	122	1.5	1.5
-180CV	2	16	21	2.5	180	154	53	32	152	1.9	1.9
-210CV	2	16	21	2.5	210	184	53	32	182	2	3
-240CV	2	16	21	2.5	240	214	53	32	212	2.3	3.7
-270CV	2	16	21	2.5	270	244	53	32	242	2.7	4.6
-SLSB20-90CV	2	20	26	3	90	64	53	40	62	1.1	0.5
-120CV	2	20	26	3	120	94	53	40	92	1.4	0.8
-150CV	2	20	26	3	150	124	53	40	122	1.6	1.3
-180CV	2	20	26	3	180	154	53	40	152	2	1.8
-210CV	2	20	26	3	210	184	53	40	182	2.3	2.3
-240CV	2	20	26	3	240	214	53	40	212	2.6	3
-270CV	2	20	26	3	270	244	53	40	242	3.1	3.4

规格说明:


 SHRINK FIT TOOL HOLDER SERIES
热缩刀柄系列

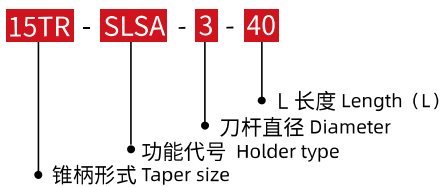
·15TR-SL 热缩刀柄 (3°一体型)

15TR-SL SHRINK FIT HOLDER(3° MONO)



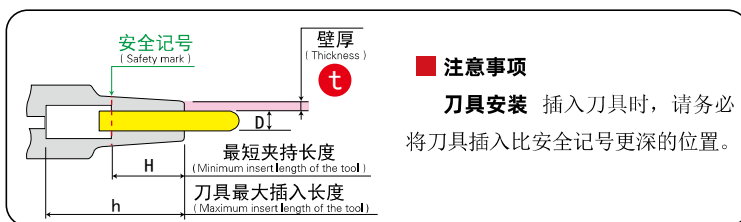
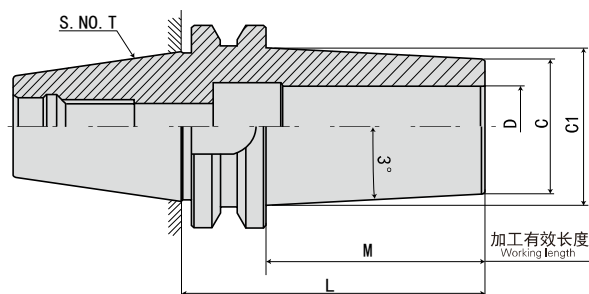
型号 Model	D	C	t	L	M	L1	C1	C2	H	h	重量 KGS	S
15TR3-SLSA3-40	3	6	1.5	40	22	5.5	8.3	18	9	46	0.1	4.7
-60	3	6	1.5	60	42	5.5	10.4	18	9	66	0.1	9.3
-SLSA3.175-40	3.175	6.175	1.5	40	22	5.5	8.5	18	9	46	0.1	4.4
-60	3.175	6.175	1.5	60	42	5.5	10.6	18	9	66	0.1	8.8
-SLSA4-40	4	7	1.5	40	22	5.5	9.3	18	12	46	0.1	3.6
-60	4	7	1.5	60	42	5.5	11.4	18	12	66	0.1	7.3
-SLSA5-40	5	8	1.5	40	22	5.5	10.3	18	15	46	0.1	2.9
-60	5	8	1.5	60	42	5.5	12.4	18	15	66	0.1	5.9
-SLSA6-60	6	9	1.5	60	42	5.5	13.4	18	18	66	0.1	4.9
-SLRA6-35	6	12	3	35	19.6	2.9	14.1	*	18	46	0.1	1.2
-SLRA8-35	8	14	3	35	19.6	2.9	16.1	*	20	51	0.1	0.9
-SLRA10-35	10	16	3	35	19.6	2.9	18.1	*	20	51	0.1	0.8

规格说明:



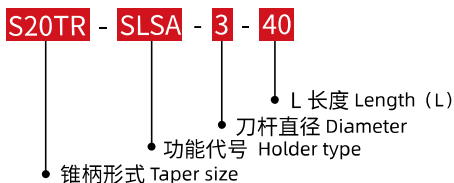
·S20TR-SL 热缩刀柄 (3°一体型)

S20TR-SL SHRINK FIT HOLDER(3° MONO)



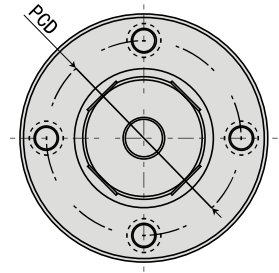
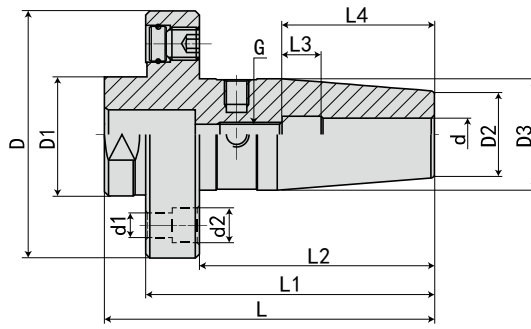
型号 Model	D	C	t	L	M	L1	C1	C2	H	h	重量 KGS	S
S20TR2-SLSA3-40	3	6	1.5	40	22	5.5	8.3	20	9	46	0.1	4.6
-60	3	6	1.5	60	42	5.5	10.4	20	9	66	0.1	9.2
-SLSA3.175-40	3.175	6.175	1.5	40	22	5.5	8.5	20	9	46	0.1	4.4
-60	3.175	6.175	1.5	60	42	5.5	10.6	20	9	66	0.1	8.8
-SLSA4-40	4	7	1.5	40	22	5.5	9.3	20	12	46	0.1	3.6
-60	4	7	1.5	60	42	5.5	11.4	20	12	66	0.1	7.2
-SLSA5-40	5	8	1.5	40	22	5.5	10.3	20	15	46	0.1	2.8
-60	5	8	1.5	60	42	5.5	12.4	20	15	66	0.1	5.8
-SLSA6-60	6	9	1.5	60	42	5.5	13.4	20	18	66	0.1	4.7
-SLRA6-35	6	12	3	35	19.6	2.9	14.1	*	18	46	0.1	1.1
-SLRA8-35	8	14	3	35	19.6	2.9	16.1	*	20	51	0.1	0.9
-SLRA10-35	10	16	3	35	19.6	2.9	18.1	*	20	51	0.1	0.8
-SLRA12-45	12	20	4	45	32.5	*	23.4	*	30	51	0.2	0.8

规格说明:



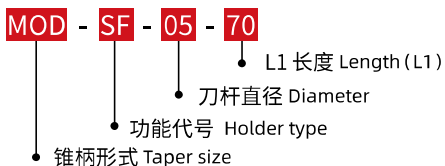
·MOD-SF 法兰盘

MOD-SF FLANGE PLATE



规格	L	L1	L2	L3	L4	D	D1	D2	D3	d	d1	d2	PCD	G	重量 KGS
MOD060-SF05-70	80	70	55	10	27	60	30	15	22	5	6	9	44	-	0.7
-SF06-70	80	70	55	10	36	60	30	21	27	6	6	9	44	M5*0.8P	0.7
-SF08-70	80	70	55	10	36	60	30	21	27	8	6	9	44	M6*1.0P	0.7
-SF10-70	80	70	55	10	41	60	30	24	32	10	6	9	44	M8*1.0P	0.7
-SF12-70	80	70	55	10	46	60	30	24	32	12	6	9	44	M10*1.0P	0.7
MOD070-SF05-75	85	75	60	10	36	70	35	15	22	5	7	11	53	-	1
-SF06-75	85	75	60	10	36	70	35	21	27	6	7	11	53	M5*0.8P	1
-SF08-75	85	75	60	10	36	70	35	21	27	8	7	11	53	M6*1.0P	1
-SF10-75	85	75	60	10	41	70	35	24	32	10	7	11	53	M8*1.0P	1
-SF12-75	85	75	60	10	46	70	35	24	32	12	7	11	53	M10*1.0P	1
-SF14-75	85	75	60	10	46	70	35	27	34	14	7	11	53	M10*1.0P	1
-SF16-75	85	75	60	10	49	70	35	27	34	16	7	11	53	M12*1.0P	1
MOD080-SF05-80	90	80	64	10	36	80	40	15	22	5	7	11	63	-	1.4
-SF06-80	90	80	64	10	36	80	40	21	27	6	7	11	63	M5*0.8P	1.4
-SF08-80	90	80	64	10	36	80	40	21	27	8	7	11	63	M6*1.0P	1.4
-SF10-80	90	80	64	10	41	80	40	24	32	10	7	11	63	M8*1.0P	1.4
-SF12-80	90	80	64	10	46	80	40	24	32	12	7	11	63	M10*1.0P	1.4
-SF14-80	90	80	64	10	46	80	40	27	34	14	7	11	63	M10*1.0P	1.4
-SF16-80	90	80	64	10	49	80	40	27	34	16	7	11	63	M12*1.0P	1.4
-SF18-80	90	80	64	10	49	80	40	33	42	18	7	11	63	M12*1.0P	1.4
-SF20-80	90	80	64	10	51	80	40	33	42	20	7	11	63	M16*1.0P	1.4
MOD100-SF12-80	92	80	62	10	46	100	50	24	32	12	9	14	79	M10*1.0P	2.3
-SF14-80	92	80	62	10	46	100	50	27	34	14	9	14	79	M10*1.0P	2.3
-SF16-80	92	80	62	10	49	100	50	27	34	16	9	14	79	M12*1.0P	2.3
-SF18-80	92	80	62	10	49	100	50	33	42	18	9	14	79	M12*1.0P	2.3
-SF20-80	92	80	62	10	51	100	50	33	42	20	9	14	79	M16*1.0P	2.3
-SF25-80	92	80	62	10	57	100	50	44	53	25	9	14	79	M16*1.0P	2.3
-SF32-80	92	80	62	10	61	100	50	44	53	32	9	14	79	M16*1.0P	2.3

规格说明:



两面定位系统

SBT 两面定位主轴系统

SBT SPINDLE SYSTEM



- 通过确立完善的量规系统，实现了锥面、端面同时两面定位的系统。



SBT 刀柄的各种优点:

- **提高**加工表面光洁度和加工尺寸精度
- **延长**刀具寿命
- **高刚性** 适合重切削
- **提高** ATC 自动换刀的重复精度
- 高速旋转时 Z 轴方向尺寸**稳定**
- **提高**镗孔加工的圆度

拉入量对于端面紧贴很重要！！

刀柄在未被拉紧时，与主轴端面有微小间隙。通过拉紧装置拉入，主轴因弹性形变产生扩张，实现端面完全贴紧。因此，确保端面紧贴的拉入量非常重要。

《参考值》

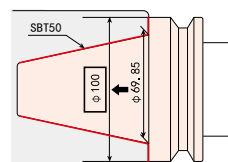
主轴规格	拉紧力	拉入量
#40	800Kg	20μm
#50	2000Kg	20μm

上表中的数值仅供参考，拉入量因主轴形状及紧固机构而异。（本公司加工中心的实测值）

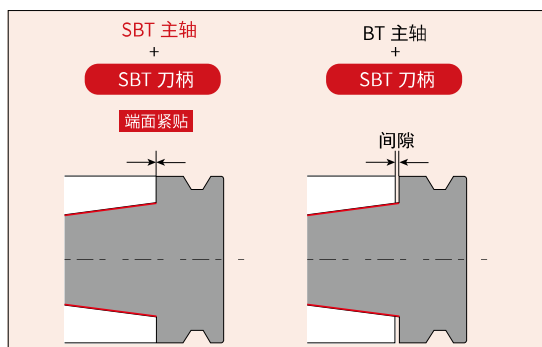
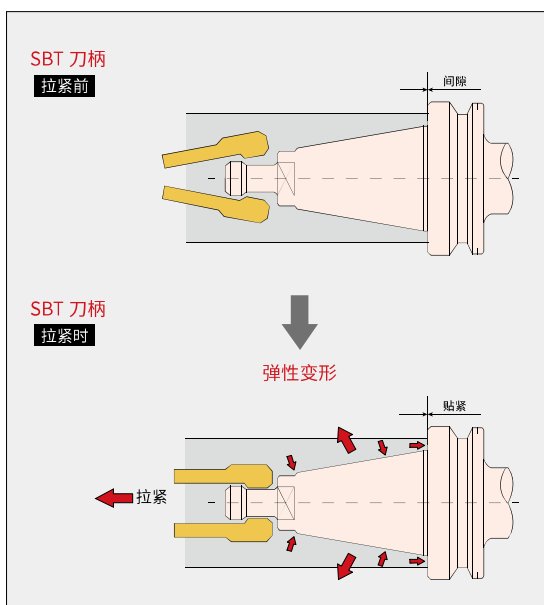
增加刀柄的基准直径，刚性增强。

根据力学原理，基准直径越大刚性越强，普通的 BT 刀柄的基准直径是锥柄的大端直径、而端面紧贴的 SBT 系统的基准直径是法兰外径。因此，SBT 刀柄刚性有了显著增强。

BT30 锥柄	φ31.75	φ46
BT40 锥柄	φ44.45	φ63
BT50 锥柄	φ69.85	φ100



“SBT 主轴 “与” SBT 刀柄 “的最强组合



刀柄除端面位置尺寸外，其他尺寸均以 MAS-BT 规格为标准。

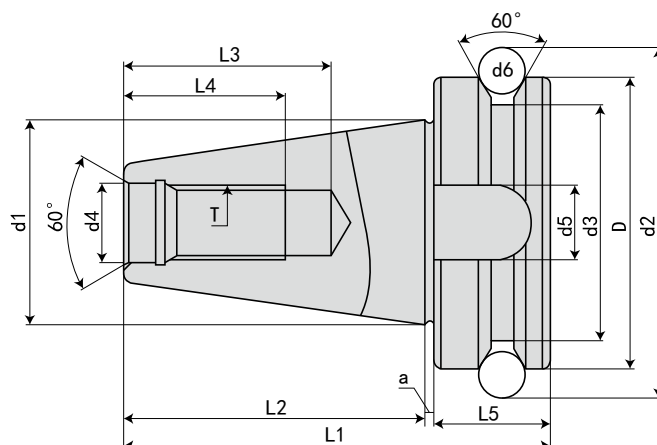
SBT 主轴系统通过组合 SBT 刀柄与 SBT 主轴，可最大限度地发挥两面定位的性能。 SBT 刀柄也可使用原有标准规格的 BT 主轴，但这种情况下没有两面定位功能。为了发挥两面定位的优异性能，请在 SBT 主轴中使用 SBT 刀柄。另外，使用 SBT 刀柄以外的两面定位刀柄时，可能会损伤机床主轴，敬请注意。

建议在 SBT 主轴中使用 SBT 刀柄。

请勿在 SBT 主轴中混用 SBT 刀柄和 BT 刀柄。

·参考资料

REFERENCE DETAILS



规格 Model	D h8	d1	d2	d3	d4 H8	d5 H12	d6	L1	L2 ±0.2	L3 Min	L4 Min	L5	a 0 -0.005	T 6H
SBT30	46	31.75	56.14	38	12.5	16.1	8	70.4	48.4	34	24	21	1	M12*1.75P
SBT40	63	44.45	75.679	53	17	16.1	10	92.4	65.4	43	30	26	1	M16*2.0P
SBT50	100	69.85	119.02	83	25	25.7	15	139.8	101.8	62	45	36.5	1.5	M24*3.0P

特点:

- ◎ 锥度精度: <AT3
- ◎ 基本材质: JIS-SCM415 or JIS SNCM220 or JIS SNCM439
- ◎ 硬度: HRC56°~58° 渗碳深度 >0.8mm
- ◎ 真圆度: <0.8um
- ◎ 表面粗糙度: Ra<0.5um
- ◎ 刀柄本体可另外指定: 通过 V 型法兰端出水规格 (DIN-69871-AD+B)
- ◎ ER、EOC、FMA、FMB、MLC、MLD、MLT、SCK、SFC、SKS、SLN (DIN、FID、JIS)、SOM、TG 皆符合: 通过刀柄本体中心出水规格 (DIN-69871-AD)
- ◎ 刀柄有预设标准动平衡 G6.3, 可另外指定精密动平衡 G2.5
- ◎ 本体规范: BIG-PLUS

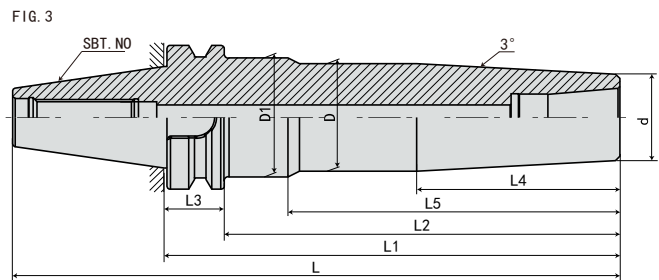
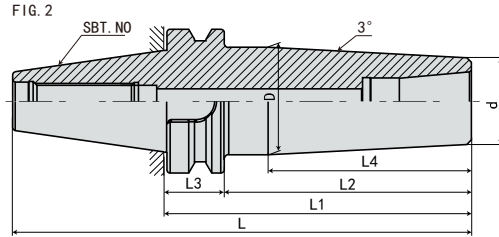
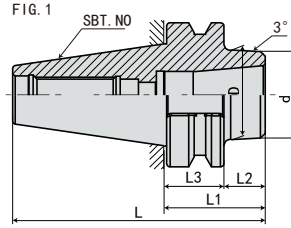
Features:

- ◎ Taper tolerance<AT3
- ◎ Basic Material:JIS-SCM415
- ◎ Hardness>HRC 56° Carbon depth>0.8mm
- ◎ Roundness<0.8um
- ◎ Surface roughness:Ra<0.5um
- ◎ If it is suitable for center coolant standard(DIN-69871-AD or B),it can be ordered
- ◎ ER、EOC、FMA、FMB、MLC、MLD、MLT、SCK、SFC、SKS、SLN(DIN、FID、JIS)、SOM、TG Are in compliance with:Water through the chuck body center type(DIN-69871-AD)
- ◎ The shank has pre-balance at G6.3,and can provide percision balance at G2.5,made by request
- ◎ Shank body standard:BIG-PLUS



·SBT-SLK 热缩基础柄

SBT-SLK SEMI-FINISHED SHRINK FIT CHUCK



规格 Model	L	L1	L2	L3	L4	L5	D	D1	d	FIG	重量 KGS
SBT30-SLK12- 45	93.4	45	24	22	-	-	40	-	38	1	
SBT40-SLK12- 45	110.4	45	19	27	-	-	40	-	38	1	1.15
- 75	140.4	75	49	27	-	-	42.4	-	38	1	1.45
-135	200.4	135	109	27	89	-	47	-	38	2	2.2
-165	230.4	165	139	27	89	-	47	-	38	2	2.65
-200	265.4	200	174	27	89	145	47	52	38	3	3.25
-225	290.4	225	199	27	89	145	47	52	38	3	

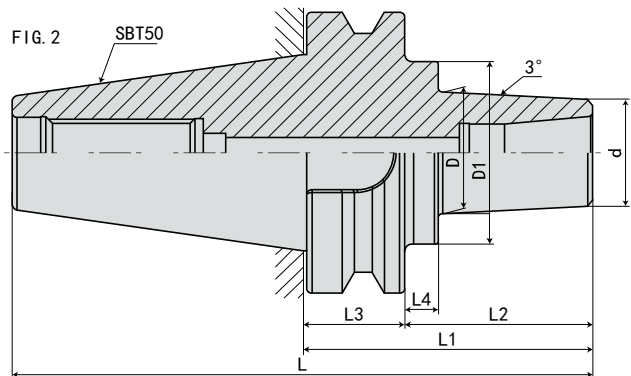
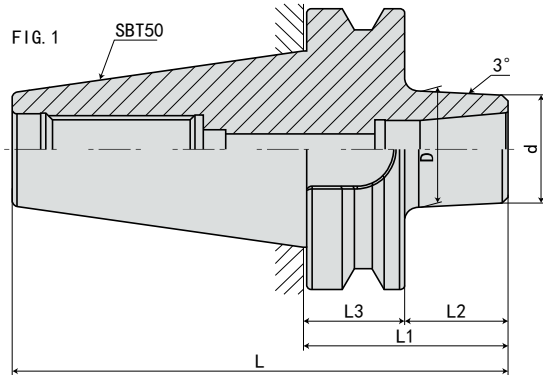
规格说明:

SBT30 - SLK - 12 - 45

- L1 长度 Length (L1)
- 刀杆直径 Diameter
- 功能代号 Holder type
- 锥柄形式 Taper size

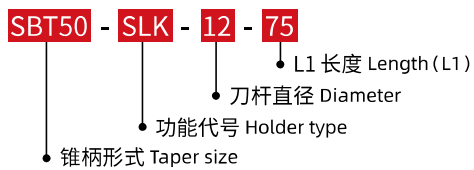
·SBT50-SLK 热缩基础柄

SBT50-SLK SEMI-FINISHED SHRINK FIT CHUCK



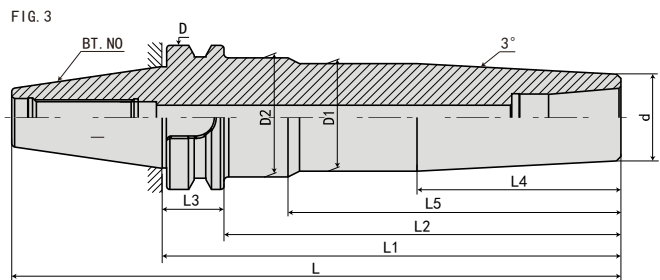
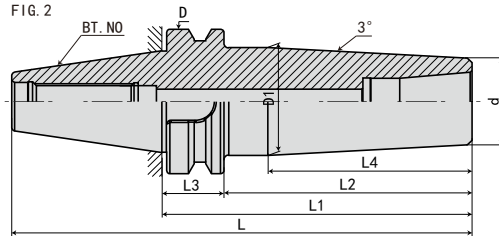
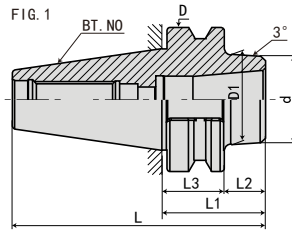
规格 Model	L	L1	L2	L3	L4	D	D1	d	FIG	重量 KGS
SBT50-SLK12- 75	176.8	75	38.5	38	-	41	-	38	1	
-105	206.8	105	68.5	38	12	43	65	38	2	
-135	236.8	135	98.5	38	12	46.5	65	38	2	
-165	266.8	165	128.5	38	12	50	65	38	2	
-225	326.8	225	188.5	38	12	56	65	38	2	
-265	366.8	265	228.5	38	12	60	65	38	2	
-315	416.8	315	278.5	38	12	65.5	65.5	38	2	

规格说明:



·BT-SLK 热缩基础柄

BT-SLK SEMI-FINISHED SHRINK FIT CHUCK



规格 Model	L	L1	L2	L3	L4	L5	D	D1	D2	d	FIG	重量 KGS
BT30-SLK12- 45	93.4	45	23	22	-	-	46	40	-	38	1	
BT40-SLK12- 45	110.4	45	18	27	-	-	63	40	-	38	1	1.15
- 75	140.4	75	48	27	-	-	63	42.4	-	38	1	1.45
-135	200.4	135	108	27	89	-	63	47	-	38	2	2.2
-165	230.4	165	138	27	89	-	63	47	-	38	2	2.65
-200	265.4	200	173	27	89	145	63	47	52	38	3	3.25
-225	290.4	225	198	27	89	145	63	47	52	38	3	3.7

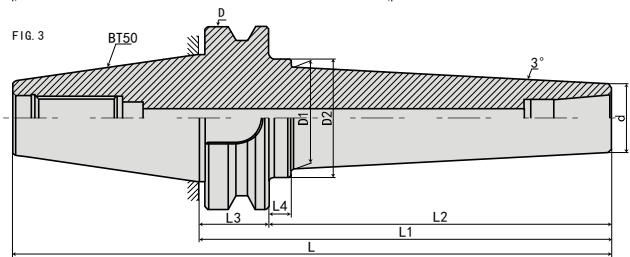
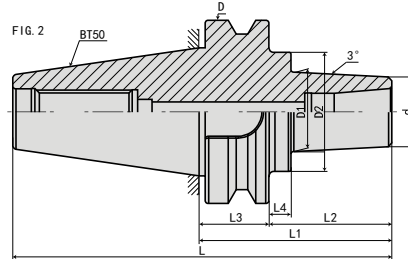
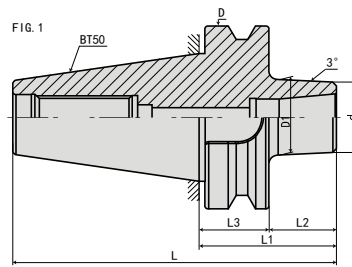
规格说明:

BT30 - SLK - 12 - 45

- L1 长度 Length (L1)
- 刀杆直径 Diameter
- 功能代号 Holder type
- 锥柄形式 Taper size

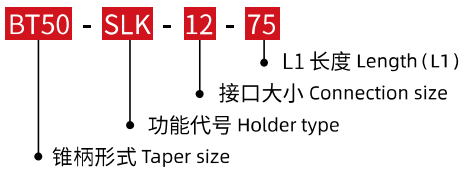
·BT50-SLK 热缩基础柄

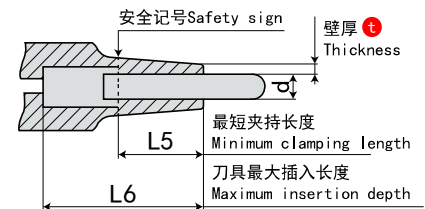
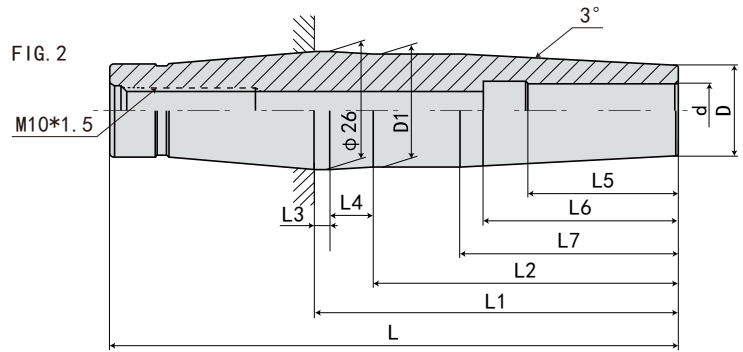

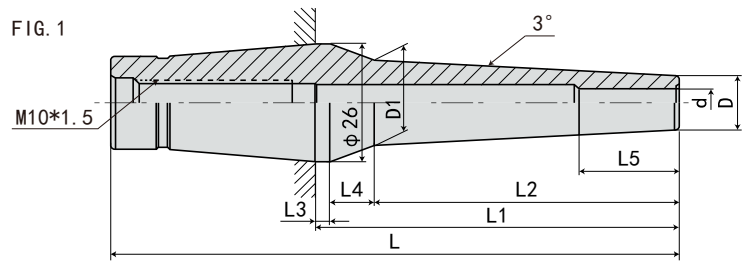
BT50-SLK SEMI-FINISHED SHRINK FIT CHUCK



规格 Model	L	L1	L2	L3	L4	D	D1	D2	d	FIG	重量 KGS
BT50-SLK12- 75	176.8	75	37	38	-	100	41	-	38	1	
-105	206.8	105	67	38	12	100	43	65	38	2	
-135	236.8	135	97	38	12	100	46.5	65	38	2	
-165	266.8	165	127	38	12	100	50	65	38	2	
-200	301.8	200	162	38	12	100	53.5	65	38	2	
-225	326.8	225	187	38	12	100	56	65	38	2	
-265	366.8	265	227	38	12	100	60	65	38	2	
-315	416.8	315	277	38	12	100	65.5	65.5	38	2	

规格说明:

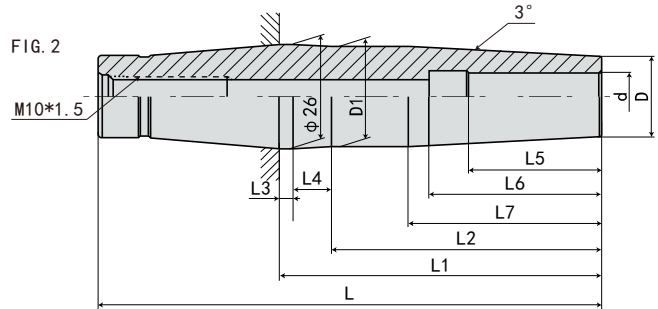
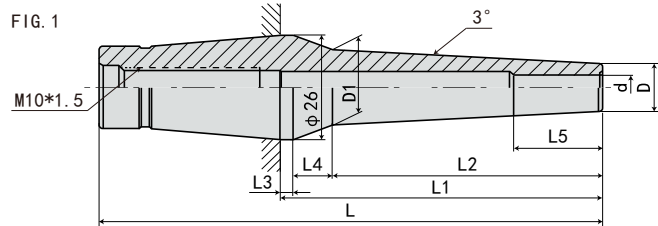
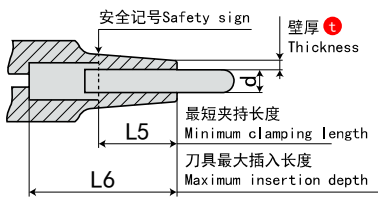


·CR 热缩延长杆 (标准款) CR HEAT SHRINKABLE EXTENSION ROD (STANDARD)


规格 Model	L	L1	L2	L3	L4	L5	L6	L7	D	D1	d	t	FIG	重量 KGS
CR12- 3- 35	80	35	22	3.5	9.5	12	-	-	7.5	9.9	3	2.25	1	0.2
- 55	100	55	42	3.5	9.5	12	-	-	7.5	12	3	2.25	1	0.2
- 80	125	80	67	3.5	9.5	12	-	-	7.5	14.6	3	2.25	1	0.2
- 4- 35	80	35	22	3.5	9.5	16	-	-	10	12.4	4	3	1	0.2
- 55	100	55	42	3.5	9.5	16	-	-	10	14.5	4	3	1	0.2
- 80	125	80	67	3.5	9.5	16	-	-	10	17.1	4	3	1	0.2
-110	155	110	97	3.5	9.5	16	-	-	10	20.2	4	3	1	0.25
- 5- 35	80	35	22	3.5	9.5	18	-	-	11	13.3	5	3	1	0.2
- 55	100	55	42	3.5	9.5	18	-	-	11	15.4	5	3	1	0.2
- 80	125	80	67	3.5	9.5	18	-	-	11	18.1	5	3	1	0.2
-110	155	110	97	3.5	9.5	18	-	-	11	21.2	5	3	1	0.25
- 6- 35	80	35	22	3.5	9.5	23	-	-	12	14.4	6	3	1	0.2
- 55	100	55	42	3.5	9.5	23	-	-	12	16.5	6	3	1	0.2
- 80	125	80	67	3.5	9.5	23	-	-	12	19.1	6	3	1	0.2
-110	155	110	97	3.5	9.5	23	-	-	12	22.2	6	3	1	0.25
- 8- 35	80	35	22	3.5	9.5	27	-	-	14	16.4	8	3	1	0.2
- 55	100	55	42	3.5	9.5	27	-	-	14	18.5	8	3	1	0.2
- 80	125	80	67	3.5	9.5	27	-	-	14	21.1	8	3	1	0.3
-110	155	110	97	3.5	9.5	27	-	-	14	24.2	8	3	1	0.35
-10- 35	80	35	22	3.5	9.5	32	42	-	16	18.4	10	3	1	0.2
- 55	100	55	42	3.5	9.5	32	42	-	16	20.5	10	3	1	0.2
- 80	125	80	67	3.5	9.5	32	42	-	16	23.1	10	3	1	0.3
-110	155	110	97	3.5	9.5	32	42	86	16	25.1	10	3	2	0.35
-12- 35	80	35	22	3.5	9.5	37	48	-	20	22.4	12	4	1	0.2
- 55	100	55	42	3.5	9.5	37	48	-	20	24.5	12	4	1	0.2
- 80	125	80	67	3.5	9.5	37	48	48	20	25.5	12	4	2	0.3
-110	155	110	97	3.5	9.5	37	48	48	20	25.1	12	4	2	0.35

·CS 热缩延长杆 (薄壁款)

CS HEAT SHRINKABLE EXTENSION ROD (THIN WALL STYLE)



规格 Model	L	L1	L2	L3	L4	L5	L6	L7	D	D1	d	t	FIG	重量 KGS
CS12- 3- 35	80	35	22	3.5	9.5	12	-	-	6	8.4	3	1.5	1	0.2
- 55	100	55	42	3.5	9.5	12	-	-	6	10.5	3	1.5	1	0.2
- 80	125	80	67	3.5	9.5	12	-	-	6	13.1	3	1.5	1	0.2
-110	155	110	97	3.5	9.5	12	-	-	6	16.2	3	1.5	1	0.25
- 4- 35	80	35	22	3.5	9.5	16	-	-	7	9.4	4	1.5	1	0.2
- 55	100	55	42	3.5	9.5	16	-	-	7	11.5	4	1.5	1	0.2
- 80	125	80	67	3.5	9.5	16	-	-	7	14.1	4	1.5	1	0.2
-110	155	110	97	3.5	9.5	16	-	-	7	17.2	4	1.5	1	0.25
- 5- 35	80	35	22	3.5	9.5	18	-	-	8	10.4	5	1.5	1	0.2
- 55	100	55	42	3.5	9.5	18	-	-	8	12.5	5	1.5	1	0.2
- 80	125	80	67	3.5	9.5	18	-	-	8	15.1	5	1.5	1	0.2
-110	155	110	97	3.5	9.5	18	-	-	8	18.2	5	1.5	1	0.25
- 6- 35	80	35	22	3.5	9.5	23	-	-	9	11.4	6	1.5	1	0.2
- 55	100	55	42	3.5	9.5	23	-	-	9	13.5	6	1.5	1	0.2
- 80	125	80	67	3.5	9.5	23	-	-	9	16.1	6	1.5	1	0.2
-110	155	110	97	3.5	9.5	23	-	-	9	19.2	6	1.5	1	0.25
- 7- 35	80	35	22	3.5	9.5	25	-	-	10	12.4	7	1.5	1	0.2
- 55	100	55	42	3.5	9.5	25	-	-	10	14.5	7	1.5	1	0.2
- 80	125	80	67	3.5	9.5	25	-	-	10	17.1	7	1.5	1	0.2
-110	155	110	97	3.5	9.5	25	-	-	10	20.2	7	1.5	1	0.25
- 8- 35	80	35	22	3.5	9.5	27	-	-	11	13.4	8	1.5	1	0.2
- 55	100	55	42	3.5	9.5	27	-	-	11	15.5	8	1.5	1	0.2
- 80	125	80	67	3.5	9.5	27	-	-	11	18.1	8	1.5	1	0.2
-110	155	110	97	3.5	9.5	27	-	-	11	21.2	8	1.5	1	0.25
- 9- 35	80	35	22	3.5	9.5	29	42	-	12	14.4	9	1.5	1	0.2
- 55	100	55	42	3.5	9.5	29	42	-	12	16.5	9	1.5	1	0.2
- 80	125	80	67	3.5	9.5	29	42	-	12	19.1	9	1.5	1	0.2
-110	155	110	97	3.5	9.5	29	42	-	12	22.2	9	1.5	1	0.25
-10- 35	80	35	22	3.5	9.5	32	42	-	13	15.4	10	1.5	1	0.2
- 55	100	55	42	3.5	9.5	32	42	-	13	17.5	10	1.5	1	0.2
- 80	125	80	67	3.5	9.5	32	42	-	13	20.1	10	1.5	1	0.2
-110	155	110	97	3.5	9.5	32	42	-	13	23.2	10	1.5	1	0.25
-11- 35	80	35	22	3.5	9.5	34	44	-	14	16.4	11	1.5	1	0.2
- 55	100	55	42	3.5	9.5	34	44	-	14	18.5	11	1.5	1	0.2
- 80	125	80	67	3.5	9.5	34	44	-	14	21.1	11	1.5	1	0.2
-110	155	110	97	3.5	9.5	34	44	-	14	24.2	11	1.5	1	0.25
-12- 35	80	35	22	3.5	9.5	37	48	-	15	17.4	12	1.5	1	0.2
- 55	100	55	42	3.5	9.5	37	48	-	15	19.5	12	1.5	1	0.2
- 80	125	80	67	3.5	9.5	37	48	-	15	22.1	12	1.5	1	0.2
-110	155	110	97	3.5	9.5	37	48	95	15	25	12	1.5	2	0.25



·BT30-SF 热缩刀柄 (4.5 度标准型)

BT30-SF SHRINK FIT TOOL HOLDER (4.5° STANDARD VERSION)



FIG. 1

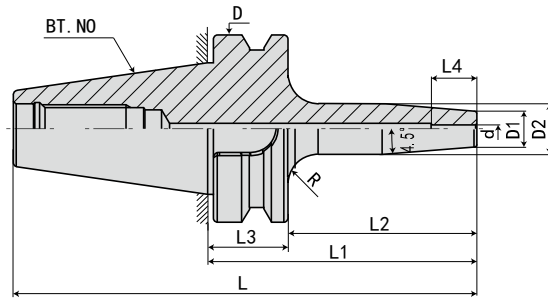
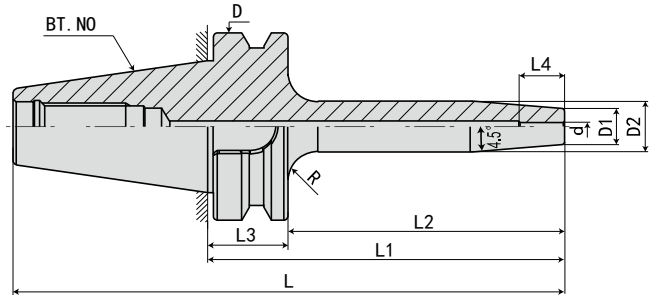
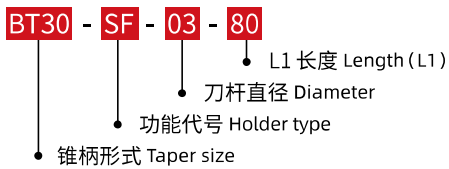


FIG. 2



规格 Model	L	L1	L2	L3	L4	D	D1	D2	d	R	FIG	重量 KGS
BT30-SF03- 80	128.4	80	58	22	12	46	12	17	3	5	1	0.6
-SF04- 80	128.4	80	58	22	16	46	12	17	4	5	1	0.6
-120	168.4	120	98	22	16	46	12	20	4	5	2	0.7
-SF05- 80	128.4	80	58	22	18	46	12	17	5	5	1	0.6
-120	168.4	120	98	22	18	46	12	20	5	5	2	0.7

规格说明:


 SHRINK FIT TOOL HOLDER SERIES
 热缩刀柄系列

·BT30-SF 热缩刀柄 (4.5 度标准型)

BT30-SF SHRINK FIT TOOL HOLDER (4.5° STANDARD VERSION)



FIG. 1

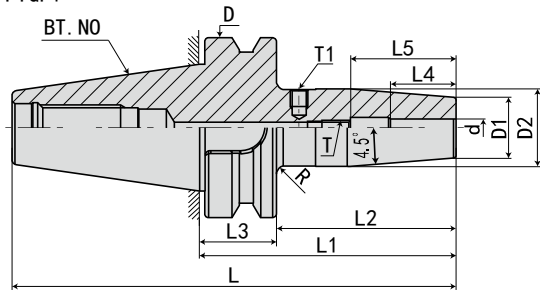
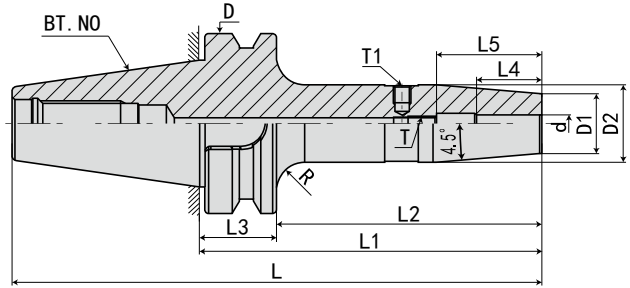


FIG. 2



规格 Model	L	L1	L2	L3	L4	L5	D	D1	D2	d	T	T1	R	FIG	重量 KGS
BT30-SF06- 80	128.4	80	58	22	26	36	46	21	27	6	M5*0.8P	M6*1.0P	3	1	0.7
-120	168.4	120	98	22	26	36	46	21	27	6	M5*0.8P	M6*1.0P	5	2	0.9
-SF08- 80	128.4	80	58	22	26	36	46	21	27	8	M6*1.0P	M6*1.0P	3	1	0.7
-120	168.4	120	98	22	26	36	46	21	27	8	M6*1.0P	M6*1.0P	5	2	0.9
-SF10- 80	128.4	80	58	22	32	42	46	24	32	10	M8*1.0P	M6*1.0P	1	1	0.8
-120	168.4	120	98	22	32	42	46	24	32	10	M8*1.0P	M6*1.0P	4	2	1.1
-SF12- 80	128.4	80	58	22	37	47	46	24	32	12	M10*1.0P	M6*1.0P	1	1	0.8
-120	168.4	120	98	22	37	47	46	24	32	12	M10*1.0P	M6*1.0P	4	2	1.1
-SF14- 80	128.4	80	58	22	37	47	46	27	34	14	M10*1.0P	M6*1.0P	1	1	0.8
-120	168.4	120	98	22	37	47	46	27	34	14	M10*1.0P	M6*1.0P	3	2	1.1
-SF16- 90	138.4	90	68	22	40	50	46	27	34	16	M12*1.0P	M6*1.0P	1	1	0.8
-120	168.4	120	98	22	40	50	46	27	34	16	M12*1.0P	M6*1.0P	3	2	1.1
-SF18- 90	138.4	90	68	22	40	50	46	33	42	18	M12*1.0P	M6*1.0P	1	1	1
-120	168.4	120	98	22	40	50	46	33	42	18	M12*1.0P	M6*1.0P	1	2	1.5
-SF20- 90	138.4	90	68	22	42	52	46	33	42	20	M16*1.0P	M6*1.0P	1	1	1
-120	168.4	120	98	22	42	52	46	33	42	20	M16*1.0P	M6*1.0P	1	2	1.5

规格说明:

BT30 - SF - 06 - 80

- L1 长度 Length (L1)
- 刀杆直径 Diameter
- 功能代号 Holder type
- 锥柄形式 Taper size

·BT40-SF 热缩刀柄 (4.5 度标准型)

BT40-SF SHRINK FIT TOOL HOLDER (4.5° STANDARD VERSION)



FIG. 1

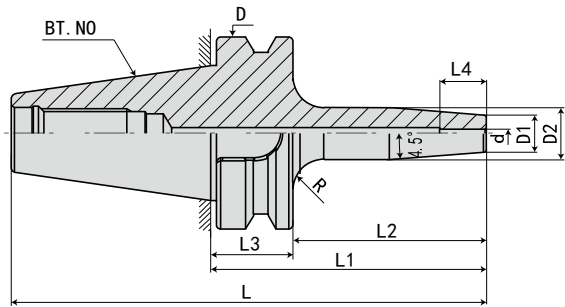
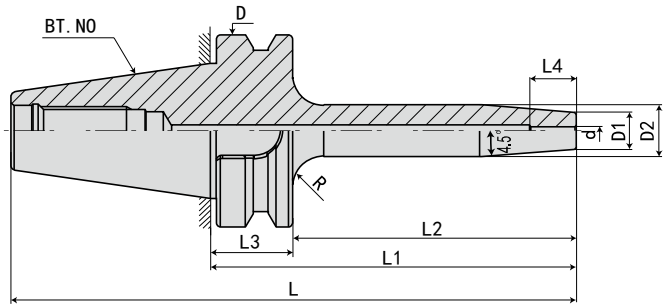
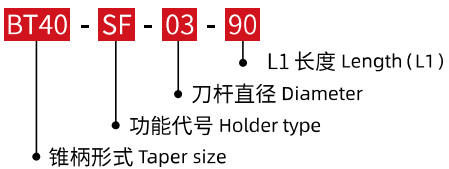


FIG. 2



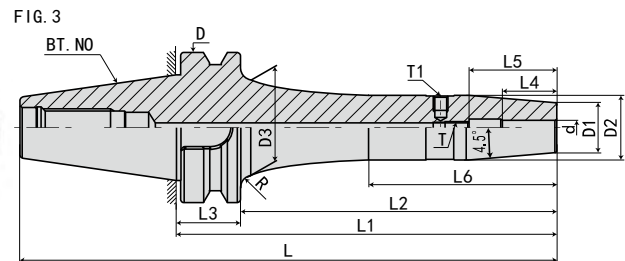
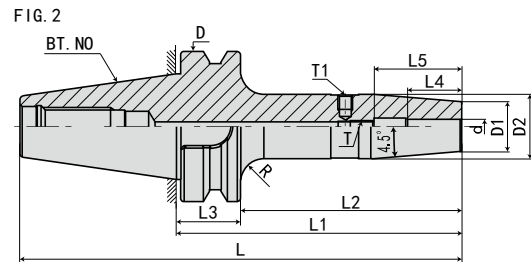
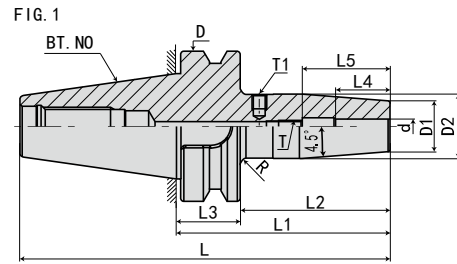
规格 Model	L	L1	L2	L3	L4	D	D1	D2	d	R	FIG	重量 KGS
BT40-SF03- 90	155.4	90	63	27	12	63	12	17	3	5	1	1.1
-120	185.4	120	93	27	12	63	12	20	3	5	2	1.2
-160	225.4	160	133	27	12	63	12	20	3	5	2	1.3
-SF04- 90	155.4	90	63	27	16	63	12	17	4	5	1	1.1
-120	185.4	120	93	27	16	63	12	22	4	5	2	1.2
-160	225.4	160	133	27	16	63	12	22	4	5	2	1.3
-SF05- 90	155.4	90	63	27	18	63	12	17	5	5	1	1.1
-120	185.4	120	93	27	18	63	12	22	5	5	2	1.2
-160	225.4	160	133	27	18	63	12	22	5	5	2	1.3

规格说明:



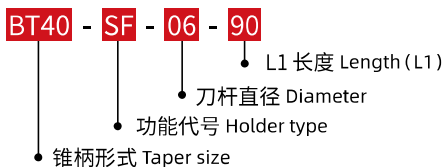
·BT40-SF 热缩刀柄 (4.5° 标准型)

BT40-SF SHRINK FIT TOOL HOLDER (4.5° STANDARD VERSION)



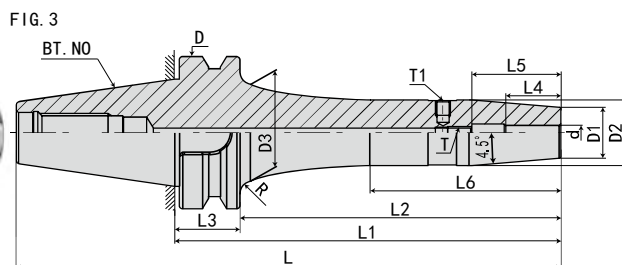
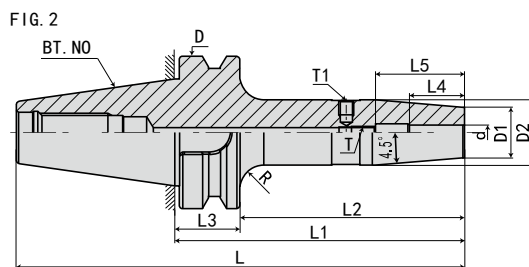
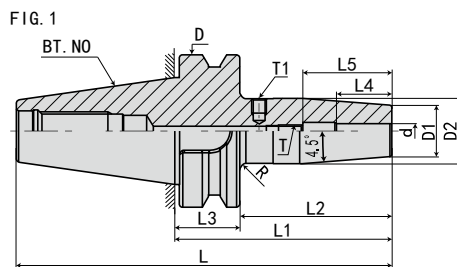
规格 Model	L	L1	L2	L3	L4	L5	L6	D	D1	D2	D3	d	T	T1	R	FIG	重量 KGS
BT40-SF06- 90	155.4	90	63	27	26	36	-	63	21	27	-	6	M5*0.8P	M6*1.0P	5	1	1.2
-120	185.4	120	93	27	26	36	-	63	21	27	-	6	M5*0.8P	M6*1.0P	10	2	1.5
-160	225.4	160	133	27	26	36	78	63	21	27	41	6	M5*0.8P	M6*1.0P	5	3	1.8
-200	265.4	200	173	27	26	36	118	63	21	27	41	6	M5*0.8P	M6*1.0P	5	3	2.2
-250	315.4	250	223	27	26	36	168	63	21	27	41	6	M5*0.8P	M6*1.0P	5	3	2.6
-SF08- 90	155.4	90	63	27	26	36	-	63	21	27	-	8	M6*1.0P	M6*1.0P	5	1	1.2
-120	185.4	120	93	27	26	36	-	63	21	27	-	8	M6*1.0P	M6*1.0P	10	2	1.5
-160	225.4	160	133	27	26	36	78	63	21	27	41	8	M6*1.0P	M6*1.0P	5	3	1.8
-200	265.4	200	173	27	26	36	118	63	21	27	41	8	M6*1.0P	M6*1.0P	5	3	2.2
-250	315.4	250	223	27	26	36	168	63	21	27	41	8	M6*1.0P	M6*1.0P	5	3	2.6
-SF10- 90	155.4	90	63	27	32	42	-	63	24	32	-	10	M8*1.0P	M6*1.0P	2	1	1.3
-120	185.4	120	93	27	32	42	-	63	24	32	-	10	M8*1.0P	M6*1.0P	10	2	1.6
-160	225.4	160	133	27	32	42	78	63	24	32	40	10	M8*1.0P	M6*1.0P	5	3	1.9
-200	265.4	200	173	27	32	42	118	63	24	32	40	10	M8*1.0P	M6*1.0P	5	3	2.3
-250	315.4	250	223	27	32	42	168	63	24	32	40	10	M8*1.0P	M6*1.0P	5	3	2.7
-SF12- 90	155.4	90	63	27	37	47	-	63	24	32	-	12	M10*1.0P	M6*1.0P	2	1	1.3
-120	185.4	120	93	27	37	47	-	63	24	32	-	12	M10*1.0P	M6*1.0P	10	2	1.6
-160	225.4	160	133	27	37	47	78	63	24	32	40	12	M10*1.0P	M6*1.0P	5	3	1.9
-200	265.4	200	173	27	37	47	118	63	24	32	40	12	M10*1.0P	M6*1.0P	5	3	2.3
-250	315.4	250	223	27	37	47	168	63	24	32	40	12	M10*1.0P	M6*1.0P	5	3	2.7
-SF14- 90	155.4	90	63	27	37	48	-	63	27	34	-	14	M10*1.0P	M6*1.0P	4	1	1.3
-120	185.4	120	93	27	37	47	-	63	27	34	-	14	M10*1.0P	M6*1.0P	10	2	1.6
-160	225.4	160	133	27	37	47	78	63	27	34	42	14	M10*1.0P	M6*1.0P	3	3	1.9
-200	265.4	200	173	27	37	47	118	63	27	34	42	14	M10*1.0P	M6*1.0P	3	3	2.3
-250	315.4	250	223	27	37	47	168	63	27	34	42	14	M10*1.0P	M6*1.0P	3	3	2.7

规格说明:



·BT40-SF 热缩刀柄 (4.5° 标准型)

BT40-SF SHRINK FIT TOOL HOLDER (4.5° STANDARD VERSION)



规格 Model	L	L1	L2	L3	L4	L5	L6	D	D1	D2	D3	d	T	T1	R	FIG	重量 KGS
BT40-SF16- 90	155.4	90	63	27	40	50	-	63	27	34	-	16	M12*1.0P	M6*1.0P	3	1	1.3
-120	185.4	120	93	27	40	50	-	63	27	34	-	16	M12*1.0P	M6*1.0P	10	2	1.6
-160	225.4	160	133	27	40	50	78	63	27	34	42	16	M12*1.0P	M6*1.0P	3	3	1.9
-200	265.4	200	173	27	40	50	118	63	27	34	42	16	M12*1.0P	M6*1.0P	3	3	2.3
-250	315.4	250	223	27	40	50	168	63	27	34	42	16	M12*1.0P	M6*1.0P		3	2.7
-SF18- 90	155.4	90	63	27	40	50	-	63	33	41	-	18	M12*1.0P	M6*1.0P	2	1	1.4
-120	185.4	120	93	27	40	50	-	63	33	42	-	18	M12*1.0P	M6*1.0P	5	2	1.8
-160	225.4	160	133	27	40	50	-	63	33	42	-	18	M12*1.0P	M6*1.0P	5	2	2.1
-200	265.4	200	173	27	40	50	-	63	33	42	-	18	M12*1.0P	M6*1.0P	5	2	2.4
-250	315.4	250	223	27	40	50	-	63	33	42	-	18	M12*1.0P	M6*1.0P		2	2.8
-SF20- 90	155.4	90	63	27	42	50	-	63	33	41	-	20	M16*1.0P	M6*1.0P	2	1	1.4
-120	185.4	120	93	27	42	50	-	63	33	42	-	20	M16*1.0P	M6*1.0P	5	2	1.8
-160	225.4	160	133	27	42	50	-	63	33	42	-	20	M16*1.0P	M6*1.0P	5	2	2.1
-200	265.4	200	173	27	42	50	-	63	33	42	-	20	M16*1.0P	M6*1.0P	5	2	2.4
-250	315.4	250	223	27	42	52	-	63	33	42	-	20	M16*1.0P	M6*1.0P		2	2.8
-SF25-100	155.4	90	63	27	48	58	-	63	44	53	-	25	M16*1.0P	M6*1.0P	2	1	2.1
-120	185.4	120	93	27	48	58	-	63	44	53	-	25	M16*1.0P	M6*1.0P	2	2	2.3
-160	225.4	160	133	27	48	58	-	63	44	53	-	25	M16*1.0P	M6*1.0P	2	2	2.6
-200	265.4	200	173	27	48	58	-	63	44	53	-	25	M16*1.0P	M6*1.0P	2	2	3.1
-250	315.4	250	223	27	48	58	-	63	44	53	-	25	M16*1.0P	M6*1.0P		2	3.6
-SF32-100	155.4	90	63	27	52	62	-	63	44	53	-	32	M16*1.0P	M6*1.0P	2	1	2.1
-120	185.4	120	93	27	52	62	-	63	44	53	-	32	M16*1.0P	M6*1.0P	2	2	2.3
-160	225.4	160	133	27	52	62	-	63	44	53	-	32	M16*1.0P	M6*1.0P	2	2	2.6
-200	265.4	200	173	27	52	62	-	63	44	53	-	32	M16*1.0P	M6*1.0P	2	2	3.1
-250	315.4	250	223	27	52	62	-	63	44	53	-	32	M16*1.0P	M6*1.0P		2	3.6

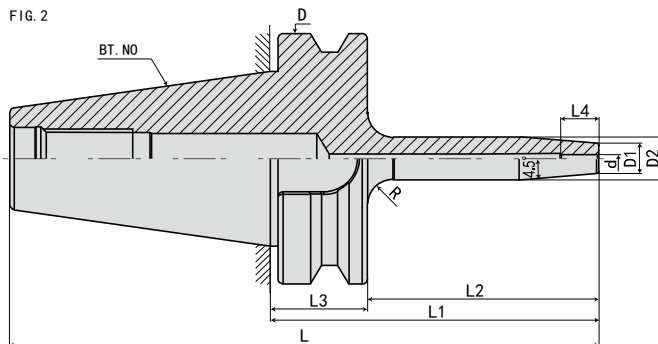
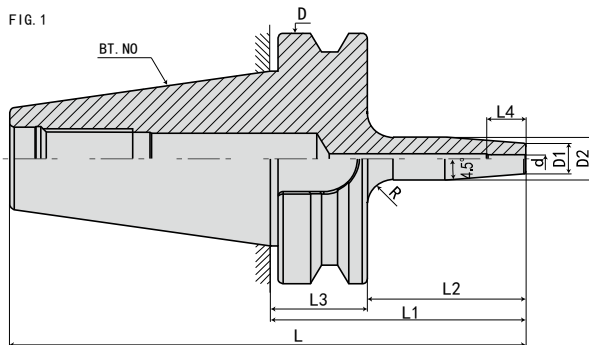
规格说明:

BT40 - SF - 16 - 90

- L1 长度 Length (L1)
- 刀杆直径 Diameter
- 功能代号 Holder type
- 锥柄形式 Taper size

·BT50-SF 热缩刀柄 (4.5 度标准型)

BT50-SF SHRINK FIT TOOL HOLDER (4.5° STANDARD VERSION)



规格 Model	L	L1	L2	L3	L4	D	D1	D2	d	R	FIG	重量 KGS
BT50-SF03-100	201.8	100	62	38	12	100	12	17	3	10	1	3.7
-120	221.8	120	82	38	12	100	12	20	3	10	2	3.9
-160	261.8	160	122	38	12	100	12	20	3	10	2	4.2
-SF04-100	201.8	100	62	38	16	100	12	17	4	10	1	3.7
-120	221.8	120	82	38	16	100	15	22	4	10	2	3.9
-160	261.8	160	122	38	16	100	15	22	4	10	2	4.2
-SF05-100	201.8	100	62	38	18	100	12	17	5	10	1	3.7
-120	221.8	120	82	38	18	100	15	22	5	10	2	3.9
-160	261.8	160	122	38	18	100	15	22	5	10	2	4.2

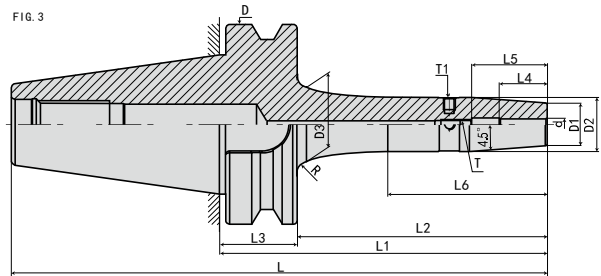
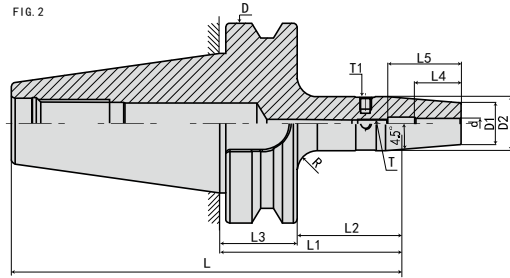
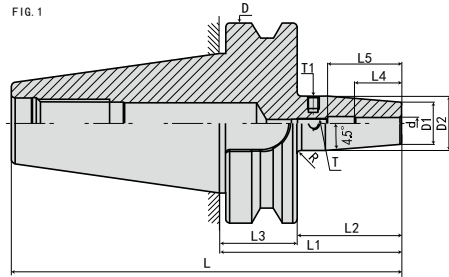
规格说明:

BT50 - SF - 03 - 100

- L1 长度 Length (L1)
- 刀杆直径 Diameter
- 功能代号 Holder type
- 锥柄形式 Taper size

·BT50-SF 热缩刀柄 (4.5 度标准型)

BT50-SF SHRINK FIT TOOL HOLDER (4.5° STANDARD VERSION)



规格 Model	L	L1	L2	L3	L4	L5	L6	D	D1	D2	D3	d	T	T1	FIG	重量 KGS
BT50-SF06-100	201.8	100	62	38	26	36	-	100	21	27	-	6	M5*0.8P	M6*1.0P	1	3.7
-120	221.8	120	82	38	26	36	-	100	21	27	-	6	M5*0.8P	M6*1.0P	2	3.9
-160	261.8	160	122	38	26	36	78	100	21	27	41	6	M5*0.8P	M6*1.0P	3	4.2
-200	301.8	200	162	38	26	36	118	100	21	27	41	6	M5*0.8P	M6*1.0P	3	5.8
-250	351.8	250	212	38	26	36	168	100	21	27	41	6	M5*0.8P	M6*1.0P	3	7.4
-SF08-100	201.8	100	62	38	26	36	-	100	21	27	-	8	M6*1.0P	M6*1.0P	1	3.8
-120	221.8	120	82	38	26	36	-	100	21	27	-	8	M6*1.0P	M6*1.0P	2	3.9
-160	261.8	160	122	38	26	36	78	100	21	27	41	8	M6*1.0P	M6*1.0P	3	4.2
-200	301.8	200	162	38	26	36	118	100	21	27	41	8	M6*1.0P	M6*1.0P	3	5.8
-250	351.8	250	212	38	26	36	168	100	21	27	41	8	M6*1.0P	M6*1.0P	3	7.4
-SF10-100	201.8	100	62	38	32	42	-	100	24	32	-	10	M8*1.0P	M6*1.0P	1	3.9
-120	221.8	120	82	38	32	42	-	100	24	32	-	10	M8*1.0P	M6*1.0P	2	4.1
-160	261.8	160	122	38	32	42	78	100	24	32	40	10	M8*1.0P	M6*1.0P	3	4.3
-200	301.8	200	162	38	32	42	118	100	24	32	40	10	M8*1.0P	M6*1.0P	3	5.9
-250	351.8	250	212	38	32	42	168	100	24	32	40	10	M8*1.0P	M6*1.0P	3	7.5
-SF12-100	201.8	100	62	38	37	47	-	100	24	32	-	12	M10*1.0P	M6*1.0P	1	3.9
-120	221.8	120	82	38	37	47	-	100	24	32	-	12	M10*1.0P	M6*1.0P	2	4.1
-160	261.8	160	122	38	37	47	78	100	24	32	40	12	M10*1.0P	M6*1.0P	3	4.3
-200	301.8	200	162	38	37	47	118	100	24	32	40	12	M10*1.0P	M6*1.0P	3	5.9
-250	351.8	250	212	38	37	47	168	100	24	32	40	12	M10*1.0P	M6*1.0P	3	7.5
-SF14-100	201.8	100	62	38	37	47	-	100	27	34	-	14	M10*1.0P	M6*1.0P	1	3.9
-120	221.8	120	82	38	37	47	-	100	27	34	-	14	M10*1.0P	M6*1.0P	2	4.1
-160	261.8	160	122	38	37	47	78	100	27	34	42	14	M10*1.0P	M6*1.0P	3	4.3
-200	301.8	200	162	38	37	47	118	100	27	34	42	14	M10*1.0P	M6*1.0P	3	5.9
-250	351.8	250	212	38	37	47	168	100	27	34	42	14	M10*1.0P	M6*1.0P	3	7.5

规格说明:

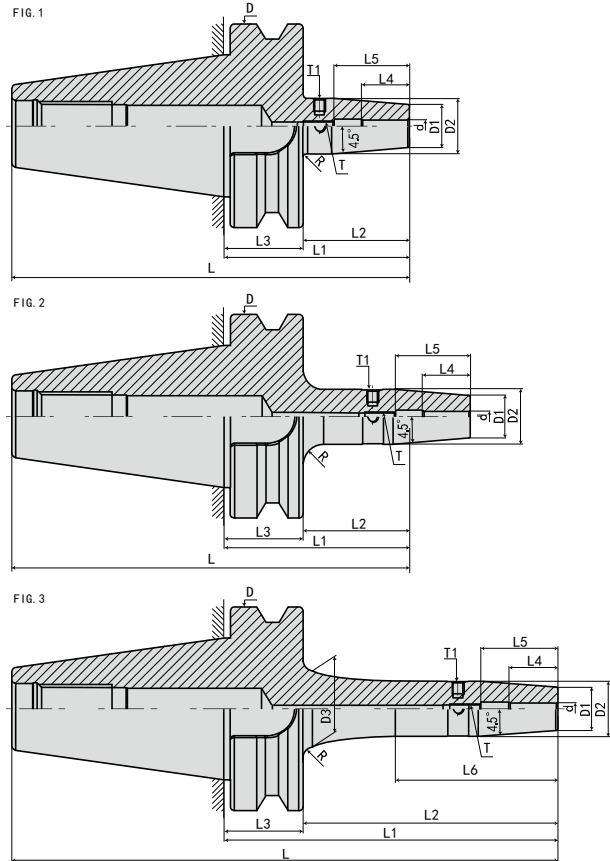
BT50 - SF - 06 - 100

- L1 长度 Length (L1)
- 刀杆直径 Diameter
- 功能代号 Holder type
- 锥柄形式 Taper size

热缩刀柄系列
SHRINK FIT TOOL HOLDER SERIES

·BT50-SF 热缩刀柄 (4.5 度标准型)

BT50-SF SHRINK FIT TOOL HOLDER (4.5° STANDARD VERSION)



规格 Model	L	L1	L2	L3	L4	L5	L6	D	D1	D2	D3	d	T	T1	FIG	重量 KGS
BT50-SF16-100	201.8	100	62	38	40	50	-	100	27	34	-	16	M12*1.0P	M6*1.0P	1	3.9
-120	221.8	120	82	38	40	50	-	100	27	34	-	16	M12*1.0P	M6*1.0P	2	4.1
-160	261.8	160	122	38	40	50	78	100	27	34	42	16	M12*1.0P	M6*1.0P	3	4.3
-200	301.8	200	162	38	40	50	118	100	27	34	42	16	M12*1.0P	M6*1.0P	3	5.9
-250	351.8	250	212	38	40	50	168	100	27	34	42	16	M12*1.0P	M6*1.0P	3	7.5
-SF18-100	201.8	100	62	38	40	50	-	100	33	42	-	18	M12*1.0P	M6*1.0P	1	4.1
-120	221.8	120	82	38	40	50	-	100	33	42	-	18	M12*1.0P	M6*1.0P	2	4.2
-160	261.8	160	122	38	40	50	78	100	33	42	-	18	M12*1.0P	M6*1.0P	3	4.4
-200	301.8	200	162	38	40	50	118	100	33	42	-	18	M12*1.0P	M6*1.0P	3	6.1
-250	351.8	250	212	38	40	50	168	100	33	42	-	18	M12*1.0P	M6*1.0P	3	7.8
-SF20-100	201.8	100	62	38	42	52	-	100	33	42	-	20	M16*1.0P	M6*1.0P	1	4.1
-120	221.8	120	82	38	42	52	-	100	33	42	-	20	M16*1.0P	M6*1.0P	2	4.2
-160	261.8	160	122	38	42	52	78	100	33	42	-	20	M16*1.0P	M6*1.0P	3	4.4
-200	301.8	200	162	38	42	52	118	100	33	42	-	20	M16*1.0P	M6*1.0P	3	6.1
-250	351.8	250	212	38	42	52	168	100	33	42	-	20	M16*1.0P	M6*1.0P	3	7.8
-SF25-110	211.8	110	72	38	48	58	-	100	44	53	-	25	M16*1.0P	M6*1.0P	1	4.5
-120	221.8	120	82	38	48	58	-	100	44	53	-	25	M16*1.0P	M6*1.0P	2	4.7
-160	261.8	160	122	38	48	58	78	100	44	53	-	25	M16*1.0P	M6*1.0P	3	5.1
-200	301.8	200	162	38	48	58	118	100	44	53	-	25	M16*1.0P	M6*1.0P	3	6.1
-250	351.8	250	212	38	48	58	168	100	44	53	-	25	M16*1.0P	M6*1.0P	3	7.8
-SF32-110	211.8	110	72	38	52	62	-	100	44	53	-	32	M16*1.0P	M6*1.0P	1	4.5
-120	221.8	120	82	38	52	62	-	100	44	53	-	32	M16*1.0P	M6*1.0P	2	4.7
-160	261.8	160	122	38	52	62	78	100	44	53	-	32	M16*1.0P	M6*1.0P	3	5.1
-200	301.8	200	162	38	52	62	118	100	44	53	-	32	M16*1.0P	M6*1.0P	3	6.1
-250	351.8	250	212	38	52	62	168	100	44	53	-	32	M16*1.0P	M6*1.0P	3	7.8

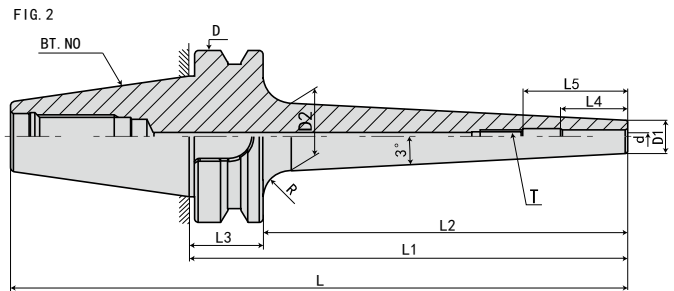
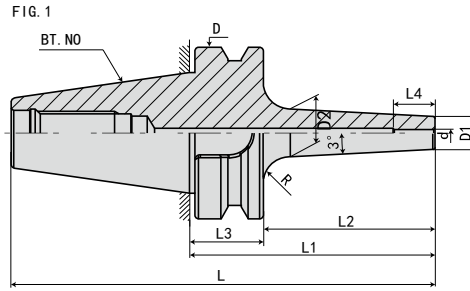
规格说明:

BT50 - SF - 16 - 100

- BT50 - 锥柄形式 Taper size
- SF - 功能代号 Holder type
- 16 - 刀杆直径 Diameter
- 100 - L1 长度 Length (L1)

·BT30-SFS 热缩刀柄 (3度细长型)

BT30-SFS SHRINK CHUCK (3° C SLENDER TYPE)



规格 Model	L	L1	L2	L3	L4	L5	D	D1	D2	d	T	R 大圆弧	FIG	重量 KGS
BT30-SFS03- 80	128.4	80	58	22	12	-	46	7	13	3	-	5	1	0.6
-120	168.4	120	98	22	12	-	46	7	17	3	-	5	2	0.9
-SFS04- 80	128.4	80	58	22	16	-	46	8	14	4	-	5	1	0.6
-120	168.4	120	98	22	16	-	46	8	18	4	-	5	2	0.9
-SFS05- 80	128.4	80	58	22	18	-	46	9	15	5	-	5	1	0.6
-120	168.4	120	98	22	18	-	46	9	19	5	-	5	2	0.9
-SFS06- 80	128.4	80	58	22	26	36	46	10	16	6	M5*0.8P	5	1	0.7
-120	168.4	120	98	22	26	36	46	10	20	6	M5*0.8P	5	2	1
-SFS08- 80	128.4	80	58	22	26	36	46	12	16	8	M6*1.0P	5	1	0.7
-120	168.4	120	98	22	26	36	46	12	20	8	M6*1.0P	5	2	1
-SFS10- 80	128.4	80	58	22	32	42	46	14	16	10	M8*1.0P	5	1	0.8
-120	168.4	120	98	22	32	42	46	14	20	10	M8*1.0P	5	2	1.1
-SFS12- 80	128.4	80	58	22	37	47	46	16	22	12	M10*1.0P	5	1	0.8
-120	168.4	120	98	22	37	47	46	16	26	12	M10*1.0P	5	2	1.1
-SFS14- 80	128.4	80	58	22	37	47	46	18	24	14	M10*1.0P	5	1	1
-120	168.4	120	98	22	37	47	46	18	28	14	M10*1.0P	5	2	1.2
-SFS16- 80	128.4	80	58	22	40	50	46	22	28	16	M12*1.0P	5	1	1
-120	168.4	120	98	22	40	50	46	22	31	16	M12*1.0P	5	2	1.2

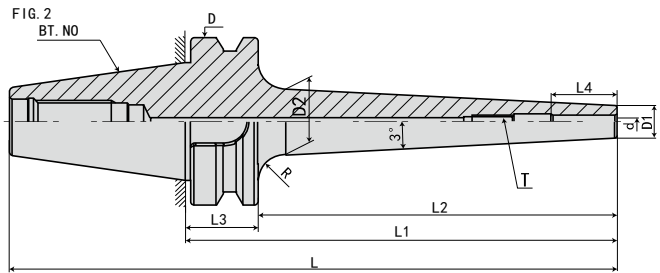
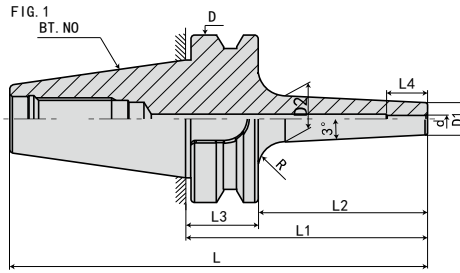
规格说明:

BT30 - SFS - 03 - 80

- L1 长度 Length (L1)
- 刀杆直径 Diameter
- 功能代号 Holder type
- 锥柄形式 Taper size

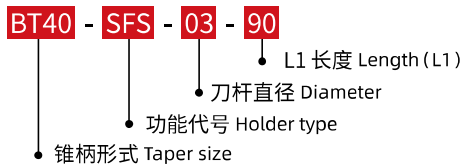
·BT40-SFS 热缩刀柄 (3度细长型)

BT40-SFS SHRINK CHUCK (3° C SLENDER TYPE)



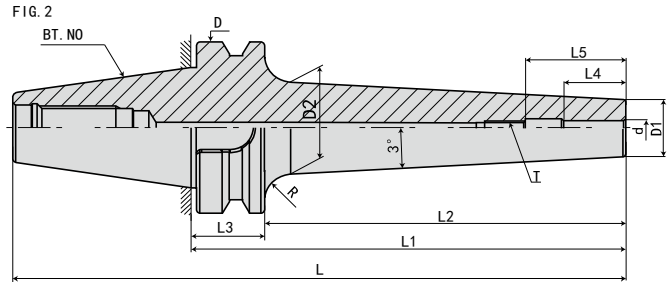
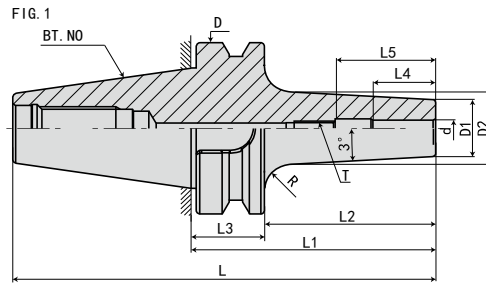
规格 Model	L	L1	L2	L3	L4	D	D1	D2	d	R 大圆弧	FIG	重量 KGS
BT40-SFS03- 90	155.4	90	63	27	12	63	9	15	3	10	1	1
-120	185.4	120	93	27	12	63	9	16	3	10	2	1.1
-160	225.4	160	133	27	12	63	9	19	3	10	2	1.2
-200	265.4	200	173	27	12	63	9	22	3	10	2	1.2
-SFS04- 90	155.4	90	63	27	16	63	10	16	4	10	1	1
-120	185.4	120	93	27	16	63	10	17	4	10	2	1.1
-160	225.4	160	133	27	16	63	10	20	4	10	2	1.2
-200	265.4	200	173	27	16	63	10	23	4	10	2	1.3
-SFS05- 90	155.4	90	63	27	18	63	11	17	5	10	1	1.1
-120	185.4	120	93	27	18	63	11	18	5	10	2	1.1
-160	225.4	160	133	27	18	63	11	21	5	10	2	1.2
-200	265.4	200	173	27	18	63	11	24	5	10	2	1.3

规格说明:



·BT40-SFS 热缩刀柄 (3度细长型)

BT40-SFS SHRINK CHUCK (3° C SLENDER TYPE)



规格 Model	L	L1	L2	L3	L4	L5	D	D1	D2	d	T	R 大圆弧	FIG	重量 KGS
BT40-SFS06- 90	155.4	90	63	27	26	36	63	12	18	6	M5*0.8P	10	1	1.1
-120	185.4	120	93	27	26	36	63	12	21	6	M5*0.8P	10	2	1.1
-160	225.4	160	133	27	26	36	63	12	24	6	M5*0.8P	10	2	1.2
-200	265.4	200	173	27	26	36	63	12	27	6	M5*0.8P	10	2	1.3
-250	315.4	250	223	27	26	36	63	12		6	M5*0.8P	10	2	1.4
-SFS08- 90	155.4	90	63	27	26	36	63	14	20	8	M6*1.0P	10	1	1.1
-120	185.4	120	93	27	26	36	63	14	23	8	M6*1.0P	10	2	1.2
-160	225.4	160	133	27	26	36	63	14	26	8	M6*1.0P	10	2	1.3
-200	265.4	200	173	27	26	36	63	14	29	8	M6*1.0P	10	2	1.4
-250	315.4	250	223	27	26	36	63	14		8	M6*1.0P	10	2	1.5
-SFS10- 90	155.4	90	63	27	32	42	63	16	22	10	M8*1.0P	10	1	1.1
-120	185.4	120	93	27	32	42	63	16	25	10	M8*1.0P	10	2	1.2
-160	225.4	160	133	27	32	42	63	16	28	10	M8*1.0P	10	2	1.3
-200	265.4	200	173	27	32	42	63	16	31	10	M8*1.0P	10	2	1.5
-250	315.4	250	223	27	32	42	63	16		10	M8*1.0P	10	2	1.7
-SFS12- 90	155.4	90	63	27	37	47	63	18	24	12	M10*1.0P	10	1	1.1
-120	185.4	120	93	27	37	47	63	18	27	12	M10*1.0P	10	2	1.2
-160	225.4	160	133	27	37	47	63	18	30	12	M10*1.0P	10	2	1.4
-200	265.4	200	173	27	37	47	63	18	33	12	M10*1.0P	10	2	1.6
-250	315.4	250	223	27	37	47	63	18		12	M10*1.0P	10	2	1.8

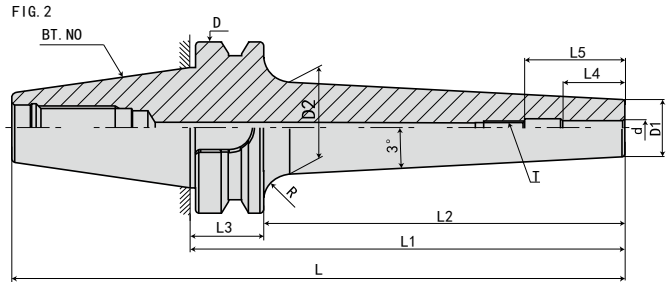
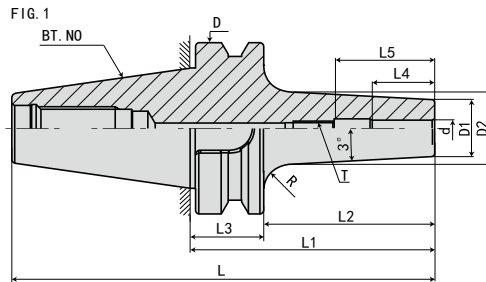
规格说明:

BT40 - SFS - 06 - 90

- L1 长度 Length (L1)
- 刀杆直径 Diameter
- 功能代号 Holder type
- 锥柄形式 Taper size

·BT40-SFS 热缩刀柄 (3度细长型)

BT40-SFS SHRINK CHUCK (3° C SLENDER TYPE)



规格 Model	L	L1	L2	L3	L4	L5	D	D1	D2	d	T	R 大圆弧	FIG	重量 KGS
-SFS14- 90	155.4	90	63	27	37	47	63	20	26	14	M10*1.0P	10	1	1.1
-120	185.4	120	93	27	37	47	63	20	29	14	M10*1.0P	10	2	1.3
-160	225.4	160	133	27	37	47	63	20	32	14	M10*1.0P	10	2	1.5
-200	265.4	200	173	27	37	47	63	20	35	14	M10*1.0P	10	2	1.7
-250	315.4	250	223	27	37	47	63	20		14	M10*1.0P	10	2	1.9
-SFS16- 90	155.4	90	63	27	40	50	63	22	28	16	M12*1.0P	10	1	1.2
-120	185.4	120	93	27	40	50	63	22	31	16	M12*1.0P	10	2	1.3
-160	225.4	160	133	27	40	50	63	22	34	16	M12*1.0P	10	2	1.5
-200	265.4	200	173	27	40	50	63	22	37	16	M12*1.0P	10	2	1.8
-250	315.4	250	223	27	40	50	63	22		16	M12*1.0P	10	2	2
-SFS18- 90	155.4	90	63	27	40	50	63	24	30	18	M12*1.0P	10	1	1.2
-120	185.4	120	93	27	40	50	63	24	33	18	M12*1.0P	10	2	1.3
-160	225.4	160	133	27	40	50	63	24	36	18	M12*1.0P	10	2	1.6
-200	265.4	200	173	27	40	50	63	24	39	18	M12*1.0P	10	2	1.9
-250	315.4	250	223	27	40	50	63	24		18	M12*1.0P	10	2	2.1
-SFS20- 90	155.4	90	63	27	42	52	63	26	32	20	M16*1.0P	10	1	1.2
-120	185.4	120	93	27	42	52	63	26	35	20	M16*1.0P	10	2	1.3
-160	225.4	160	133	27	42	52	63	26	38	20	M16*1.0P	10	2	1.7
-200	265.4	200	173	27	42	52	63	26	41	20	M16*1.0P	10	2	2
-250	315.4	250	223	27	42	52	63	26		20	M16*1.0P	10	2	2.2

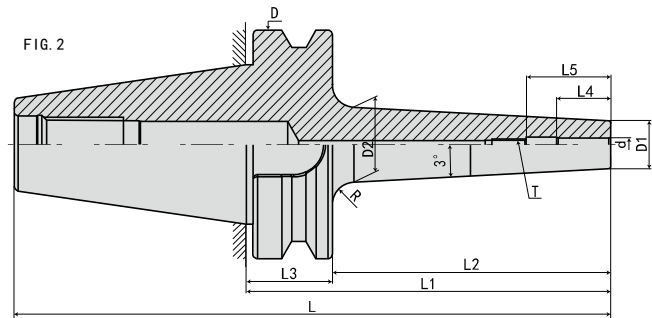
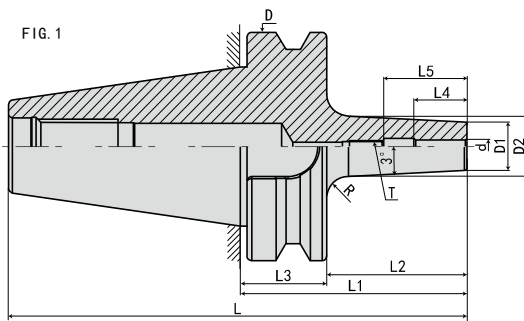
规格说明:

BT40 - SFS - 14 - 90

- L1 长度 Length (L1)
- 刀杆直径 Diameter
- 功能代号 Holder type
- 锥柄形式 Taper size

·BT50-SFS 热缩刀柄 (3度细长型)

BT50-SFS SHRINK CHUCK (3° C SLENDER TYPE)



规格 Model	L	L1	L2	L3	L4	L5	D	D1	D2	d	T	R 大圆弧	FIG	重量 KGS
BT50-SFS06-100	201.8	100	62	38	26	36	100	12	18	6	M5*0.8P	10	1	3.8
-120	221.8	120	82	38	26	36	100	12	20	6	M5*0.8P	10	1	3.9
-160	162.8	160	122	38	26	36	100	12	24	6	M5*0.8P	10	2	4.2
-200	301.8	200	162	38	26	36	100	12	28	6	M5*0.8P	10	2	5.8
-250	351.8	250	212	38	26	36	100	12		6	M5*0.8P	10	2	7.2
-SFS08-100	201.8	100	62	38	26	36	100	14	20	8	M6*1.0P	10	1	3.8
-120	221.8	120	82	38	26	36	100	14	22	8	M6*1.0P	10	1	3.9
-160	162.8	160	122	38	26	36	100	14	26	8	M6*1.0P	10	2	4.2
-200	301.8	200	162	38	26	36	100	14	30	8	M6*1.0P	10	2	5.8
-250	351.8	250	212	38	26	36	100	14		8	M6*1.0P	10	2	7.2
-SFS10-100	201.8	100	62	38	32	42	100	16	22	10	M8*1.0P	10	1	3.9
-120	221.8	120	82	38	32	42	100	16	24	10	M8*1.0P	10	1	4.1
-160	162.8	160	122	38	32	42	100	16	28	10	M8*1.0P	10	2	4.3
-200	301.8	200	162	38	32	42	100	16	32	10	M8*1.0P	10	2	5.9
-250	351.8	250	212	38	32	42	100	16		10	M8*1.0P	10	2	7.6
-SFS12-100	201.8	100	62	38	37	47	100	18	24	12	M10*1.0P	10	1	3.9
-120	221.8	120	82	38	37	47	100	18	26	12	M10*1.0P	10	1	4.1
-160	162.8	160	122	38	37	47	100	18	30	12	M10*1.0P	10	2	4.3
-200	301.8	200	162	38	37	47	100	18	34	12	M10*1.0P	10	2	5.9
-250	351.8	250	212	38	37	47	100	18		12	M10*1.0P	10	2	7.6

规格说明:

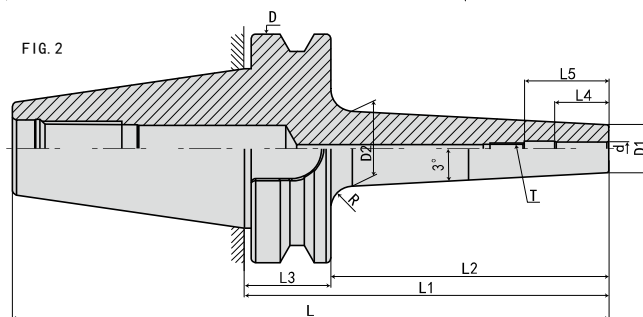
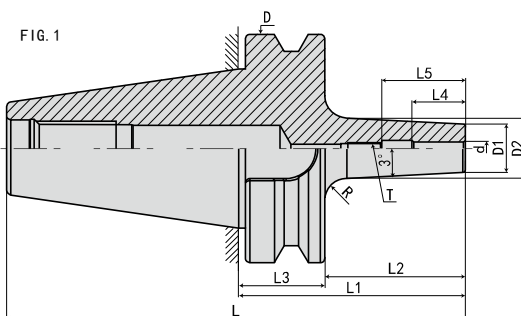
BT50 - SFS - 06 - 100

- L1 长度 Length (L1)
- 刀杆直径 Diameter
- 功能代号 Holder type
- 锥柄形式 Taper size

 SHRINK FIT TOOL HOLDER SERIES
热缩刀柄系列

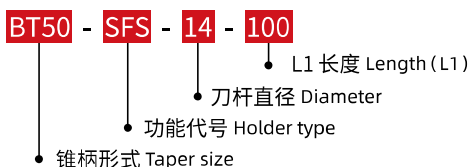
·BT50-SFS 热缩刀柄 (3°细长型)

BT50-SFS SHRINK CHUCK (3° C SLENDER TYPE)



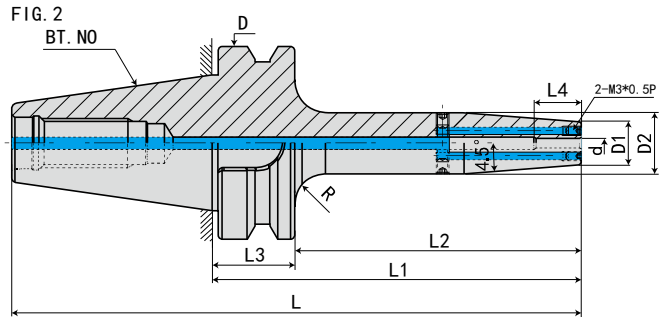
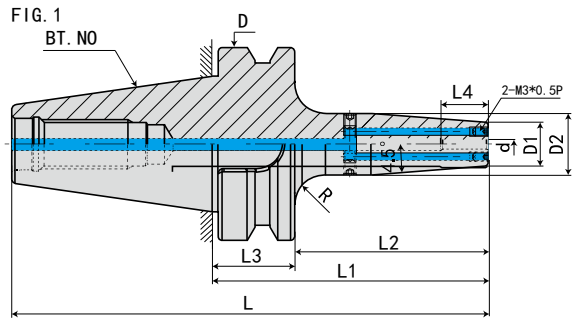
规格 Model	L	L1	L2	L3	L4	L5	D	D1	D2	d	T	R 大圆弧	FIG	重量 KGS
BT50-SFS14-100	201.8	100	62	38	37	47	100	20	26	14	M10*1.0P	10	1	3.9
-120	221.8	120	82	38	37	47	100	20	28	14	M10*1.0P	10	1	4.1
-160	162.8	160	122	38	37	47	100	20	32	14	M10*1.0P	10	2	4.3
-200	301.8	200	162	38	37	47	100	20	36	14	M10*1.0P	10	2	5.9
-250	351.8	250	212	38	37	47	100	20		14	M10*1.0P	10	2	7.6
-SFS16-100	201.8	100	62	38	40	50	100	22	28	16	M12*1.0P	10	1	4
-120	221.8	120	82	38	40	50	100	22	30	16	M12*1.0P	10	1	4.2
-160	162.8	160	122	38	40	50	100	22	34	16	M12*1.0P	10	2	4.4
-200	301.8	200	162	38	40	50	100	22	38	16	M12*1.0P	10	2	6
-250	351.8	250	212	38	40	50	100	22		16	M12*1.0P	10	2	7.7
-SFS18-100	201.8	100	62	38	40	50	100	24	30	18	M12*1.0P	10	1	4
-120	221.8	120	82	38	40	50	100	24	32	18	M12*1.0P	10	1	4.2
-160	162.8	160	122	38	40	50	100	24	36	18	M12*1.0P	10	2	4.4
-200	301.8	200	162	38	40	50	100	24	40	18	M12*1.0P	10	2	6
-250	351.8	250	212	38	40	50	100	24		18	M12*1.0P	10	2	7.7
-SFS20-100	201.8	100	62	38	42	52	100	26	32	20	M16*1.0P	10	1	4.1
-120	221.8	120	82	38	42	52	100	26	34	20	M16*1.0P	10	1	4.3
-160	162.8	160	122	38	42	52	100	26	38	20	M16*1.0P	10	2	4.4
-200	301.8	200	162	38	42	52	100	26	42	20	M16*1.0P	10	2	6.1
-250	351.8	250	212	38	42	52	100	26		20	M16*1.0P	10	2	7.8

规格说明:



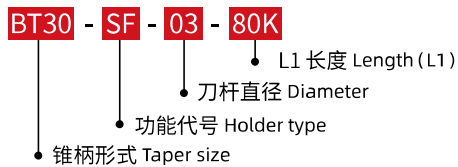
·BT30-SFK 热缩刀柄 (4.5°通水型)

BT30-SFK SHRINK CHUCK (4.5° SHRINK-FIT COOLANT TYPE)



规格 Model	L	L1	L2	L3	L4	D	D1	D2	d	R	FIG	重量 KGS
BT30-SF03- 80K	128.4	80	58	22	12	48	14	20	3	5	1	0.6
-120K	168.4	120	98	22	12	48	14	20	3	5	2	0.9
-SF04- 80K	128.4	80	58	22	16	48	14	20	4	5	1	0.6
-120K	168.4	120	98	22	16	48	14	20	4	5	2	0.9
-SF05- 80K	128.4	80	58	22	18	48	14	20	5	5	1	0.6
-120K	168.4	120	98	22	18	48	14	20	5	5	2	0.9

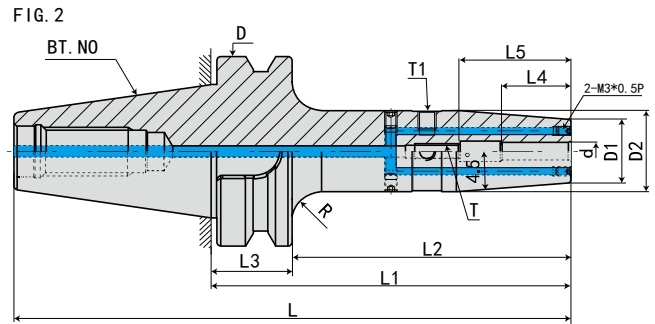
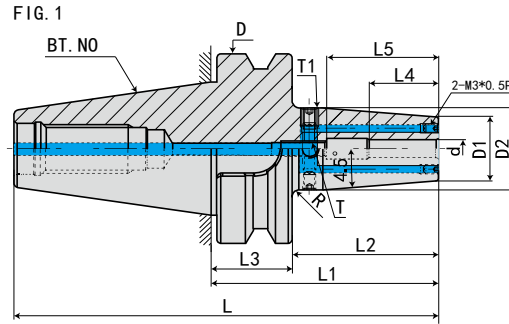
规格说明:



热缩刀柄系列
SHRINK FIT TOOL HOLDER SERIES

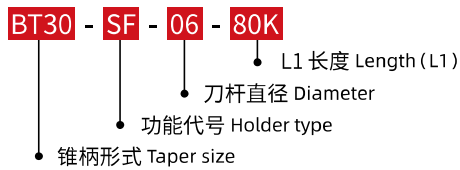
·BT30-SFK 热缩刀柄 (4.5°通水型)

BT30-SFK SHRINK CHUCK (4.5° SHRINK-FIT COOLANT TYPE)



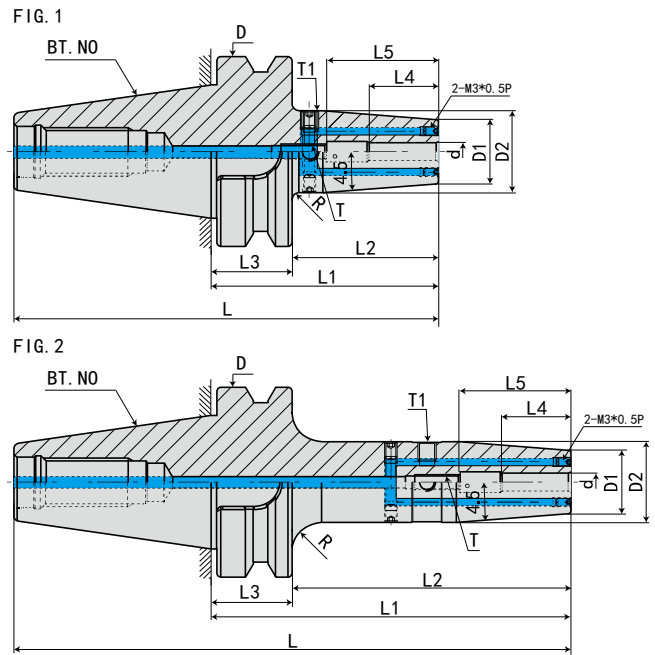
规格 Model	L	L1	L2	L3	L4	L5	D	D1	D2	d	T	T1	R	FIG	重量 KGS
BT30-SF06- 80K	128.4	80	58	22	26	36	48	21	27	6	M5*0.8P	M6*1.0P	3	1	0.7
-120K	168.4	120	98	22	26	36	48	21	27	6	M5*0.8P	M6*1.0P	5	2	1
-SF08- 80K	128.4	80	58	22	26	36	48	21	27	8	M6*1.0P	M6*1.0P	3	1	0.7
-120K	168.4	120	98	22	26	36	48	21	27	8	M6*1.0P	M6*1.0P	5	2	1
-SF10- 80K	128.4	80	58	22	32	42	48	24	32	10	M8*1.0P	M6*1.0P	1	1	0.8
-120K	168.4	120	98	22	32	42	48	24	32	10	M8*1.0P	M6*1.0P	4	2	1.1
-SF12- 80K	128.4	80	58	22	37	47	48	24	32	12	M10*1.0P	M6*1.0P	1	1	0.8
-120K	168.4	120	98	22	37	47	48	24	32	12	M10*1.0P	M6*1.0P	4	2	1.1
-SF14- 80K	128.4	80	58	22	37	47	48	27	34	14	M10*1.0P	M6*1.0P	1	1	0.8
-120K	168.4	120	98	22	37	47	48	27	34	14	M10*1.0P	M6*1.0P	3	2	1.1
-SF16- 80K	128.4	80	58	22	40	50	48	27	34	16	M12*1.0P	M6*1.0P	1	1	0.8
-120K	168.4	120	98	22	40	50	48	27	34	16	M12*1.0P	M6*1.0P	3	2	1.1
-SF18- 90K	138.4	90	68	22	40	50	48	33	42	18	M12*1.0P	M6*1.0P	1	1	0.9
-120K	168.4	120	98	22	40	50	48	33	42	18	M12*1.0P	M6*1.0P	1	2	1.2
-SF20- 90K	138.4	90	68	22	42	52	48	33	42	20	M16*1.0P	M6*1.0P	1	1	0.9
-120K	168.4	120	98	22	42	52	48	33	42	20	M16*1.0P	M6*1.0P	1	2	1.2

规格说明:



·BT40-SFK 热缩刀柄 (4.5°通水型)

BT40-SFK SHRINK CHUCK (4.5° SHRINK-FIT COOLANT TYPE)



规格 Model	L	L1	L2	L3	L4	D	D1	D2	d	R	FIG	重量 KGS
BT40-SF03- 90K	155.4	90	63	27	12	63	14	20	3	5	1	1.1
-120K	185.4	120	93	27	12	63	14	20	3	5	2	1.4
-SF04- 90K	155.4	90	63	27	16	63	14	20	4	5	1	1.1
-120K	185.4	120	93	27	16	63	14	20	4	5	2	1.4
-SF05- 90K	155.4	90	63	27	18	63	14	20	5	5	1	1.1
-120K	185.4	120	93	27	18	63	14	20	5	5	2	1.4

规格说明:

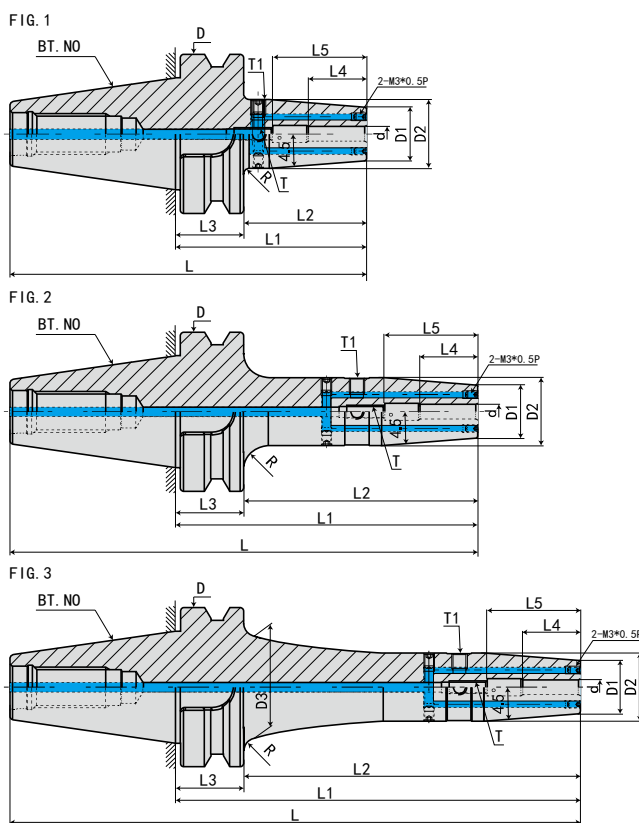
BT40 - SF - 03 - 90K

- L1 长度 Length (L1)
- 刀杆直径 Diameter
- 功能代号 Holder type
- 锥柄形式 Taper size

SHRINK FIT TOOL HOLDER SERIES
热缩刀柄系列

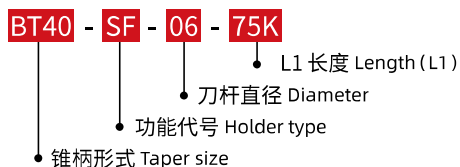
·BT40-SFK 热缩刀柄 (4.5°通水型)

BT40-SFK SHRINK CHUCK (4.5° SHRINK-FIT COOLANT TYPE)



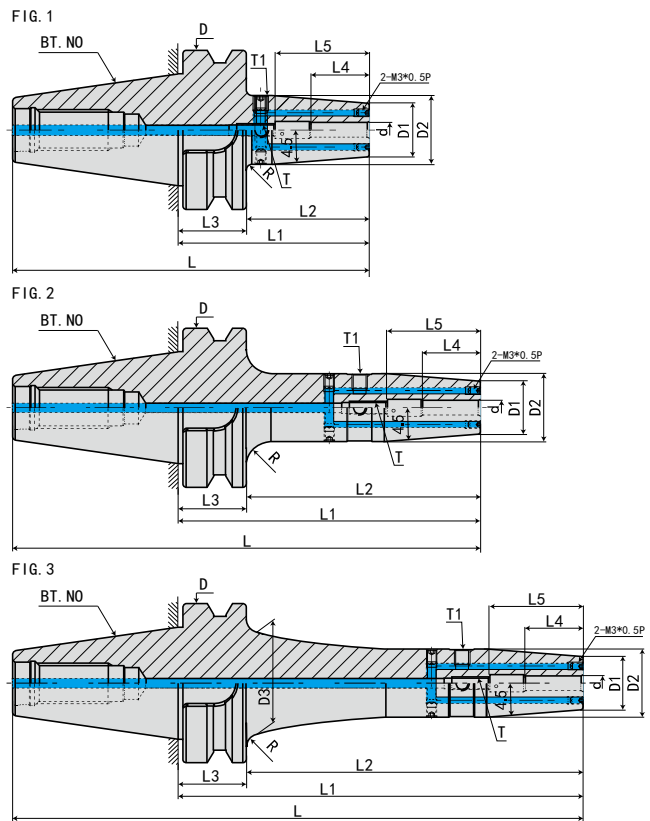
规格 Model	L	L1	L2	L3	L4	L5	L6	D	D1	D2	D3	d	T	T1	R	FIG	重量 KGS
BT40-SF06- 75K	140.4	75	48	27	26	36	-	63	21	27	-	6	M5*0.8P	M6*1.0P	5	1	1.1
- 90K	155.4	90	63	27	26	36	-	63	21	27	-	6	M5*0.8P	M6*1.0P	5	1	1.2
-120K	185.4	120	93	27	26	36	-	63	21	27	-	6	M5*0.8P	M6*1.0P	10	2	1.5
-160K	225.4	160	133	27	26	36	78	63	21	27	41	6	M5*0.8P	M6*1.0P	5	3	1.8
-200K	265.4	200	173	27	26	36	118	63	21	27	41	6	M5*0.8P	M6*1.0P	5	3	2.2
-SF08- 75K	140.4	75	48	27	26	36	-	63	21	27	-	8	M6*1.0P	M6*1.0P	5	1	1.1
- 90K	155.4	90	63	27	26	36	-	63	21	27	-	8	M6*1.0P	M6*1.0P	5	1	1.2
-120K	185.4	120	93	27	26	36	-	63	21	27	-	8	M6*1.0P	M6*1.0P	10	2	1.5
-160K	225.4	160	133	27	26	36	78	63	21	27	41	8	M6*1.0P	M6*1.0P	5	3	1.8
-200K	265.4	200	173	27	26	36	118	63	21	27	41	8	M6*1.0P	M6*1.0P	5	3	2.2
-SF10- 75K	140.4	75	48	27	32	42	-	63	24	32	-	10	M8*1.0P	M6*1.0P	2	1	1.2
- 90K	155.4	90	63	27	32	42	-	63	24	32	-	10	M8*1.0P	M6*1.0P	2	1	1.3
-120K	185.4	120	93	27	32	42	-	63	24	32	-	10	M8*1.0P	M6*1.0P	10	2	1.6
-160K	225.4	160	133	27	32	42	78	63	24	32	40	10	M8*1.0P	M6*1.0P	5	3	1.9
-200K	265.4	200	173	27	32	42	118	63	24	32	40	10	M8*1.0P	M6*1.0P	5	3	2.3
-SF12- 75K	140.4	75	48	27	37	47	-	63	24	32	-	12	M10*1.0P	M6*1.0P	2	1	1.2
- 90K	155.4	90	63	27	37	47	-	63	24	32	-	12	M10*1.0P	M6*1.0P	2	1	1.3
-120K	185.4	120	93	27	37	47	-	63	24	32	-	12	M10*1.0P	M6*1.0P	10	2	1.6
-160K	225.4	160	133	27	37	47	78	63	24	32	40	12	M10*1.0P	M6*1.0P	5	3	1.9
-200K	265.4	200	173	27	37	47	118	63	24	32	40	12	M10*1.0P	M6*1.0P	5	3	2.3
BT40-SF14- 75K	140.4	75	48	27	37	47	-	63	27	34	-	14	M10*1.0P	M6*1.0P	4	1	1.2
- 90K	155.4	90	63	27	37	47	-	63	27	34	-	14	M10*1.0P	M6*1.0P	4	1	1.3
-120K	185.4	120	93	27	37	47	-	63	27	34	-	14	M10*1.0P	M6*1.0P	10	2	1.6
-160K	225.4	160	133	27	37	47	78	63	27	34	42	14	M10*1.0P	M6*1.0P	3	3	1.9
-200K	265.4	200	173	27	37	47	118	63	27	34	42	14	M10*1.0P	M6*1.0P	3	3	2.3

规格说明:



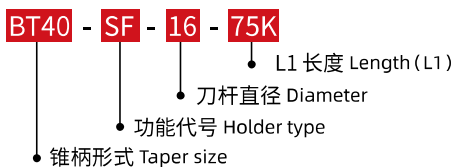
·BT40-SFK 热缩刀柄 (4.5°通水型)

BT40-SFK SHRINK CHUCK (4.5° SHRINK-FIT COOLANT TYPE)



规格 Model	L	L1	L2	L3	L4	L5	L6	D	D1	D2	D3	d	T	T1	R	FIG	重量 KGS
BT40-SF16- 75K	140.4	75	48	27	40	50	-	63	27	34	-	16	M12*1.0P	M6*1.0P	3	1	1.2
- 90K	155.4	90	63	27	40	50	-	63	27	34	-	16	M12*1.0P	M6*1.0P	3	1	1.3
-120K	185.4	120	93	27	40	50	-	63	27	34	-	16	M12*1.0P	M6*1.0P	10	2	1.6
-160K	225.4	160	133	27	40	50	78	63	27	34	42	16	M12*1.0P	M6*1.0P	3	3	1.9
-200K	265.4	200	173	27	40	50	118	63	27	34	42	16	M12*1.0P	M6*1.0P	3	3	2.3
-SF18- 75K	140.4	75	48	27	40	50	-	63	33	42	-	18	M12*1.0P	M6*1.0P	2	1	1.3
- 90K	155.4	90	63	27	40	50	-	63	33	42	-	18	M12*1.0P	M6*1.0P	2	1	1.4
-120K	185.4	120	93	27	40	50	-	63	33	42	-	18	M12*1.0P	M6*1.0P	5	2	1.7
-160K	225.4	160	133	27	40	50	-	63	33	42	-	18	M12*1.0P	M6*1.0P	5	2	2
-200K	265.4	200	173	27	40	50	-	63	33	42	-	18	M12*1.0P	M6*1.0P	5	2	2.4
-SF20- 75K	140.4	75	48	27	42	52	-	63	33	42	-	20	M16*1.0P	M6*1.0P	2	1	1.3
-90K	155.4	90	63	27	42	52	-	63	33	42	-	20	M16*1.0P	M6*1.0P	2	1	1.4
-120K	185.4	120	93	27	42	52	-	63	33	42	-	20	M16*1.0P	M6*1.0P	5	2	1.7
-160K	225.4	160	133	27	42	52	-	63	33	42	-	20	M16*1.0P	M6*1.0P	5	2	2
-200K	265.4	200	173	27	42	52	-	63	33	42	-	20	M16*1.0P	M6*1.0P	5	2	2.4
-SF25- 75K	140.4	75	48	27	48	58	-	63	44	53	-	25	M16*1.0P	M6*1.0P	2	1	1.6
- 90K	155.4	90	63	27	48	58	-	63	44	53	-	25	M16*1.0P	M6*1.0P	2	1	2
-120K	185.4	120	93	27	48	58	-	63	44	53	-	25	M16*1.0P	M6*1.0P	2	2	2.3
-160K	225.4	160	133	27	48	58	-	63	44	53	-	25	M16*1.0P	M6*1.0P	2	2	2.6
-200K	265.4	200	173	27	48	58	-	63	44	53	-	25	M16*1.0P	M6*1.0P	2	2	3
-SF32- 75K	140.4	75	48	27	52	62	-	63	44	53	-	32	M16*1.0P	M6*1.0P	2	1	1.6
- 90K	155.4	90	63	27	52	62	-	63	44	53	-	32	M16*1.0P	M6*1.0P	2	1	2
-120K	185.4	120	93	27	52	62	-	63	44	53	-	32	M16*1.0P	M6*1.0P	2	2	2.3
-160K	225.4	160	133	27	52	62	-	63	44	53	-	32	M16*1.0P	M6*1.0P	2	2	2.6
-200K	265.4	200	173	27	52	62	-	63	44	53	-	32	M16*1.0P	M6*1.0P	2	2	3

规格说明:



·BT50-SFK 热缩刀柄 (4.5°通水型)

BT50-SFK SHRINK CHUCK (4.5° SHRINK-FIT COOLANT TYPE)



FIG. 1

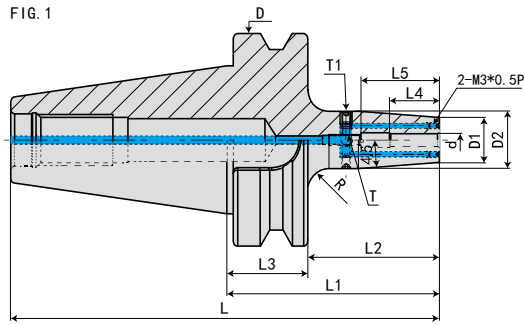


FIG. 2

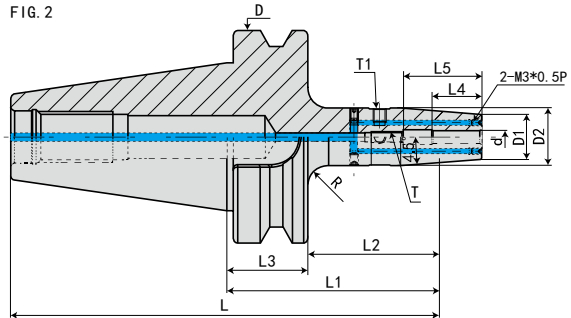
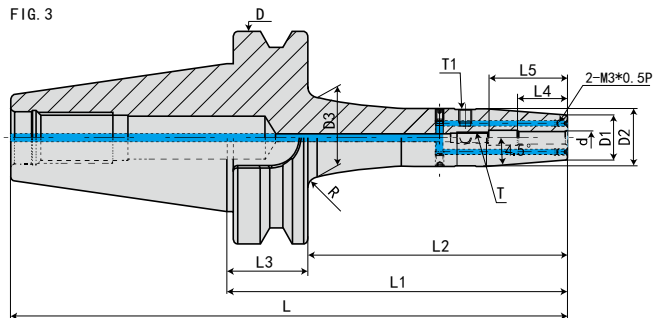


FIG. 3



规格 Model	L	L1	L2	L3	L4	L5	L6	D	D1	D2	D3	d	T	T1	R	FIG	重量 KGS
BT50-SF06-100K	201.8	100	62	38	26	36	-	100	21	27	-	6	M5*0.8P	M6*1.0P	5	1	3.7
-120K	221.8	120	82	38	26	36	-	100	21	27	-	6	M5*0.8P	M6*1.0P	10	2	3.9
-160K	261.8	160	122	38	26	36	78	100	21	27	41	6	M5*0.8P	M6*1.0P	5	3	4.2
-200K	301.8	200	162	38	26	36	118	100	21	27	41	6	M5*0.8P	M6*1.0P	5	3	5.8
-SF08-100K	201.8	100	62	38	26	36	-	100	21	27	-	8	M6*1.0P	M6*1.0P	5	1	3.8
-120K	221.8	120	82	38	26	36	-	100	21	27	-	8	M6*1.0P	M6*1.0P	10	2	3.9
-160K	261.8	160	122	38	26	36	78	100	21	27	41	8	M6*1.0P	M6*1.0P	5	3	4.2
-200K	301.8	200	162	38	26	36	118	100	21	27	41	8	M6*1.0P	M6*1.0P	5	3	5.8
-SF10-100K	201.8	100	62	38	32	42	-	100	24	32	-	10	M8*1.0P	M6*1.0P	5	1	3.9
-120K	221.8	120	82	38	32	42	-	100	24	32	-	10	M8*1.0P	M6*1.0P	10	2	4.1
-160K	261.8	160	122	38	32	42	78	100	24	32	40	10	M8*1.0P	M6*1.0P	5	3	4.3
-200K	301.8	200	162	38	32	42	118	100	24	32	40	10	M8*1.0P	M6*1.0P	5	3	5.9
-SF12-100K	201.8	100	62	38	37	47	-	100	24	32	-	12	M10*1.0P	M6*1.0P	5	1	3.9
-120K	221.8	120	82	38	37	47	-	100	24	32	-	12	M10*1.0P	M6*1.0P	10	2	4.1
-160K	261.8	160	122	38	37	47	78	100	24	32	40	12	M10*1.0P	M6*1.0P	5	3	4.3
-200K	301.8	200	162	38	37	47	118	100	24	32	40	12	M10*1.0P	M6*1.0P	5	3	5.9
-SF14-100K	201.8	100	62	38	37	47	-	100	27	34	-	14	M10*1.0P	M6*1.0P	5	1	3.9
-120K	221.8	120	82	38	37	47	-	100	27	34	-	14	M10*1.0P	M6*1.0P	10	2	4.1
-160K	261.8	160	122	38	37	47	78	100	27	34	42	14	M10*1.0P	M6*1.0P	5	3	4.3
-200K	301.8	200	162	38	37	47	118	100	27	34	42	14	M10*1.0P	M6*1.0P	5	3	5.9

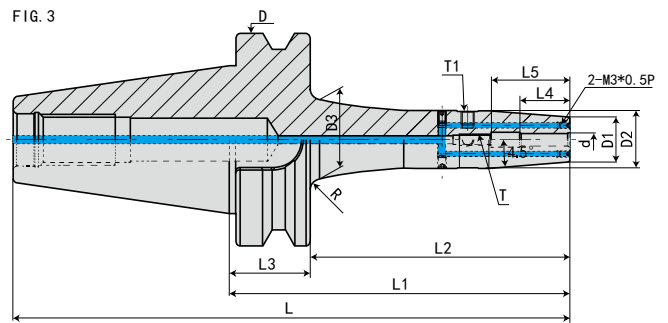
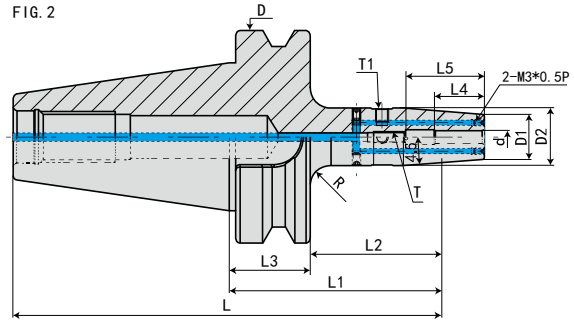
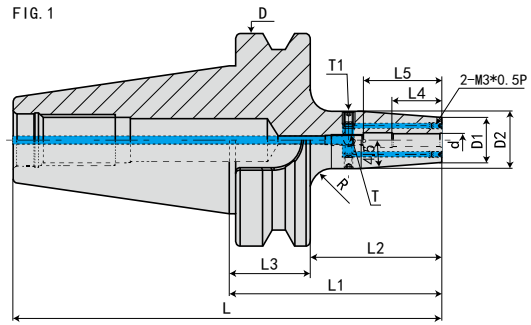
规格说明:

BT50 - SF - 06 - 100K

- L1 长度 Length (L1)
- 刀杆直径 Diameter
- 功能代号 Holder type
- 锥柄形式 Taper size

·BT50-SFK 热缩刀柄 (4.5°通水型)

BT50-SFK SHRINK CHUCK (4.5° SHRINK-FIT COOLANT TYPE)



规格 Model	L	L1	L2	L3	L4	L5	L6	D	D1	D2	D3	d	T	T1	R	FIG	重量 KGS
BT50-SF16-100K	201.8	100	62	38	40	50	-	100	27	34	-	16	M12*1.0P	M6*1.0P	5	1	3.9
-120K	221.8	120	82	38	40	50	-	100	27	34	-	16	M12*1.0P	M6*1.0P	10	2	4.1
-160K	261.8	160	122	38	40	50	78	100	27	34	42	16	M12*1.0P	M6*1.0P	5	3	4.3
-200K	301.8	200	162	38	40	50	118	100	27	34	42	16	M12*1.0P	M6*1.0P	5	3	5.9
-SF18-100K	201.8	100	62	38	40	50	-	100	33	42	-	18	M12*1.0P	M6*1.0P	5	1	4.1
-120K	221.8	120	82	38	40	50	-	100	33	42	-	18	M12*1.0P	M6*1.0P	10	2	4.2
-160K	261.8	160	122	38	40	50	78	100	33	42	-	18	M12*1.0P	M6*1.0P	5	3	4.4
-200K	301.8	200	162	38	40	50	118	100	33	42	-	18	M12*1.0P	M6*1.0P	5	3	6.1
-SF20-100K	201.8	100	62	38	42	52	-	100	33	42	-	20	M16*1.0P	M6*1.0P	5	1	4.1
-120K	221.8	120	82	38	42	52	-	100	33	42	-	20	M16*1.0P	M6*1.0P	10	2	4.2
-160K	261.8	160	122	38	42	52	78	100	33	42	-	20	M16*1.0P	M6*1.0P	5	3	4.4
-200K	301.8	200	162	38	42	52	118	100	33	42	-	20	M16*1.0P	M6*1.0P	5	3	6.1
-SF25-110K	211.8	110	72	38	48	58	-	100	44	53	-	25	M16*1.0P	M6*1.0P	5	1	4.5
-120K	221.8	120	82	38	48	58	-	100	44	53	-	25	M16*1.0P	M6*1.0P	10	2	4.7
-160K	261.8	160	122	38	48	58	78	100	44	53	-	25	M16*1.0P	M6*1.0P	5	3	5.1
-200K	301.8	200	162	38	48	58	118	100	44	53	-	25	M16*1.0P	M6*1.0P	5	3	6.1
-SF32-110K	211.8	110	72	38	52	62	-	100	44	53	-	32	M16*1.0P	M6*1.0P	5	1	4.5
-120K	221.8	120	82	38	52	62	-	100	44	53	-	32	M16*1.0P	M6*1.0P	10	2	4.7
-160K	261.8	160	122	38	52	62	78	100	44	53	-	32	M16*1.0P	M6*1.0P	5	3	5.1
-200K	301.8	200	162	38	52	62	118	100	44	53	-	32	M16*1.0P	M6*1.0P	5	3	6.1

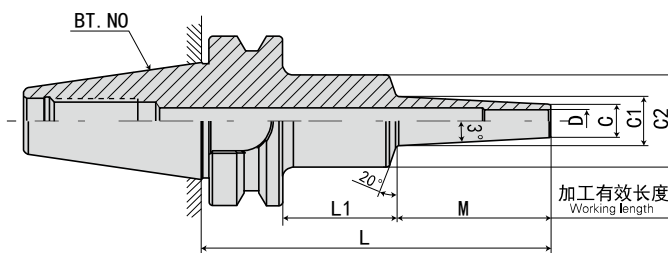
规格说明:

BT50 - SF - 16 - 100K

- L1 长度 Length (L1)
- 刀杆直径 Diameter
- 功能代号 Holder type
- 锥柄形式 Taper size

·BT30-SL 热缩刀柄 (3°一体型)

BT30-SL SHRINK FIT HOLDER(3° MONO)



安全记号 (Safety mark)

壁厚 (Thickness) **t**

最短夹持长度 (Minimum insert length of the tool) **H**

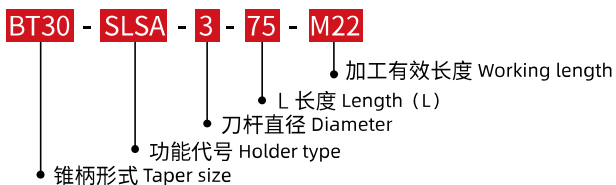
刀具最大插入长度 (Maximum insert length of the tool) **h**

注意事项

- 拉钉 请在加热时取下, 或使用通孔拉钉。
- 刀具安装 插入刀具时, 请务必将刀具插入比安全记号更深的位置。

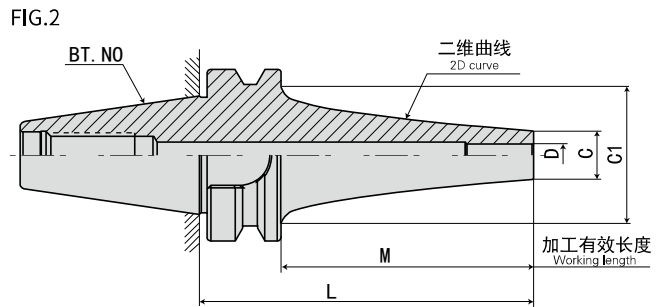
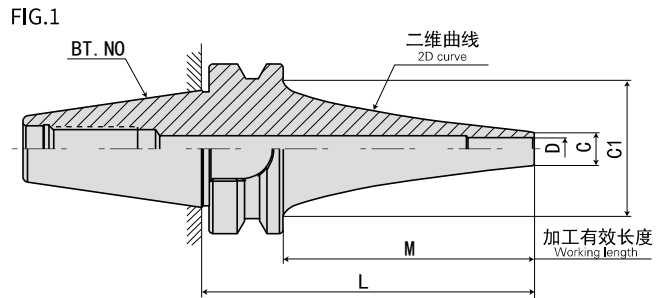
型号 Model	D	C	t	L	M	L1	C1	C2	H	h	重量 KGS	S
BT30-SLSA3- 75-M 22	3	6	1.5	75	22	31	8.3	25	9	99	0.4	4.6
- 95-M 42	3	6	1.5	95	42	31	10.4	25	9	119	0.4	9.2
-120-M 67	3	6	1.5	120	67	31	13	25	9	144	0.5	14.9
-SLRA3- 75-M 22	3	7.5	2.25	75	22	31	9.8	25	9	99	0.5	2.8
-SLSA3.175- 75-M 22	3.175	6.175	1.5	75	22	31	8.5	25	9	99	0.4	4.4
-95-M 42	3.175	6.175	1.5	95	42	31	10.6	25	9	119	0.4	8.8
-SLSA4- 75-M 22	4	7	1.5	75	22	31	9.3	25	12	99	0.4	3.6
- 95-M 42	4	7	1.5	95	42	31	11.4	25	12	119	0.4	7.3
-120-M 67	4	7	1.5	120	67	31	14	25	12	144	0.5	11.9
-SLRA 4- 75-M 22	4	10	3	75	22	31	12.3	25	12	99	0.5	1.8
-SLSA6- 75-M 22	6	9	1.5	75	22	31	11.3	25	18	99	0.4	2.4
- 95-M 42	6	9	1.5	95	42	31	13.4	25	18	119	0.4	4.9
-120-M 67	6	9	1.5	120	67	31	16	25	18	144	0.5	8.3
-SLRA6- 75-M 22	6	12	3	75	22	31	14.3	25	18	99	0.4	1.4
-SLRA8- 75-M 22	8	14	3	75	22	31	16.3	25	24	99	0.4	1.2
-SLRA10- 75-M 22	10	16	3	75	22	31	18.3	25	30	99	0.4	1.1
-SLRA12- 75-M 22	12	20	4	75	22	31	22.3	25	30	99	0.5	1
-SLRA16- 60-M 22	16	26	5	60	22	16	28.3	34	32	60	0.5	0.5
-SLRA20- 65-M 22	20	32	6	65	22	21	34.3	40	38	60	0.5	0.4

规格说明:



·BT30-SL 热缩刀柄 (CV 曲线型)

BT30-SL SHRINK FIT HOLDER(CV CURVE)

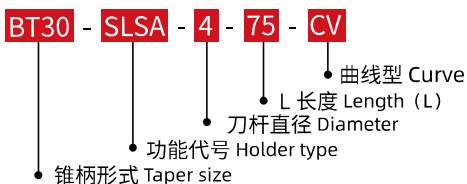


注意事项

- 拉钉 请在加热时取下，或使用通孔拉钉。
- 刀具安装 插入刀具时，请务必将刀具插入比安全记号更深的位置。

型号 Model	FIG	D	C	t	L	M	C1	H	h	重量 KGS	S
BT30-SLSA4- 75CV	1	4	7	1.5	75	53	34	12	99	0.5	1.8
- 90CV	1	4	7	1.5	90	68	34	12	114	0.5	2.8
-120CV	1	4	7	1.5	120	98	34	12	144	0.5	6.6
-SLRA4- 90CV	2	4	10	3	90	68	34	12	114	0.5	2
-120CV	2	4	10	3	120	98	34	12	144	0.5	2.9
-SLSA6- 75CV	1	6	9	1.5	75	53	34	18	99	0.5	1.5
- 90CV	1	6	9	1.5	90	68	34	18	114	0.5	2.4
-120CV	1	6	9	1.5	120	98	34	18	144	0.5	5.6
-SLRA6- 90CV	2	6	13	3.5	90	68	34	18	114	0.5	1.6
-120CV	2	6	13	3.5	120	98	34	18	144	0.5	2.5
-SLSA8- 75CV	1	8	11	1.5	75	53	34	24	99	0.5	1.3
- 90CV	1	8	11	1.5	90	68	34	24	114	0.6	2.2
-SLRA8- 90CV	2	8	16	4	90	68	34	24	114	0.5	1.1
-SLSA10- 75CV	1	10	13	1.5	75	53	34	30	99	0.5	1.2
- 90CV	1	10	13	1.5	90	68	34	30	114	0.5	2
-SLRA10- 90CV	1	10	19	4.5	90	68	34	30	114	0.6	1.1

规格说明:



·BT40-SL 热缩刀柄 (3°一体型)

BT40-SL SHRINK FIT HOLDER(3° MONO)



FIG.1

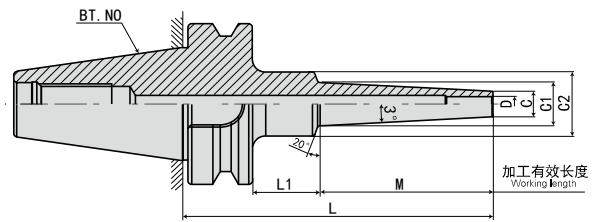
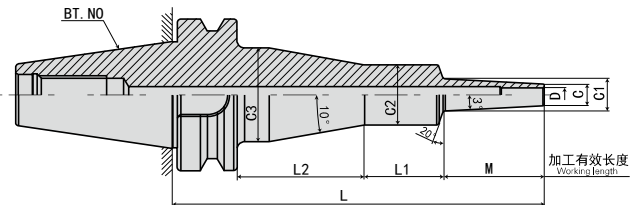


FIG.2



配件 Accessories

» P.J19

安全记号
(Safety mark)

壁厚
(Thickness)

最短夹持长度
(Minimum insert length of the tool)

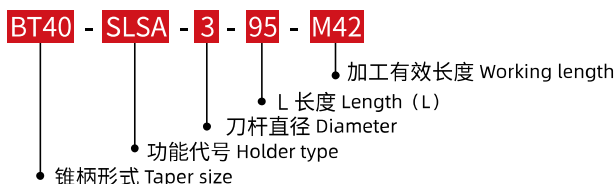
刀具最大插入长度
(Maximum insert length of the tool)

注意事项

- 拉钉 请在加热时取下，或使用通孔拉钉。
- 刀具安装 插入刀具时，请务必将刀具插入比安全记号更深的位置。

型号 Model	FIG	D	C	t	L	M	L1	L2	C1	C2	C3	H	h	重量 KGS	S
BT40-SLSA3- 95-M 42	1	3	6	1.5	95	42	26	*	10.4	25	*	9	130	1	9.1
-120-M 67	1	3	6	1.5	120	67	26	*	13	25	*	9	155	1	14.6
-125-M 42	1	3	6	1.5	125	42	56	*	10.4	25	*	9	160	1.1	9.7
-150-M 67	1	3	6	1.5	150	67	56	*	13	25	*	9	185	1.1	15.7
-M 97	1	3	6	1.5	150	97	26	*	16.2	25	*	9	185	1.1	20.4
-155-M 42	2	3	6	1.5	155	42	33	53	10.4	26	40	9	190	1.4	9.9
-180-M 67	2	3	6	1.5	180	67	33	53	13	25	39	9	215	1.4	15.7
-M 97	1	3	6	1.5	180	97	56	*	16.2	25	*	9	215	1.2	22.1
-210-M 97	2	3	6	1.5	210	97	33	53	16.2	25	39	9	245	1.4	22.1
-SLRA3- 75-M 22	1	3	7.5	2.25	75	22	26	*	9.8	25	*	9	110	1	2.7
- 95-M 42	1	3	7.5	2.25	95	42	26	*	11.9	25	*	9	130	1	5.3
-105-M 22	1	3	7.5	2.25	105	22	56	*	9.8	25	*	9	140	1.1	3.2
-120-M 67	1	3	7.5	2.25	120	67	26	*	14.5	25	*	9	155	1.1	8.8
-125-M 42	1	3	7.5	2.25	125	42	56	*	11.9	25	*	9	160	1.1	6
-135-M 22	2	3	7.5	2.25	135	22	33	53	9.8	25	39	9	170	1.4	3.2
-150-M 67	1	3	7.5	2.25	150	67	56	*	14.5	25	*	9	185	1.2	14.5
-M 97	1	3	7.5	2.25	150	97	26	*	17.7	25	*	9	185	1.1	12.8
-155-M 42	2	3	7.5	2.25	155	42	33	53	11.9	25	39	9	190	1.4	6
-180-M 67	2	3	7.5	2.25	180	67	33	53	14.5	26	40	9	215	1.4	9.8
-M 97	1	3	7.5	2.25	180	97	56	*	17.7	25	*	9	215	1.2	14.3
-M127	1	3	7.5	2.25	180	127	26	*	20.8	36	*	9	215	1.1	15.7
-210-M 97	2	3	7.5	2.25	210	97	33	53	17.7	25	39	9	245	1.5	14.4
-M127	1	3	7.5	2.25	210	127	56	*	20.8	32	*	9	245	1.4	16.5
-240-M127	2	3	7.5	2.25	240	127	28	58	20.8	36	50	9	275	1.8	16.3

规格说明:



·BT40-SL 热缩刀柄 (3°一体型)

BT40-SL SHRINK FIT HOLDER(3° MONO)



FIG.1

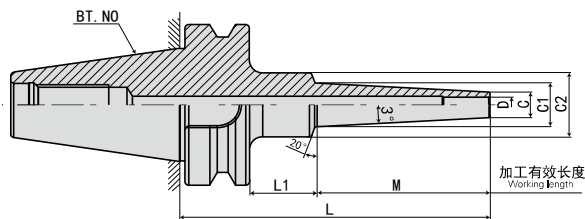
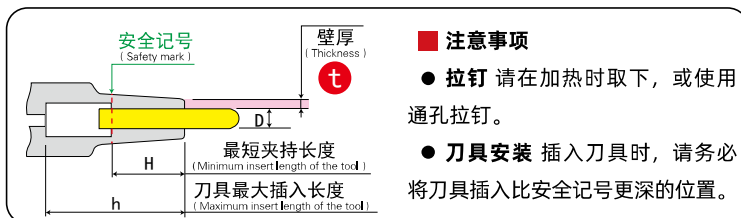
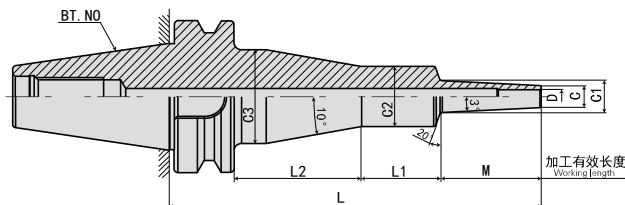


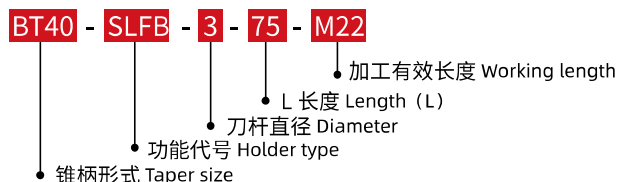
FIG.2


注意事项

- 拉钉 请在加热时取下，或使用通孔拉钉。
- 刀具安装 插入刀具时，请务必将刀具插入比安全记号更深的位置。

型号 Model	FIG	D	C	t	L	M	L1	L2	C1	C2	C3	H	h	重量 KGS	S
BT40-SLFB3- 75-M 22	1	3	9.5	3.25	75	22	26	*	11.8	25	*	9	110	1	1.9
- 95-M 42	1	3	9.5	3.25	95	42	26	*	13.9	25	*	9	130	1	3.2
-105-M 22	1	3	9.5	3.25	105	22	56	*	11.8	25	*	9	140	1.1	2.3
-120-M 67	1	3	9.5	3.25	120	67	26	*	16.5	25	*	9	155	1.1	5.3
-125-M 42	1	3	9.5	3.25	125	42	56	*	13.9	25	*	9	160	1.1	3.9
-135-M 22	2	3	9.5	3.25	135	22	33	53	11.8	25	39	9	170	1.4	2.3
-150-M 67	1	3	9.5	3.25	150	67	56	*	16.5	25	*	9	185	1.2	6.4
-155-M 42	2	3	9.5	3.25	155	42	33	53	13.9	25	39	9	190	1.4	3.9
-180-M 67	2	3	9.5	3.25	180	67	33	53	16.5	26	40	9	215	1.4	6.3
-SLSA4- 95-M 42	1	4	7	1.5	95	42	26	*	11.4	25	*	12	130	1	7.1
-120-M 67	1	4	7	1.5	120	67	26	*	14	25	*	12	155	1	11.7
-125-M 42	1	4	7	1.5	125	42	56	*	11.4	25	*	12	160	1.1	7.9
-150-M 67	1	4	7	1.5	150	67	56	*	14	25	*	12	185	1.1	12.8
-M 97	1	4	7	1.5	150	97	26	*	17.2	25	*	12	185	1.1	16.5
-155-M 42	2	4	7	1.5	155	42	33	53	11.4	25	39	12	190	1.4	7.9
-180-M 67	2	4	7	1.5	180	67	33	53	14	25	39	12	215	1.4	12.8
-M 97	1	4	7	1.5	180	97	56	*	17.2	25	*	12	215	1.2	18.3
-210-M 97	2	4	7	1.5	210	97	33	53	17.2	25	39	12	245	1.5	18.2
-SLRA4- 75-M 22	1	4	10	3	75	22	26	*	12.3	25	*	12	110	1	1.7
- 95-M 42	1	4	10	3	95	42	26	*	14.4	25	*	12	130	1	3.1
-105-M 22	1	4	10	3	105	22	56	*	12.3	25	*	12	140	1.1	2.2
-120-M 67	1	4	10	3	120	67	26	*	17	25	*	12	155	1.1	5.1
-125-M 42	1	4	10	3	125	42	56	*	14.4	25	*	12	160	1.1	3.8
-135-M 22	2	4	10	3	135	22	33	53	12.3	25	39	12	170	1.4	2.2
-150-M 67	1	4	10	3	150	67	56	*	17	25	*	12	185	1.2	6.3
-M 97	1	4	10	3	150	97	26	*	20.2	25	*	12	185	1.1	7.7

规格说明:



·BT40-SL 热缩刀柄 (3°一体型)

BT40-SL SHRINK FIT HOLDER(3° MONO)



FIG.1

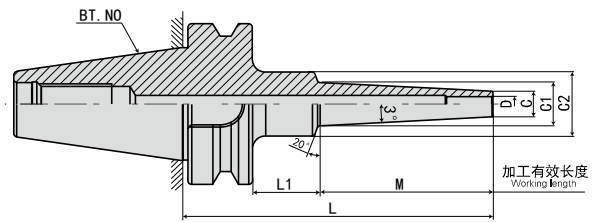
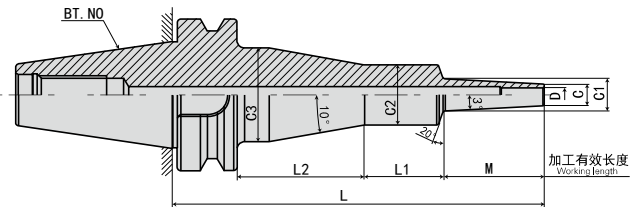


FIG.2



安全记号 (Safety mark)

壁厚 (Thickness) t

最短夹持长度 (Minimum insert length of the tool) H

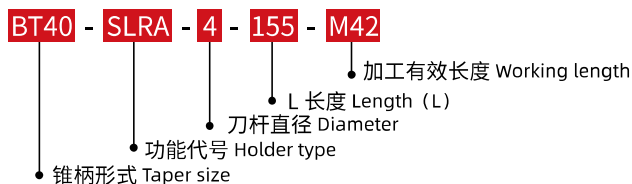
刀具最大插入长度 (Maximum insert length of the tool) h

注意事项

- 拉钉 请在加热时取下, 或使用通孔拉钉。
- 刀具安装 插入刀具时, 请务必将刀具插入比安全记号更深的位置。

型号 Model	FIG	D	C	t	L	M	L1	L2	C1	C2	C3	H	h	重量 KGS	S
BT40-SLRA4-155-M 42	2	4	10	3	155	42	33	53	14.4	25	39	12	190	1.4	3.8
-180-M 67	2	4	10	3	180	67	33	53	17	25	39	12	215	1.4	6.2
-M 97	1	4	10	3	180	97	56	*	20.2	25	*	12	215	1.2	9.5
-M127	1	4	10	3	180	127	26	*	23.3	32	*	12	215	1.2	9.4
-210-M 97	2	4	10	3	210	97	33	53	20.2	25	39	12	245	1.5	9.4
-M127	1	4	10	3	210	127	56	*	23.3	32	*	12	245	1.4	10.3
-240-M127	2	4	10	3	240	127	30	56	23.3	32	46	12	275	1.8	10.4
-SLFB4- 75-M 22	1	4	12	4	75	22	26	*	14.3	25	*	12	110	1	1.3
- 95-M 42	1	4	12	4	95	42	26	*	16.4	25	*	12	130	1.1	2.2
-105-M 22	1	4	12	4	105	22	56	*	14.3	25	*	12	140	1.1	1.8
-120-M 67	1	4	12	4	120	67	26	*	19	25	*	12	155	1.1	3.5
-125-M 42	1	4	12	4	125	42	56	*	16.4	25	*	12	160	1.2	2.9
-135-M 22	2	4	12	4	135	22	33	53	14.3	25	39	12	170	1.4	1.8
-150-M 67	1	4	12	4	150	67	56	*	19	25	*	12	185	1.2	4.7
-155-M 42	2	4	12	4	155	42	33	53	16.4	25	39	12	190	1.4	2.9
-180-M 67	2	4	12	4	180	67	33	53	19	25	39	12	215	1.5	4.7
-SLSA6- 95-M 42	1	6	9	1.5	95	42	26	*	13.4	25	*	18	130	1	4.8
-120-M 67	1	6	9	1.5	120	67	26	*	16	25	*	18	155	1.1	8
-125-M 42	1	6	9	1.5	125	42	56	*	13.4	25	*	18	160	1.1	5.6
-150-M 67	1	6	9	1.5	150	67	56	*	16	25	*	18	185	1.2	9.2
-M 97	1	6	9	1.5	150	97	26	*	19.2	32	*	18	185	1.1	11
-155-M 42	2	6	9	1.5	155	42	33	53	13.4	25	39	18	190	1.4	5.6
-180-M 67	2	6	9	1.5	180	67	33	53	16	25	39	18	215	1.4	9.2
-M 97	1	6	9	1.5	180	97	56	*	19.2	32	*	18	215	1.3	11.7
-210-M 97	2	6	9	1.5	210	97	30	56	19.2	32	46	18	245	1.7	11.7

规格说明:



·BT40-SL 热缩刀柄 (3°一体型)

BT40-SL SHRINK FIT HOLDER(3° MONO)



FIG.1

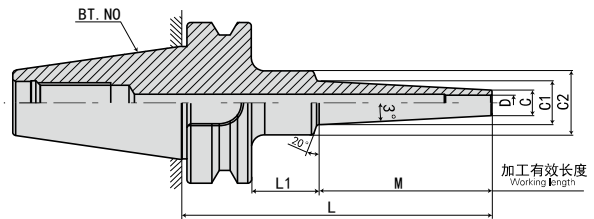
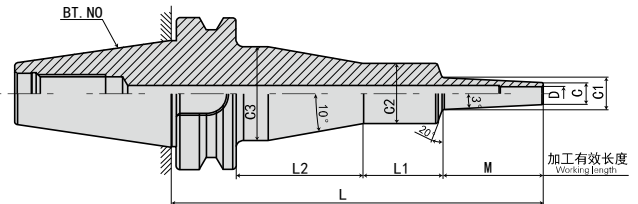
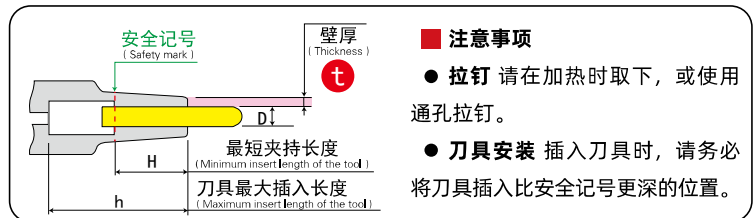


FIG.2



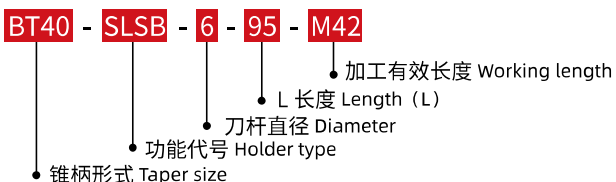
配件 Accessories

» P.J19


■ 注意事项

- 拉钉 请在加热时取下, 或使用通孔拉钉。
- 刀具安装 插入刀具时, 请务必将刀具插入比安全记号更深的位置。

型号 Model	FIG	D	C	t	L	M	L1	L2	C1	C2	C3	H	h	重量 KGS	S
BT40-SLSB6- 95-M 42	1	6	10	2	95	42	26	*	14.4	25	*	18	130	1	3.6
-120-M 67	1	6	10	2	120	67	26	*	17	25	*	18	155	1.1	6.1
-125-M 42	1	6	10	2	125	42	56	*	14.4	25	*	18	160	1.1	4.5
-150-M 67	1	6	10	2	150	67	56	*	17	25	*	18	185	1.2	7.4
-M 97	1	6	10	2	150	97	26	*	20.2	32	*	18	185	1.2	8.5
-155-M 42	2	6	10	2	155	42	33	53	14.4	25	39	18	190	1.4	4.4
-180-M 67	2	6	10	2	180	67	33	53	17	25	39	18	215	1.4	7.4
-M 97	1	6	10	2	180	97	56	*	20.2	32	*	18	215	1.3	9.2
-M127	1	6	10	2	180	127	26	*	23.3	32	*	18	215	1.2	11
-210-M 97	2	6	10	2	210	97	30	56	20.2	32	46	18	245	1.7	9.2
-M127	1	6	10	2	210	127	56	*	23.3	32	*	18	245	1.4	12
-M157	1	6	10	2	210	157	26	*	26.5	32	*	18	245	1.3	13.2
-240--M127	2	6	10	2	240	127	30	56	23.3	32	46	18	275	1.8	12
-M157	1	6	10	2	240	157	56	*	26.5	36	*	18	275	1.7	14.5
-270-M157	2	6	10	2	270	157	30	56	26.5	32	46	18	305	1.9	14.6
-SLRB6- 75-M 22	1	6	14	4	75	22	26	*	16.3	32	*	18	110	1.1	1
- 95-M 42	1	6	14	4	95	42	26	*	18.4	32	*	18	130	1.1	1.6
-105-M 22	1	6	14	4	105	22	56	*	16.3	32	*	18	140	1.2	1.2
-120-M 67	1	6	14	4	120	67	26	*	21	32	*	18	155	1.2	2.6
-125-M 42	1	6	14	4	125	42	56	*	18.4	32	*	18	160	1.3	1.9
-135-M 22	2	6	14	4	135	22	30	56	16.3	32	46	18	170	1.6	1.2
-150-M 67	1	6	14	4	150	67	56	*	21	32	*	18	185	1.3	3
-155-M 42	2	6	14	4	155	42	30	56	18.4	32	46	18	190	1.6	1.9
-180-M 67	2	6	14	4	180	67	30	56	21	32	46	18	215	1.7	3.1

规格说明:


·BT40-SL 热缩刀柄 (3°一体型)

BT40-SL SHRINK FIT HOLDER(3° MONO)



FIG.1

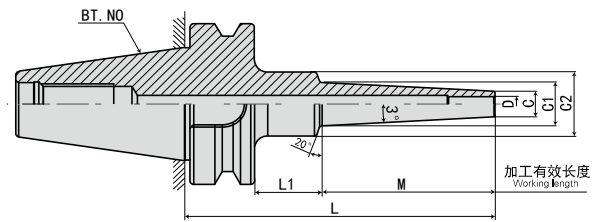
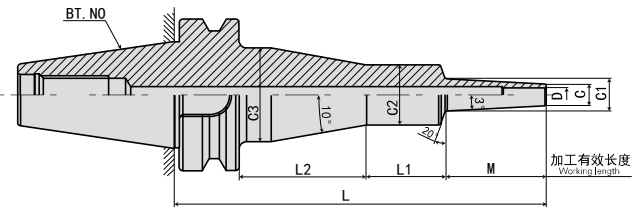


FIG.2



安全记号
(Safety mark)

最短夹持长度
(Minimum insert length of the tool)

刀具最大插入长度
(Maximum insert length of the tool)

壁厚
(Thickness)

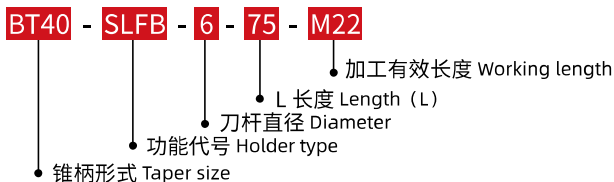
t

注意事项

- 拉钉 请在加热时取下，或使用通孔拉钉。
- 刀具安装 插入刀具时，请务必将刀具插入比安全记号更深的位置。

型号 Model	FIG	D	C	t	L	M	L1	L2	C1	C2	C3	H	h	重量 KGS	S
BT40-SLFB6- 75-M 22	1	6	14	4	75	22	26	*	16.3	32	*	18	110	1.1	1
- 95-M 42	1	6	14	4	95	42	26	*	18.4	32	*	18	130	1.1	1.6
-105-M 22	1	6	14	4	105	22	56	*	16.3	32	*	18	140	1.2	1.2
-120-M 67	1	6	14	4	120	67	26	*	21	32	*	18	155	1.2	2.6
-125-M 42	1	6	14	4	125	42	56	*	18.4	32	*	18	160	1.3	1.9
-135-M 22	2	6	14	4	135	22	30	56	16.3	32	46	18	170	1.6	1.2
-150-M 67	1	6	14	4	150	67	56	*	21	32	*	18	185	1.3	3
-155-M 42	2	6	14	4	155	42	30	56	18.4	32	46	18	190	1.6	1.9
-180-M 67	2	6	14	4	180	67	30	56	21	32	46	18	215	1.7	3.1
-SLSA8- 95-M 42	1	8	11	1.5	95	42	26	*	15.4	25	*	24	130	1	3.4
-120-M 67	1	8	11	1.5	120	67	26	*	18	32	*	24	155	1.1	5.4
-125-M 42	1	8	11	1.5	125	42	56	*	15.4	25	*	24	160	1.1	4.3
-150-M 67	1	8	11	1.5	150	67	56	*	18	32	*	24	185	1.3	5.9
-M 97	1	8	11	1.5	150	97	26	*	21.2	32	*	24	185	1.2	7.9
-155-M 42	2	8	11	1.5	155	42	33	53	15.4	25	39	24	190	1.4	4.3
-180-M 67	2	8	11	1.5	180	67	30	56	18	32	46	24	215	1.6	5.9
-M 97	1	8	11	1.5	180	97	56	*	21.2	32	*	24	215	1.3	8.7
-210-M 97	2	8	11	1.5	210	97	28	58	21.2	36	50	24	245	1.9	8.4
-SLSB8- 95-M 42	1	8	13	2.5	95	42	26	*	17.4	32	*	24	130	1.1	2.1
-120-M 67	1	8	13	2.5	120	67	26	*	20	32	*	24	155	1.1	3.5
-125-M 42	1	8	13	2.5	125	42	56	*	17.4	36	*	24	160	1.3	2.3
-150-M 67	1	8	13	2.5	150	67	56	*	20	32	*	24	185	1.3	4
-M 97	1	8	13	2.5	150	97	26	*	23.2	32	*	24	185	1.2	5.2
-155-M 42	2	8	13	2.5	155	42	30	56	17.4	32	46	24	190	1.6	2.5

规格说明:



·BT40-SL 热缩刀柄 (3°一体型)

BT40-SL SHRINK FIT HOLDER(3° MONO)



FIG.1

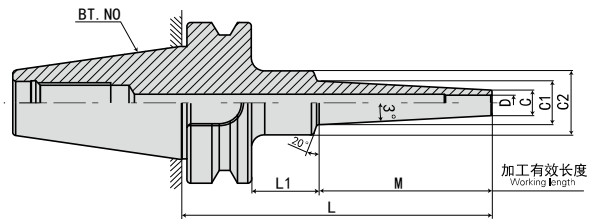
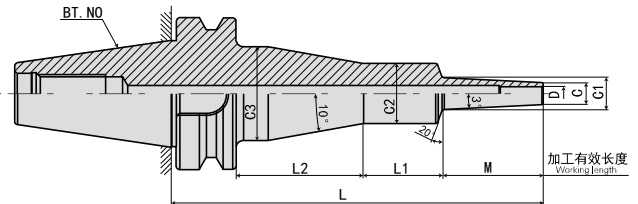


FIG.2



安全记号 (Safety mark)

壁厚 (Thickness) **t**

最短夹持长度 (Minimum insert length of the tool) **H**

刀具最大插入长度 (Maximum insert length of the tool) **h**

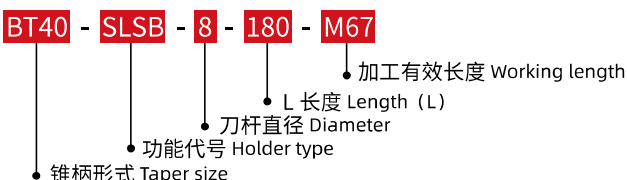
直径 **Di**

注意事项

- 拉钉 请在加热时取下，或使用通孔拉钉。
- 刀具安装 插入刀具时，请务必将刀具插入比安全记号更深的位置。

型号 Model	FIG	D	C	t	L	M	L1	L2	C1	C2	C3	H	h	重量 KGS	S
BT40-SLSB8-180-M 67	2	8	13	2.5	180	67	30	56	20	32	46	24	215	1.7	4
-M 97	1	8	13	2.5	180	97	56	*	23.2	32	*	24	215	1.4	6
-M127	1	8	13	2.5	180	127	26	*	26.3	32	*	24	215	1.3	7
-210-M 97	2	8	13	2.5	210	97	30	56	23.2	32	46	24	245	1.7	6
-M127	1	8	13	2.5	210	127	56	*	26.3	36	*	24	245	1.5	7.7
-M157	1	8	13	2.5	210	157	26	*	29.5	36	*	24	245	1.4	8.5
-240-M127	2	8	13	2.5	240	127	30	56	26.3	32	46	24	275	1.8	8.1
-M157	1	8	13	2.5	240	157	56	*	29.5	42	*	24	275	1.7	8.6
-270-M157	2	8	13	2.5	270	157	28	58	29.5	42	53	24	305	2.2	8.7
-SLRB8- 75-M 22	1	8	18	5	75	22	26	*	20.3	32	*	24	110	1.1	0.7
- 95-M 42	1	8	18	5	95	42	26	*	22.4	32	*	24	130	1.1	1.1
-105-M 22	1	8	18	5	105	22	56	*	20.3	32	*	24	140	1.2	0.9
-120-M 67	1	8	18	5	120	67	26	*	25	32	*	24	155	1.2	1.7
-125-M 42	1	8	18	5	125	42	56	*	22.4	32	*	24	160	1.3	1.4
-135-M 22	2	8	18	5	135	22	30	56	20.3	32	46	24	170	1.6	1
-150-M 67	1	8	18	5	150	67	56	*	25	32	*	24	185	1.4	2.2
-155-M 42	2	8	18	5	155	42	30	56	22.4	32	46	24	190	1.7	1.5
-180-M 67	2	8	18	5	180	67	30	56	25	32	46	24	215	1.8	2.2
-SLFB8- 75-M 22	1	8	18	5	75	22	26	*	20.3	32	*	24	110	1.1	0.7
- 95-M 42	1	8	18	5	95	42	26	*	22.4	32	*	24	130	1.1	1.1
-105-M 22	1	8	18	5	105	22	56	*	20.3	32	*	24	140	1.2	0.9
-120-M 67	1	8	18	5	120	67	26	*	25	32	*	24	155	1.2	1.7
-125-M 42	1	8	18	5	125	42	56	*	22.4	32	*	24	160	1.3	1.4
-135-M 22	2	8	18	5	135	22	30	56	20.3	32	46	24	170	1.6	1
-150-M 67	1	8	18	5	150	67	56	*	25	32	*	24	185	1.4	2.2
-155-M 42	2	8	18	5	155	42	30	56	22.4	32	46	24	190	1.7	1.5
-180-M 67	2	8	18	5	180	67	28	58	25	36	50	24	215	1.9	2

规格说明:



·BT40-SL 热缩刀柄 (3°一体型)

BT40-SL SHRINK FIT HOLDER(3° MONO)



FIG.1

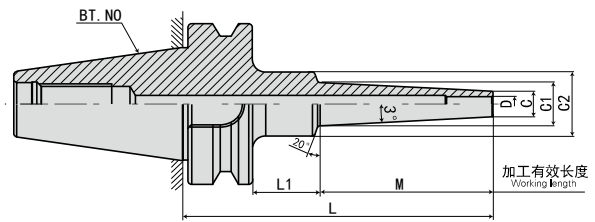
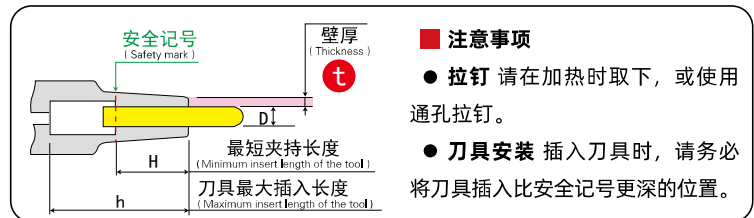
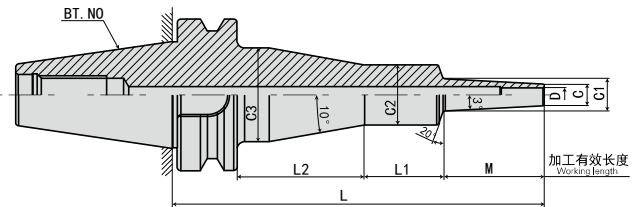
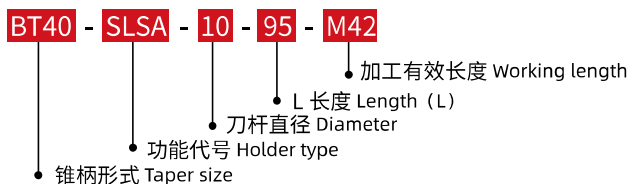


FIG.2



型号 Model	FIG	D	C	t	L	M	L1	L2	C1	C2	C3	H	h	重量 KGS	S
BT40-SLSA10- 95-M 42	1	10	13	1.5	95	42	26	*	17.4	25	*	30	130	1	2.6
-120-M 67	1	10	13	1.5	120	67	26	*	20	32	*	30	155	1.1	4
-125-M 42	1	10	13	1.5	125	42	56	*	17.4	25	*	30	160	1.1	3.6
-150-M 67	1	10	13	1.5	150	67	56	*	20	32	*	30	185	1.3	4.6
-M 97	1	10	13	1.5	150	97	26	*	23.2	32	*	30	185	1.2	6
-155-M 42	2	10	13	1.5	155	42	30	53	17.4	25	39	30	190	1.4	3.6
-180-M 67	2	10	13	1.5	180	67	28	58	20	36	50	30	215	1.8	4.4
-M 97	1	10	13	1.5	180	97	56	*	23.2	32	*	30	215	1.3	6.9
-210-M 97	2	10	13	1.5	210	97	30	56	23.2	32	46	30	245	1.7	6.9
-SLSB10- 95-M 42	1	10	16	3	95	42	26	*	20.4	32	*	30	130	1.1	1.4
-120-M 67	1	10	16	3	120	67	26	*	23	32	*	30	155	1.2	2.4
-125-M 42	1	10	16	3	125	42	56	*	20.4	32	*	30	160	1.3	1.8
-150-M 67	1	10	16	3	150	67	56	*	23	32	*	30	185	1.3	3
-M 97	1	10	16	3	150	97	26	*	26.2	32	*	30	185	1.3	3.6
-155-M 42	2	10	16	3	155	42	30	56	20.4	32	46	30	190	1.6	1.9
-180-M 67	2	10	16	3	180	67	30	56	23	32	46	30	215	1.7	3
-M 97	1	10	16	3	180	97	56	*	26.2	32	*	30	215	1.4	4.5
-M127	1	10	16	3	180	127	26	*	29.3	42	*	30	215	1.4	4.5
-210-M 97	2	10	16	3	210	97	30	56	26.2	32	46	30	245	1.8	4.5
-M127	1	10	16	3	210	127	56	*	29.3	42	*	30	245	1.6	4.9
-M157	1	10	16	3	210	157	26	*	32.5	42	*	30	245	1.5	5.6
-240-M127	1	10	16	3	240	127	86	*	29.3	50	*	30	275	2.1	5
-M157	1	10	16	3	240	157	56	*	32.5	50	*	30	275	1.8	5.8
-270-M157	2	10	16	3	270	157	28	58	32.5	42	53	30	305	2.3	6.3

规格说明:



·BT40-SL 热缩刀柄 (3°一体型)

BT40-SL SHRINK FIT HOLDER(3° MONO)



FIG.1

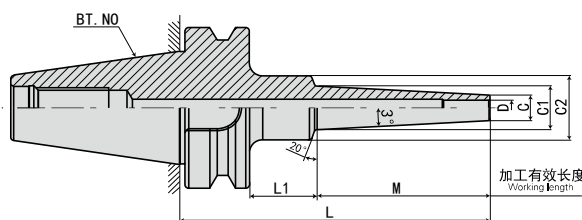
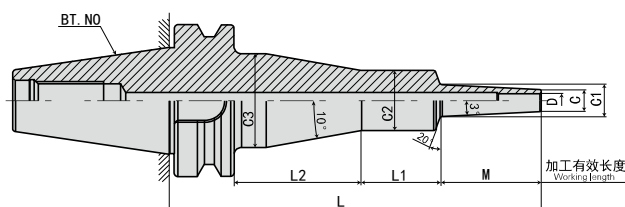


FIG.2



安全记号
(Safety mark)

最短夹持长度
(Minimum insert length of the tool)

刀具最大插入长度
(Maximum insert length of the tool)

壁厚
(Thickness)

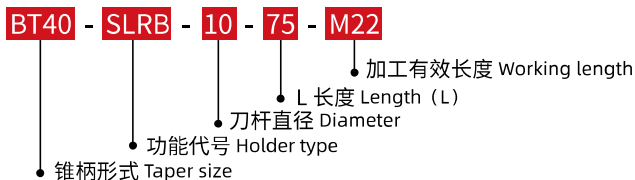
t

注意事项

- 拉钉 请在加热时取下，或使用通孔拉钉。
- 刀具安装 插入刀具时，请务必将刀具插入比安全记号更深的位置。

型号 Model	FIG	D	C	t	L	M	L1	L2	C1	C2	C3	H	h	重量 KGS	S
BT40-SLRB10- 75-M 22	1	10	22	6	75	22	26	*	24.3	32	*	30	110	1.1	0.6
- 95-M 42	1	10	22	6	95	42	26	*	26.4	32	*	30	130	1.2	0.8
-105-M 22	1	10	22	6	105	22	56	*	24.3	32	*	30	140	1.3	0.8
-120-M 67	1	10	22	6	120	67	26	*	29	42	*	30	155	1.3	1.1
-125-M 42	1	10	22	6	125	42	56	*	26.4	32	*	30	160	1.3	1.2
-135-M 22	2	10	22	6	135	22	30	56	24.3	32	46	30	170	1.7	0.9
-150-M 67	1	10	22	6	150	67	56	*	29	42	*	30	185	1.5	1.3
-155-M 42	2	10	22	6	155	42	30	56	26.4	32	46	30	190	1.7	1.3
-180-M 67	2	10	22	6	180	67	28	58	29	42	53	30	215	2.1	1.4
-SLFB10- 75-M 22	1	10	22	6	75	22	26	*	24.3	32	*	30	110	1.1	0.6
- 95-M 42	1	10	22	6	95	42	26	*	26.4	32	*	30	130	1.2	0.8
-105-M 22	1	10	22	6	105	22	56	*	24.3	32	*	30	140	1.3	0.8
-120-M 67	1	10	22	6	120	67	26	*	29	42	*	30	155	1.3	1.1
-125-M 42	1	10	22	6	125	42	56	*	26.4	32	*	30	160	1.3	1.2
-135-M 22	2	10	22	6	135	22	30	56	24.3	32	46	30	170	1.7	0.9
-150-M 67	1	10	22	6	150	67	56	*	29	42	*	30	185	1.5	1.3
-155-M 42	2	10	22	6	155	42	28	58	26.4	36	50	30	190	1.9	1.1
-180-M 67	2	10	22	6	180	67	28	58	29	42	53	30	215	2.1	1.4
-SLSA12- 95-M 42	1	12	15	1.5	95	42	26	*	19.4	32	*	30	130	1.1	1.8
-120-M 67	1	12	15	1.5	120	67	26	*	22	32	*	30	155	1.1	3.3
-125-M 42	1	12	15	1.5	125	42	56	*	19.4	32	*	30	160	1.2	2.3
-150-M 67	1	12	15	1.5	150	67	56	*	22	36	*	30	185	1.4	3.6
-M 97	1	12	15	1.5	150	97	26	*	25.2	32	*	30	185	1.2	4.9
-155-M 42	2	12	15	1.5	155	42	30	56	19.4	32	46	30	190	1.6	2.3
-180-M 67	2	12	15	1.5	180	67	30	56	22	32	46	30	215	1.7	3.9
-M 97	1	12	15	1.5	180	97	56	*	25.2	32	*	30	215	1.4	5.8
-210-M 97	2	12	15	1.5	210	97	30	56	25.2	32	46	30	245	1.7	5.8

规格说明:



·BT40-SL 热缩刀柄 (3°一体型)

BT40-SL SHRINK FIT HOLDER(3° MONO)



FIG.1

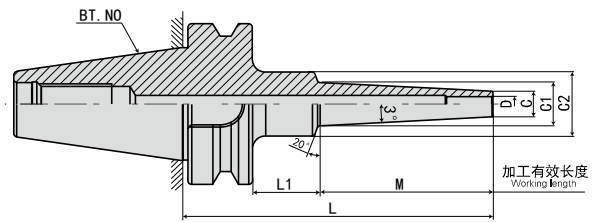
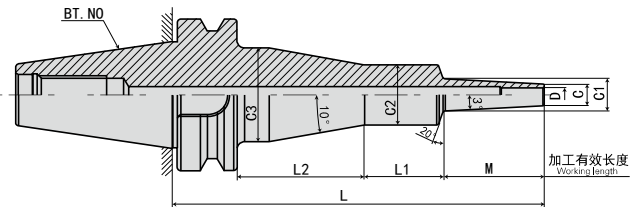


FIG.2



安全记号 (Safety mark)

壁厚 (Thickness) **t**

最短夹持长度 (Minimum insert length of the tool) **H**

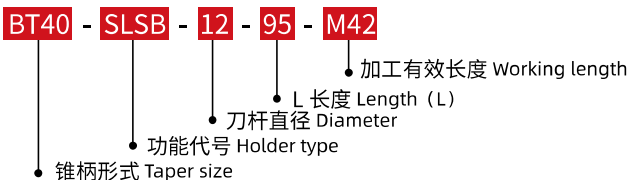
刀具最大插入长度 (Maximum insert length of the tool) **h**

注意事项

- 拉钉 请在加热时取下, 或使用通孔拉钉。
- 刀具安装 插入刀具时, 请务必将刀具插入比安全记号更深的位置。

型号 Model	FIG	D	C	t	L	M	L1	L2	C1	C2	C3	H	h	重量 KGS	S
BT40-SLSB12- 95-M 42	1	12	19	3.5	95	42	26	*	23.4	32	*	30	130	1.1	1.1
-120-M 67	1	12	19	3.5	120	67	26	*	26	32	*	30	155	1.2	1.8
-125-M 42	1	12	19	3.5	125	42	56	*	23.4	32	*	30	160	1.3	1.5
-150-M 67	1	12	19	3.5	150	67	56	*	26	32	*	30	185	1.3	2.5
-M 97	1	12	19	3.5	150	97	26	*	29.2	42	*	30	185	1.3	2.4
-155-M 42	2	12	19	3.5	155	42	30	56	23.4	32	46	30	190	1.7	1.6
-180-M 67	2	12	19	3.5	180	67	28	58	26	36	50	30	215	1.9	2.2
-M 97	1	12	19	3.5	180	97	56	*	29.2	50	*	30	215	1.7	2.6
-M127	1	12	19	3.5	180	127	26	*	32.3	42	*	30	215	1.5	3.3
-210-M 97	2	12	19	3.5	210	97	28	58	29.2	42	53	30	245	2.1	2.9
-M127	1	12	19	3.5	210	127	56	*	32.3	50	*	30	245	1.9	3.5
-M157	1	12	19	3.5	210	157	26	*	35.5	42	*	30	245	1.7	4.1
-240-M127	1	12	19	3.5	240	127	86	*	32.3	50	*	30	275	2.2	3.8
-M157	1	12	19	3.5	240	157	56	*	35.5	42	*	30	275	1.9	4.7
-270-M157	2	12	19	3.5	270	157	28	58	35.5	42	53	30	305	2.4	4.8
-SLRB12- 75-M 22	1	12	26	7	75	22	26	*	28.3	42	*	30	110	1.2	0.4
- 95-M 42	1	12	26	7	95	42	26	*	30.4	42	*	30	130	1.2	0.6
-105-M 22	1	12	26	7	105	22	56	*	28.3	50	*	30	140	1.4	0.5
-120-M 67	1	12	26	7	120	67	26	*	33	42	*	30	155	1.4	0.8
-125-M 42	1	12	26	7	125	42	56	*	30.4	42	*	30	160	1.5	0.7
-135-M 22	1	12	26	7	135	22	86	*	28.3	50	*	30	170	1.8	0.6
-150-M 67	1	12	26	7	150	67	56	*	33	42	*	30	185	1.6	1.1
-155-M 42	2	12	26	7	155	42	28	58	30.4	42	53	30	190	2	0.8
-180-M 67	2	12	26	7	180	67	28	58	33	42	53	30	215	2.1	1.1

规格说明:



·BT40-SL 热缩刀柄 (3°一体型)

BT40-SL SHRINK FIT HOLDER(3° MONO)



FIG.1

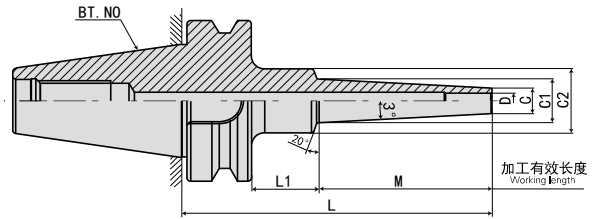
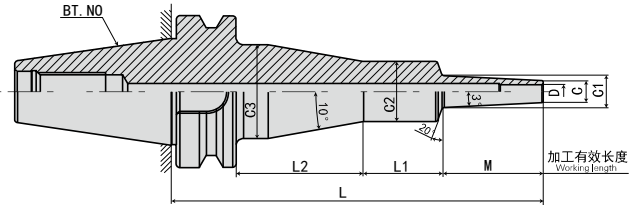


FIG.2



安全记号 (Safety mark)

壁厚 (Thickness) t

最短夹持长度 (Minimum insert length of the tool) H

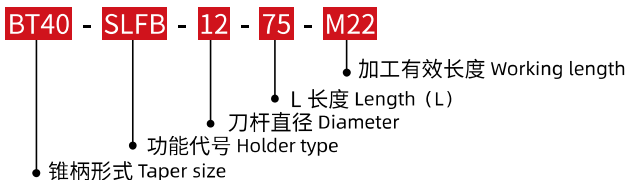
刀具最大插入长度 (Maximum insert length of the tool) h

注意事项

- 拉钉 请在加热时取下, 或使用通孔拉钉。
- 刀具安装 插入刀具时, 请务必将刀具插入比安全记号更深的位置。

型号 Model	FIG	D	C	t	L	M	L1	L2	C1	C2	C3	H	h	重量 KGS	S
BT40-SLFB12- 75-M 22	1	12	26	7	75	22	26	*	28.3	42	*	30	110	1.2	0.4
- 95-M 42	1	12	26	7	95	42	26	*	30.4	42	*	30	130	1.2	0.6
-105-M 22	1	12	26	7	105	22	56	*	28.3	42	*	30	140	1.4	0.5
-120-M 67	1	12	26	7	120	67	26	*	33	42	*	30	155	1.4	0.8
-125-M 42	1	12	26	7	125	42	56	*	30.4	42	*	30	160	1.5	0.7
-135-M 22	2	12	26	7	135	22	28	58	28.3	42	53	30	170	1.9	0.6
-150-M 67	1	12	26	7	150	67	56	*	33	42	*	30	185	1.6	1.1
-155-M 42	1	12	26	7	155	42	86	*	30.4	50	*	30	190	2	0.8
-180-M 67	2	12	26	7	180	67	28	58	33	42	53	30	215	2.1	1.1
-SLSB16- 95-M 42	1	16	24	4	95	42	26	*	28.4	42	*	32	105	1.2	0.7
-120-M 67	1	16	24	4	120	67	26	*	31	42	*	32	130	1.3	1.1
-125-M 42	1	16	24	4	125	42	56	*	28.4	42	*	32	135	1.4	0.9
-150-M 67	1	16	24	4	150	67	56	*	31	42	*	32	160	1.5	1.4
-M 97	1	16	24	4	150	97	26	*	34.2	42	*	32	160	1.4	1.7
-155-M 42	2	16	24	4	155	42	28	58	28.4	42	53	32	165	1.9	1
-180-M 67	2	16	24	4	180	67	28	58	31	42	53	32	190	2	1.5
-M 97	1	16	24	4	180	97	56	*	34.2	42	*	32	190	1.7	2.1
-M127	1	16	24	4	180	127	26	*	37.3	53	*	32	190	1.7	2.1
-210-M 97	1	16	24	4	210	97	86	*	34.2	50	*	32	220	2.1	2.1
-M127	1	16	24	4	210	127	56	*	37.3	50	*	32	220	2	2.5
-M157	1	16	24	4	210	157	26	*	40.5	53	*	32	220	1.9	2.7
-240-M127	1	16	24	4	240	127	86	*	37.3	53	*	32	250	2.5	2.6
-M157	1	16	24	4	240	157	56	*	40.5	50	*	32	250	2.2	3.1
-270-M157	1	16	24	4	270	157	86	*	40.5	53	*	32	280	2.7	3.5

规格说明:



·BT40-SL 热缩刀柄 (3°一体型)

BT40-SL SHRINK FIT HOLDER(3° MONO)



FIG.1

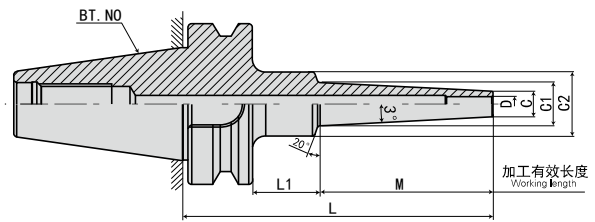
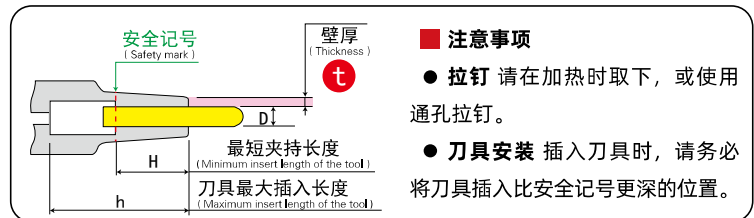
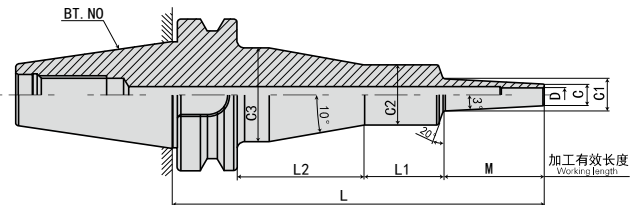


FIG.2



型号 Model	FIG	D	C	t	L	M	L1	L2	C1	C2	C3	H	h	重量 KGS	S
BT40-SLRB16- 75-M 22	1	16	32	8	75	22	26	*	34.3	42	*	32	85	1.2	0.3
- 95-M 42	1	16	32	8	95	42	26	*	36.4	42	*	32	105	1.3	0.5
-105-M 22	1	16	32	8	105	22	56	*	34.3	42	*	32	115	1.4	0.5
-120-M 67	1	16	32	8	120	67	26	*	39	42	*	32	130	1.5	0.7
-125-M 42	1	16	32	8	125	42	56	*	36.4	42	*	32	135	1.6	0.7
-135-M 22	2	16	32	8	135	22	28	58	34.3	42	53	32	145	2	0.5
-150-M 67	1	16	32	8	150	67	56	*	39	42	*	32	160	1.7	0.9
-155-M 42	2	16	32	8	155	42	28	58	36.4	42	53	32	165	2.1	0.7
-180-M 67	2	16	32	8	180	67	28	58	39	42	53	32	190	2.3	1
-SLFB16- 75-M 22	1	16	32	8	75	22	26	*	34.3	42	*	32	85	1.2	0.3
- 95-M 42	1	16	32	8	95	42	26	*	36.4	42	*	32	105	1.3	0.5
-105-M 22	1	16	32	8	105	22	56	*	34.3	42	*	32	115	1.4	0.5
-120-M 67	1	16	32	8	120	67	26	*	39	42	*	32	130	1.5	0.7
-125-M 42	1	16	32	8	125	42	56	*	36.4	42	*	32	135	1.6	0.7
-135-M 22	1	16	32	8	135	22	86	*	34.3	50	*	32	145	1.9	0.5
-150-M 67	1	16	32	8	150	67	56	*	39	42	*	32	160	1.7	0.9
-155-M 42	1	16	32	8	155	42	86	*	36.4	50	*	32	165	2	0.7
-180-M 67	2	16	32	8	180	67	28	58	39	42	53	32	190	2.3	1
-SLSB20- 95-M 42	1	20	29	4.5	95	42	26	*	33.4	42	*	40	105	1.2	0.6
-120-M 67	1	20	29	4.5	120	67	26	*	36	42	*	40	130	1.3	0.9
-125-M 42	1	20	29	4.5	125	42	56	*	33.4	42	*	40	135	1.5	0.8
-150-M 67	1	20	29	4.5	150	67	56	*	36	42	*	40	160	1.6	1.2
-M 97	1	20	29	4.5	150	97	26	*	39.2	53	*	40	160	1.6	1.2
-155-M 42	2	20	29	4.5	155	42	28	58	33.4	42	53	40	165	2	0.9

规格说明:

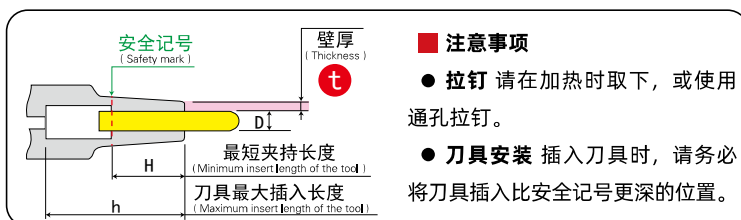
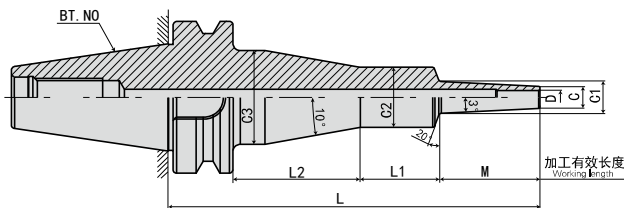
BT40 - SLRB - 16 - 75 - M22

- 锥柄形式 Taper size
- 功能代号 Holder type
- 刀杆直径 Diameter
- L 长度 Length (L)
- 加工有效长度 Working length



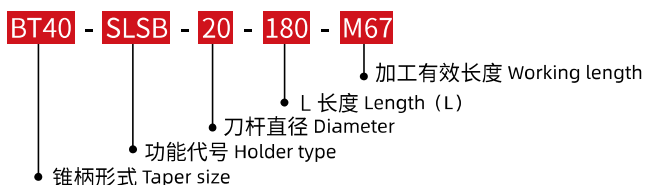
·BT40-SL 热缩刀柄 (3°一体型)

BT40-SL SHRINK FIT HOLDER(3° MONO)



型号 Model	D	C	t	L	M	L1	L2	C1	C2	C3	H	h	重量 KGS	S
BT40-SLSB20-180-M 67	20	29	4.5	180	67	86	*	36	50	*	40	190	2	1.2
-M 97	20	29	4.5	180	97	56	*	39.2	50	*	40	190	1.9	1.4
-M127	20	29	4.5	180	127	26	*	42.3	53	*	40	190	1.8	1.6
-210-M 97	20	29	4.5	210	97	86	*	39.2	53	*	40	220	2.4	1.6
-M127	20	29	4.5	210	127	56	*	42.3	50	*	40	220	2.1	1.9
-M157	20	29	4.5	210	157	26	*	45.5	50	*	40	220	2	2.1
-240-M127	20	29	4.5	240	127	86	*	42.3	50	*	40	250	2.4	2.3
-M157	20	29	4.5	240	157	56	*	45.5	50	*	40	250	2.4	2.4
-270-M157	20	29	4.5	270	157	86	*	45.5	50	*	40	280	2.7	2.9
-SLRB20- 95-M 42	20	38	9	95	42	26	*	42.4	53	*	40	105	1.5	0.4
-120-M 67	20	38	9	120	67	26	*	45	53	*	40	130	1.7	0.5
-125-M 42	20	38	9	125	42	56	*	42.4	53	*	40	135	1.9	0.5
-150-M 67	20	38	9	150	67	56	*	45	50	*	40	160	2	0.7
-155-M 42	20	38	9	155	42	86	*	42.4	53	*	40	165	2.2	0.6
-180-M 67	20	38	9	180	67	86	*	45	50	*	40	190	2.3	0.9
-SLFB20- 95-M 42	20	38	9	95	42	26	*	42.4	53	*	40	105	1.5	0.4
-120-M 67	20	38	9	120	67	26	*	45	53	*	40	130	1.7	0.5
-125-M 42	20	38	9	125	42	56	*	42.4	53	*	40	135	1.9	0.5
-150-M 67	20	38	9	150	67	56	*	45	50	*	40	160	2	0.7
-155-M 42	20	38	9	155	42	86	*	42.4	50	*	40	165	2.1	0.7
-180-M 67	20	38	9	180	67	86	*	45	50	*	40	190	2.3	0.9
-SLRB25- 95-M 42	25	45	10	95	42	26	*	49.4	53	*	45	105	1.5	0.3
-125-M 42	25	45	10	125	42	56	*	49.4	53	*	45	135	1.9	0.4
-155-M 42	25	45	10	155	42	86	*	49.4	53	*	45	165	2.3	0.6
-SLFB25- 95-M 42	25	45	10	95	42	26	*	49.4	53	*	45	105	1.5	0.3
-125-M 42	25	45	10	125	42	56	*	49.4	53	*	45	135	1.9	0.4
-155-M 42	25	45	10	155	42	86	*	49.4	53	*	45	165	2.3	0.6
-SLRB32- 95-M 42	32	54	11	95	42	26	*	58.4	63	*	50	87	1.8	0.3

规格说明:



·BT40-SL 热缩刀柄 (CV 曲线型)

BT40-SL SHRINK FIT HOLDER(CV CURVE)



FIG.1

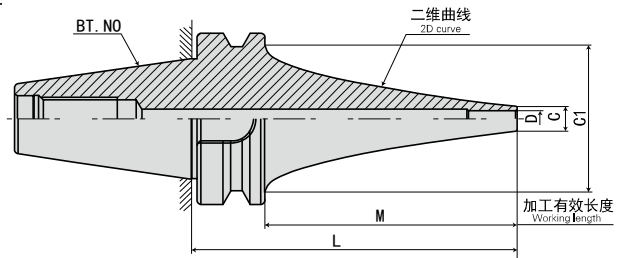
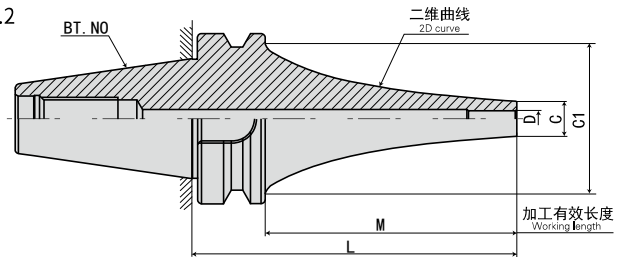


FIG.2



配件 Accessories



» P.J19

安全记号
(Safety mark)

壁厚
(Thickness)

t

■ 注意事项

- 拉钉 请在加热时取下, 或使用 通孔拉钉。
- 刀具安装 插入刀具时, 请务必 将刀具插入比安全记号更深的位置。

最短夹持长度
(Minimum insert length of the tool)

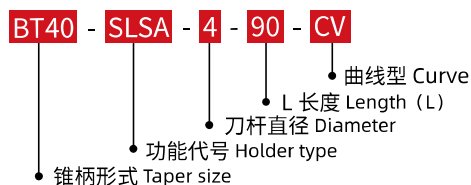
H

刀具最大插入长度
(Maximum insert length of the tool)

h

型号 Model	FIG	D	C	t	L	M	C1	H	h	重量 KGS	S
BT40-SLSA4- 90CV	1	4	7	1.5	90	63	53	12	125	1.2	1.8
-120CV	1	4	7	1.5	120	93	53	12	155	1.3	2.7
-150CV	1	4	7	1.5	150	123	53	12	185	1.5	4
-180CV	1	4	7	1.5	180	153	53	12	215	1.5	6.6
-210CV	1	4	7	1.5	210	183	53	12	245	1.6	11.6
-240CV	1	4	7	1.5	240	213	53	12	275	1.8	14
-SLRA4-120CV	2	4	10	3	120	93	53	12	155	1.3	1.9
-150CV	2	4	10	3	150	123	53	12	185	1.4	2.9
-180CV	2	4	10	3	180	153	53	12	215	1.5	4.2
-210CV	2	4	10	3	210	183	53	12	245	1.7	5.7
-SLSA6- 90CV	1	6	9	1.5	90	63	53	18	125	1.2	1.6
-120CV	1	6	9	1.5	120	93	53	18	155	1.3	2.3
-150CV	1	6	9	1.5	150	123	53	18	185	1.5	3.6
-180CV	1	6	9	1.5	180	153	53	18	215	1.5	5.7
-210CV	1	6	9	1.5	210	183	53	18	245	1.7	7.3
-240CV	1	6	9	1.5	240	213	53	18	275	1.8	12
-SLRA6- 90CV	2	6	13	3.5	90	63	53	18	125	1.2	1.2
-120CV	2	6	13	3.5	120	93	53	18	155	1.3	1.7
-150CV	2	6	13	3.5	150	123	53	18	185	1.5	2.1
-180CV	2	6	13	3.5	180	153	53	18	215	1.7	2.8
-210CV	2	6	13	3.5	210	183	53	18	245	1.7	4.8

规格说明:



·BT40-SL 热缩刀柄 (CV 曲线型)

BT40-SL SHRINK FIT HOLDER(CV CURVE)



FIG.1

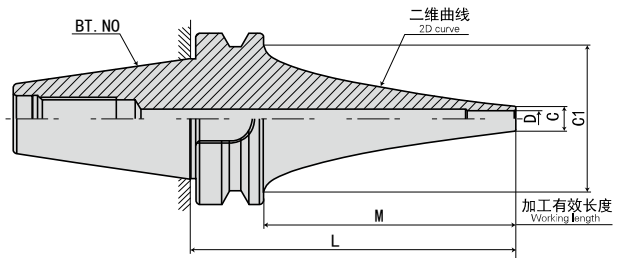
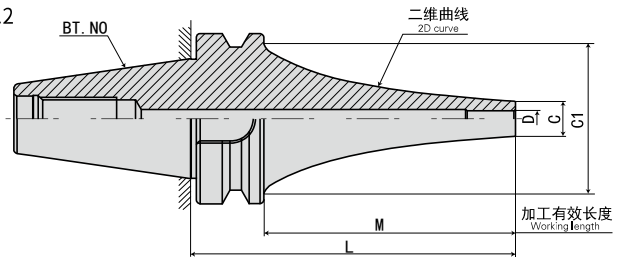


FIG.2



安全记号
(Safety mark)

壁厚
(Thickness)

t

■ 注意事项

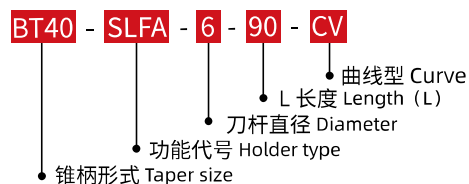
- 拉钉 请在加热时取下, 或使用通孔拉钉。
- 刀具安装 插入刀具时, 请务必将刀具插入比安全记号更深的位置。

最短夹持长度
(Minimum insert length of the tool)

刀具最大插入长度
(Maximum insert length of the tool)

型号 Model	FIG	D	C	t	L	M	C1	H	h	重量 KGS	S
BT40-SLFA6- 90CV	2	6	13	3.5	90	63	53	18	125	1.2	1.2
-120CV	2	6	13	3.5	120	93	53	18	155	1.3	1.7
-150CV	2	6	13	3.5	150	123	53	18	185	1.5	2.1
-180CV	2	6	13	3.5	180	153	53	18	215	1.7	2.8
-210CV	2	6	13	3.5	210	183	53	18	245	1.7	4.8
-SLSA8- 90CV	1	8	11	1.5	90	63	53	24	125	1.2	1.4
-120CV	1	8	11	1.5	120	93	53	24	155	1.3	2
-150CV	1	8	11	1.5	150	123	53	24	185	1.5	2.7
-180CV	1	8	11	1.5	180	153	53	24	215	1.6	5
-210CV	1	8	11	1.5	210	183	53	24	245	1.7	6.6
-240CV	1	8	11	1.5	240	213	53	24	275	1.9	8.3
-SLRA8- 90CV	2	8	16	4	90	63	53	24	125	1.2	0.7
-120CV	2	8	16	4	120	93	53	24	155	1.4	1.2
-150CV	2	8	16	4	150	123	53	24	185	1.6	1.8
-180CV	2	8	16	4	180	153	53	24	215	1.7	2.6
-210CV	2	8	16	4	210	183	53	24	245	1.8	3.5
-SLFA8- 90CV	2	8	16	4	90	63	53	24	125	1.2	0.7
-120CV	2	8	16	4	120	93	53	24	155	1.4	1.2
-150CV	2	8	16	4	150	123	53	24	185	1.6	1.8
-180CV	2	8	16	4	180	153	53	24	215	1.7	2.6
-210CV	2	8	16	4	210	183	53	24	245	1.8	3.5

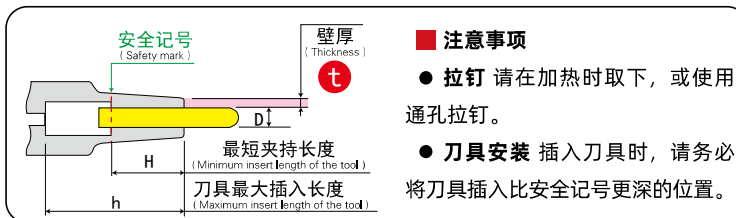
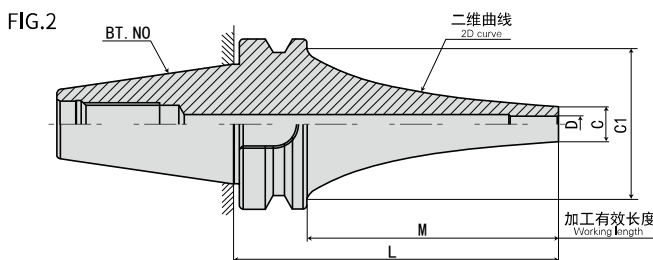
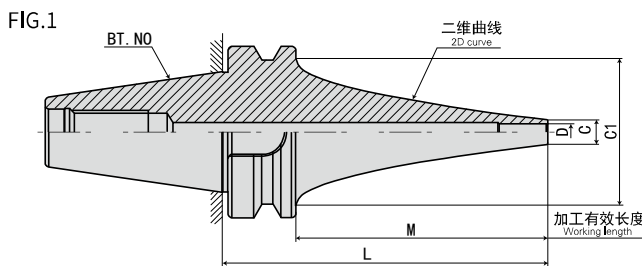
规格说明:



SHRINK FIT TOOL HOLDER SERIES
热缩刀柄系列

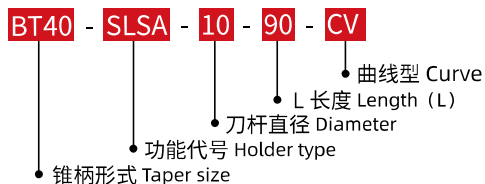
·BT40-SL 热缩刀柄 (CV 曲线型)

BT40-SL SHRINK FIT HOLDER(CV CURVE)



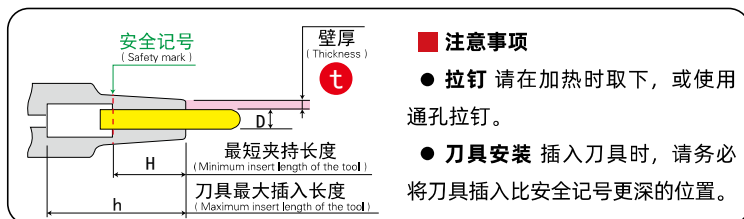
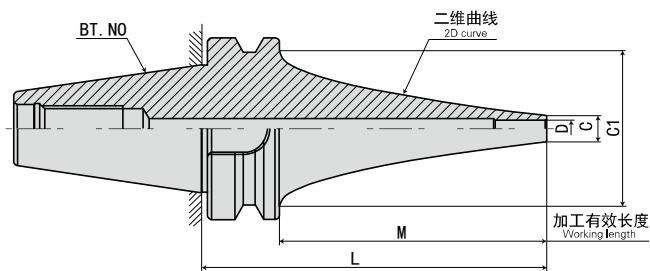
型号 Model	FIG	D	C	t	L	M	C1	H	h	重量 KGS	S
BT40-SLSA10- 90CV	1	10	13	1.5	90	63	53	30	125	1.2	1.8
-120CV	1	10	13	1.5	120	93	53	30	155	1.5	1.3
-150CV	1	10	13	1.5	150	123	53	30	185	1.6	2.2
-180CV	1	10	13	1.5	180	153	53	30	215	1.7	3.4
-210CV	1	10	13	1.5	210	183	53	30	245	1.7	6
-240CV	1	10	13	1.5	240	213	53	30	275	2	5.8
-SLRA10- 90CV	2	10	19	4.5	90	63	53	30	125	1.3	0.7
-120CV	2	10	19	4.5	120	93	53	30	155	1.4	0.9
-150CV	2	10	19	4.5	150	123	53	30	185	1.6	1.4
-180CV	2	10	19	4.5	180	153	53	30	215	1.8	2
-210CV	2	10	19	4.5	210	183	53	30	245	1.8	3.1
-SLFA10- 90CV	2	10	19	4.5	90	63	53	30	125	1.3	0.7
-120CV	2	10	19	4.5	120	93	53	30	155	1.4	0.9
-150CV	2	10	19	4.5	150	123	53	30	185	1.6	1.4
-180CV	2	10	19	4.5	180	153	53	30	215	1.8	2
-210CV	2	10	19	4.5	210	183	53	30	245	1.8	3.1
-SLSA12- 90CV	1	12	15	1.5	90	63	53	30	125	1.3	1.5
-120CV	1	12	15	1.5	120	93	53	30	155	1.5	1.2
-150CV	1	12	15	1.5	150	123	53	30	185	1.5	2.4
-180CV	1	12	15	1.5	180	153	53	30	215	1.7	3.3
-210CV	1	12	15	1.5	210	183	53	30	245	1.9	4.6
-240CV	1	12	15	1.5	240	213	53	30	275	2	5.5

规格说明:



·BT40-SL 热缩刀柄 (CV 曲线型)

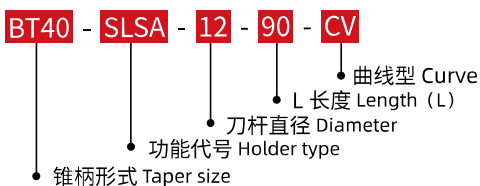
BT40-SL SHRINK FIT HOLDER(CV CURVE)


■ 注意事项

- 拉钉 请在加热时取下, 或使用通孔拉钉。
- 刀具安装 插入刀具时, 请务必将刀具插入比安全记号更深的位置。

型号 Model	D	C	t	L	M	C1	H	h	重量 KGS	S
BT40-SLRA12- 90CV	12	22	5	90	63	53	30	125	1.3	0.6
-120CV	12	22	5	120	93	53	30	155	1.6	0.7
-150CV	12	22	5	150	123	53	30	185	1.7	1.1
-180CV	12	22	5	180	153	53	30	215	1.7	1.9
-210CV	12	22	5	210	183	53	30	245	1.8	2.8
-SLFA12- 90CV	12	22	5	90	63	53	30	125	1.3	0.6
-120CV	12	22	5	120	93	53	30	155	1.6	0.7
-150CV	12	22	5	150	123	53	30	185	1.7	1.1
-180CV	12	22	5	180	153	53	30	215	1.7	1.9
-210CV	12	22	5	210	183	53	30	245	1.8	2.8
-SLSB16- 90CV	16	21	2.5	90	63	53	32	100	1.3	0.6
-120CV	16	21	2.5	120	93	53	32	130	1.5	0.8
-150CV	16	21	2.5	150	123	53	32	160	1.6	1.5
-180CV	16	21	2.5	180	153	53	32	190	1.9	1.9
-210CV	16	21	2.5	210	183	53	32	220	2	3
-240CV	16	21	2.5	240	213	53	32	250	2.2	3.7
-SLSB20- 90CV	20	26	3	90	63	50.5	40	100	1.3	0.5
-120CV	20	26	3	120	93	53	40	130	1.5	0.8
-150CV	20	26	3	150	123	53	40	160	1.6	1.3
-180CV	20	26	3	180	153	53	40	190	1.9	1.8
-210CV	20	26	3	210	183	53	40	220	2.1	2.3
-240CV	20	26	3	240	213	53	40	250	2.4	3

规格说明:



·BT50-SL 热缩刀柄 (3°一体型)

BT50-SL SHRINK FIT HOLDER(3° MONO)



FIG.1

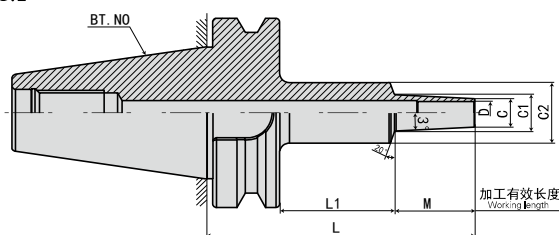
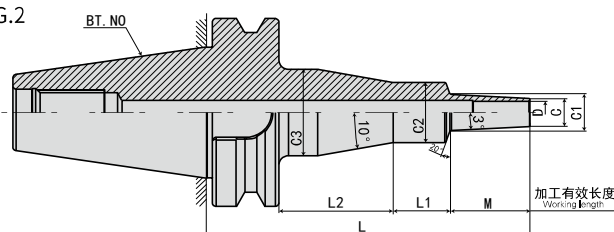


FIG.2



安全记号 (Safety mark)

壁厚 (Thickness) t

最短夹持长度 (Minimum insert length of the tool) H

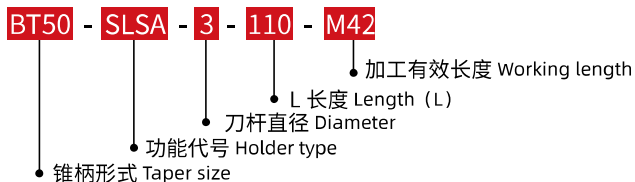
刀具最大插入长度 (Maximum insert length of the tool) h

注意事项

- 拉钉 请在加热时取下, 或使用通孔拉钉。
- 刀具安装 插入刀具时, 请务必将刀具插入比安全记号更深的位置。

型号 Model	FIG	D	C	t	L	M	L1	L2	C1	C2	C3	H	h	重量 KGS	S
BT50-SLSA3-110-M 42	1	3	6	1.5	110	42	30	*	10.4	25	*	9	165	3.6	9.1
-135-M 67	1	3	6	1.5	135	67	30	*	13	25	*	9	190	3.6	14.7
-140-M 42	1	3	6	1.5	140	42	60	*	10.4	25	*	9	195	3.7	9.8
-165-M 67	1	3	6	1.5	165	67	60	*	13	25	*	9	220	3.7	15.9
-M 97	1	3	6	1.5	165	97	30	*	16.2	26	*	9	220	3.7	20.8
-170-M 42	2	3	6	1.5	170	42	33	57	10.4	26	40	9	225	4.1	9.9
-195-M 67	2	3	6	1.5	195	67	33	57	13	26	40	9	250	4.1	15.8
-M 97	1	3	6	1.5	195	97	60	*	16.2	26	*	9	250	3.8	22.3
-225-M 97	2	3	6	1.5	225	97	33	57	16.2	26	40	9	280	4.1	22.1
-SLRA3-90-M 22	1	3	7.5	2.25	90	22	30	*	9.8	25	*	9	145	3.6	2.8
-110-M 42	1	3	7.5	2.25	110	42	30	*	11.9	26	*	9	165	3.7	5.4
-120-M 22	1	3	7.5	2.25	120	22	60	*	9.8	25	*	9	175	3.7	3.2
-135-M 67	1	3	7.5	2.25	135	67	30	*	14.5	26	*	9	190	3.7	9
-140-M 42	1	3	7.5	2.25	140	42	60	*	11.9	26	*	9	195	3.8	6
-150-M 22	2	3	7.5	2.25	150	22	33	57	9.8	25	39	9	205	4	3.2
-165-M 67	1	3	7.5	2.25	165	67	60	*	14.5	25	*	9	220	3.8	10
-M 97	1	3	7.5	2.25	165	97	30	*	17.7	26	*	9	220	3.7	13
-170-M 42	2	3	7.5	2.25	170	42	33	57	11.9	26	40	9	225	4.1	6
-195-M 67	2	3	7.5	2.25	195	67	33	57	14.5	26	40	9	250	4.1	9.8
-M 97	1	3	7.5	2.25	195	97	60	*	17.7	26	*	9	250	3.8	14.5
-M127	1	3	7.5	2.25	195	127	30	*	20.8	32	*	9	250	3.8	15.7
-225-M 97	2	3	7.5	2.25	225	97	33	57	17.7	25	39	9	280	4.1	14.4
-M127	1	3	7.5	2.25	225	127	60	*	20.8	36	*	9	280	4.1	16.3
-255-M127	2	3	7.5	2.25	255	127	30	60	20.8	32	46	9	310	4.4	16.5

规格说明:



·BT50-SL 热缩刀柄 (3°一体型)

BT50-SL SHRINK FIT HOLDER(3° MONO)



FIG.1

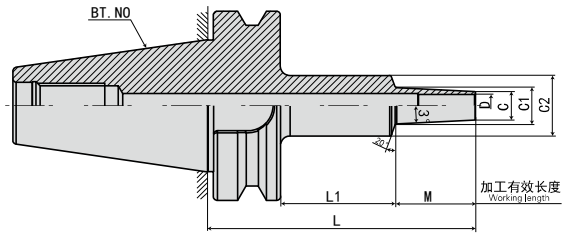
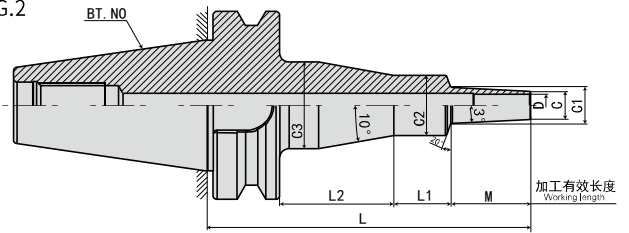


FIG.2



安全记号 (Safety mark)

壁厚 (Thickness) t

最短夹持长度 (Minimum insert length of the tool) H

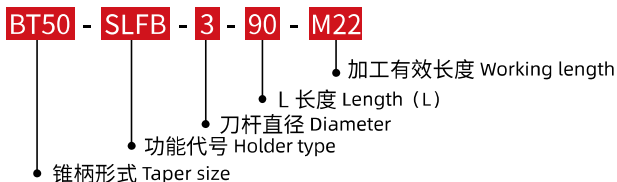
刀具最大插入长度 (Maximum insert length of the tool) h

注意事项

- 拉钉 请在加热时取下, 或使用通孔拉钉。
- 刀具安装 插入刀具时, 请务必将刀具插入比安全记号更深的位置。

型号 Model	FIG	D	C	t	L	M	L1	L2	C1	C2	C3	H	h	重量 KGS	S
BT50-SLFB3- 90-M 22	1	3	9.5	3.25	90	22	30	*	11.8	26	*	9	145	3.6	1.9
-110-M 42	1	3	9.5	3.25	110	42	30	*	13.9	26	*	9	165	3.7	3.3
-120-M 22	1	3	9.5	3.25	120	22	60	*	11.8	25	*	9	175	3.7	2.4
-135-M 67	1	3	9.5	3.25	135	67	30	*	16.5	26	*	9	190	3.7	5.4
-140-M 42	1	3	9.5	3.25	140	42	60	*	13.9	25	*	9	195	3.7	4
-150-M 22	2	3	9.5	3.25	150	22	33	57	11.8	25	39	9	205	4	2.3
-165-M 67	1	3	9.5	3.25	165	67	60	*	16.5	26	*	9	220	3.8	6.4
-170-M 42	2	3	9.5	3.25	170	42	33	57	13.9	25	39	9	225	4	3.9
-195-M 67	2	3	9.5	3.25	195	67	33	57	16.5	25	39	9	250	4.1	6.4
-SLSA4-110-M 42	1	4	7	1.5	110	42	30	*	11.4	25	*	12	165	3.6	7.2
-135-M 67	1	4	7	1.5	135	67	30	*	14	25	*	12	190	3.6	11.8
-140-M 42	1	4	7	1.5	140	42	60	*	11.4	25	*	12	195	3.7	8
-165-M 67	1	4	7	1.5	165	67	60	*	14	25	*	12	220	3.7	13
-M 97	1	4	7	1.5	165	97	30	*	17.2	25	*	12	220	3.7	16.7
-170-M 42	2	4	7	1.5	170	42	33	57	11.4	25	39	12	225	4	7.9
-195-M 67	2	4	7	1.5	195	67	33	57	14	25	39	12	250	4	12.8
-M 97	1	4	7	1.5	195	97	60	*	17.2	26	*	12	250	3.8	18.4
-225-M 97	2	4	7	1.5	225	97	33	57	17.2	25	39	12	280	4.1	18.2
-SLRA4- 90-M 22	1	4	10	3	90	22	30	*	12.3	25	*	12	145	3.6	1.7
-110-M 42	1	4	10	3	110	42	30	*	14.4	25	*	12	165	3.6	3.1
-120-M 22	1	4	10	3	120	22	60	*	12.3	25	*	12	175	3.7	2.2
-135-M 67	1	4	10	3	135	67	30	*	17	25	*	12	190	3.7	5.2
-140-M 42	1	4	10	3	140	42	60	*	14.4	25	*	12	195	3.7	3.9
-150-M 22	2	4	10	3	150	22	33	57	12.3	25	39	12	205	4	2.2

规格说明:



SHRINK FIT TOOL HOLDER SERIES
热缩刀柄系列

·BT50-SL 热缩刀柄 (3°一体型)

BT50-SL SHRINK FIT HOLDER(3° MONO)



FIG.1

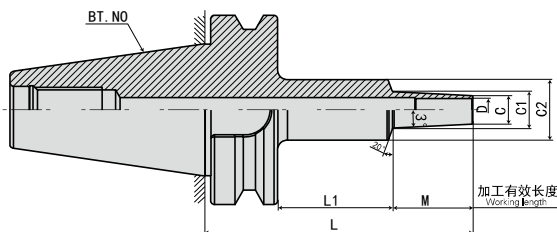
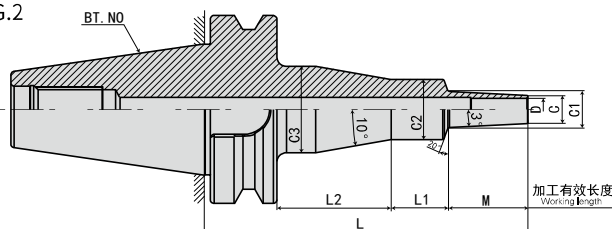


FIG.2



安全记号 (Safety mark)

壁厚 (Thickness) t

最短夹持长度 (Minimum insert length of the tool) H

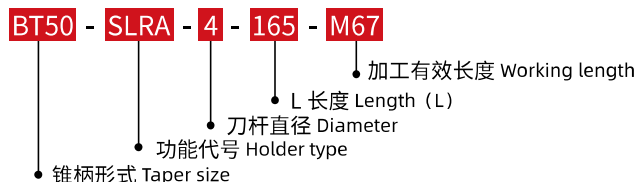
刀具最大插入长度 (Maximum insert length of the tool) h

注意事项

- 拉钉 请在加热时取下, 或使用通孔拉钉。
- 刀具安装 插入刀具时, 请务必将刀具插入比安全记号更深的位置。

型号 Model	FIG	D	C	t	L	M	L1	L2	C1	C2	C3	H	h	重量 KGS	S
BT50-SLRA4-165-M 67	1	4	10	3	165	67	60	*	17	25	*	12	220	3.8	6.4
-M 97	1	4	10	3	165	97	30	*	20.2	25	*	12	220	3.7	7.9
-170-M 42	2	4	10	3	170	42	33	57	14.4	25	39	12	225	4	3.8
-195-M 67	2	4	10	3	195	67	33	57	17	25	39	12	250	4.1	6.2
-M 97	1	4	10	3	195	97	60	*	20.2	25	*	12	250	3.8	9.7
-M127	1	4	10	3	195	127	30	*	23.3	32	*	12	250	3.8	9.4
-225-M 97	2	4	10	3	225	97	30	60	20.2	25	39	12	280	4.1	9.4
-M127	1	4	10	3	225	127	60	*	23.3	32	*	12	280	4	10.4
-255-M127	2	4	10	3	255	127	30	60	23.3	32	46	12	310	4.4	10.3
-SLFB4- 90-M 22	1	4	12	4	90	22	30	*	14.3	25	*	12	145	3.6	1.4
-110-M 42	1	4	12	4	110	42	30	*	16.4	25	*	12	165	3.7	2.2
-120-M 22	1	4	12	4	120	22	60	*	14.3	25	*	12	175	3.7	1.9
-135-M 67	1	4	12	4	135	67	30	*	19	26	*	12	190	3.7	3.6
-140-M 42	1	4	12	4	140	42	60	*	16.4	26	*	12	195	3.8	2.9
-150-M 22	2	4	12	4	150	22	33	57	14.3	25	39	12	205	4	1.8
-165-M 67	1	4	12	4	165	67	60	*	19	25	*	12	220	3.8	4.8
-170-M 42	2	4	12	4	170	42	33	57	16.4	26	40	12	225	4.1	2.8
-195-M 67	2	4	12	4	195	67	33	57	19	26	40	12	250	4.2	4.5
-SLSA6-110-M 42	1	6	9	1.5	110	42	30	*	13.4	25	*	18	165	3.6	4.8
-135-M 67	1	6	9	1.5	135	67	30	*	16	25	*	18	190	3.7	8.1
-140-M 42	1	6	9	1.5	140	42	60	*	13.4	25	*	18	195	3.7	5.7
-165-M 67	1	6	9	1.5	165	67	60	*	16	25	*	18	220	3.8	9.4
-M 97	1	6	9	1.5	165	97	30	*	19.2	32	*	18	220	3.7	11
-170-M 42	2	6	9	1.5	170	42	33	57	13.4	26	40	18	225	4.1	5.5
-195-M 67	2	6	9	1.5	195	67	33	57	16	25	39	18	250	4	9.2
-M 97	1	6	9	1.5	195	97	60	*	19.2	32	*	18	250	3.9	11.7
-225-M 97	2	6	9	1.5	225	97	30	60	19.2	32	46	18	280	4.3	11.7

规格说明:



·BT50-SL 热缩刀柄 (3°一体型)

BT50-SL SHRINK FIT HOLDER(3° MONO)



FIG.1

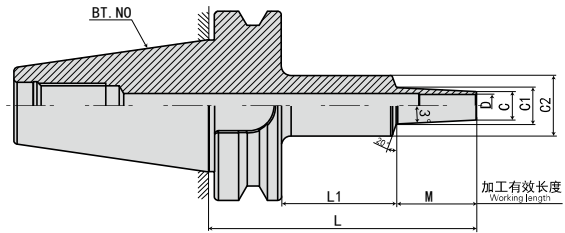
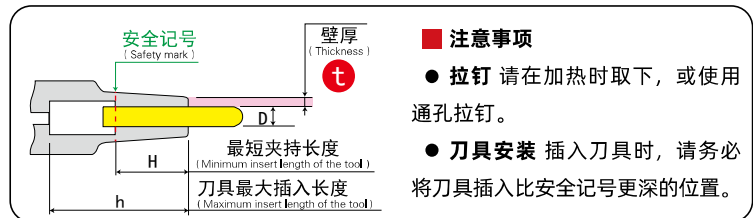
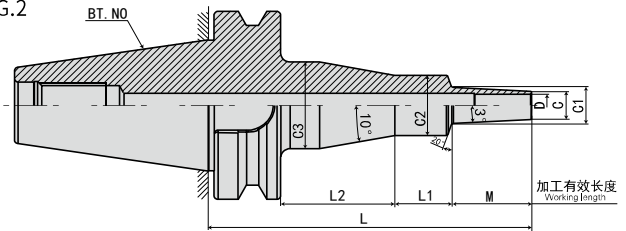
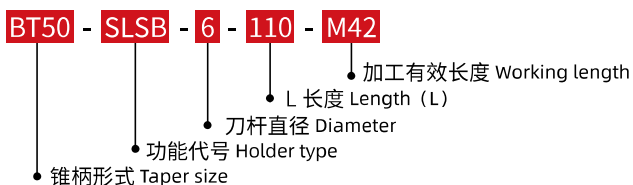


FIG.2



型号 Model	FIG	D	C	t	L	M	L1	L2	C1	C2	C3	H	h	重量 KGS	S
BT50-SLSB6-110-M 42	1	6	10	2	110	42	30	*	14.4	25	*	18	165	3.6	3.7
-135-M 67	1	6	10	2	135	67	30	*	17	25	*	18	190	3.7	6.2
-140-M 42	1	6	10	2	140	42	60	*	14.4	25	*	18	195	3.7	4.6
-165-M 67	1	6	10	2	165	67	60	*	17	25	*	18	220	3.8	7.6
-M 97	1	6	10	2	165	97	30	*	20.2	32	*	18	220	3.8	8.5
-170-M 42	2	6	10	2	170	42	33	57	14.4	25	39	18	225	4	4.4
-195-M 67	2	6	10	2	195	67	33	57	17	25	39	18	250	4.1	7.3
-M 97	1	6	10	2	195	97	60	*	20.2	32	*	18	250	3.9	9.2
-M127	1	6	10	2	195	127	30	*	23.3	32	*	18	250	3.8	11.1
-225-M 97	2	6	10	2	225	97	30	60	20.2	32	46	18	280	4.3	9.2
-M127	1	6	10	2	225	127	60	*	23.3	32	*	18	280	4	12.1
-M157	1	6	10	2	225	157	30	*	26.5	32	*	18	280	3.9	13.3
-255-M127	2	6	10	2	255	127	30	60	23.3	32	46	18	310	4.4	12
-M157	1	6	10	2	255	157	60	*	26.5	32	*	18	310	4.1	14.7
-285-M157	2	6	10	2	285	157	30	60	26.5	32	46	18	340	4.5	14.5
-SLRB6- 90-M 22	1	6	14	4	90	22	30	*	16.3	32	*	18	145	3.7	1
-110-M 42	1	6	14	4	110	42	30	*	18.4	32	*	18	165	3.7	1.6
-120-M 22	1	6	14	4	120	22	60	*	16.3	32	*	18	175	3.8	1.2
-135-M 67	1	6	14	4	135	67	30	*	21	32	*	18	190	3.8	2.6
-140-M 42	1	6	14	4	140	42	60	*	18.4	32	*	18	195	3.9	1.9
-150-M 22	2	6	14	4	150	22	30	60	16.3	32	46	18	205	4.2	1.2
-165-M 67	1	6	14	4	165	67	60	*	21	32	*	18	220	3.9	3.1
-170-M 42	2	6	14	4	170	42	30	60	18.4	32	46	18	225	4.3	1.9
-195-M 67	2	6	14	4	195	67	30	60	21	32	46	18	250	4.3	3

规格说明:



·BT50-SL 热缩刀柄 (3°一体型)

BT50-SL SHRINK FIT HOLDER(3° MONO)



FIG.1

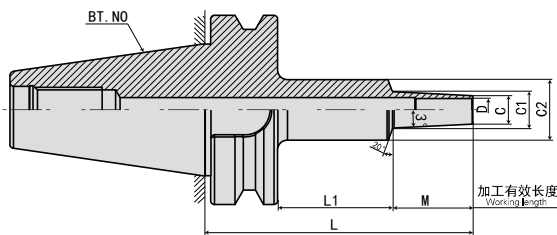
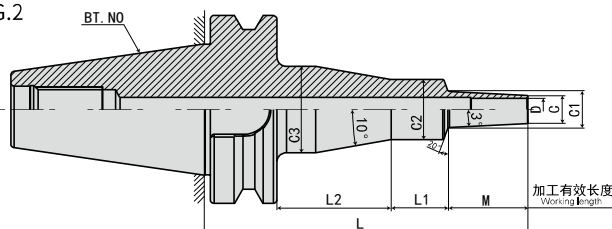


FIG.2



安全记号 (Safety mark)

壁厚 (Thickness) t

最短夹持长度 (Minimum insert length of the tool) H

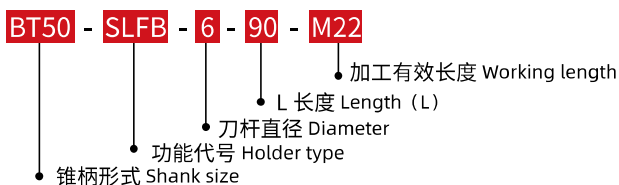
刀具最大插入长度 (Maximum insert length of the tool) h

注意事项

- 拉钉 请在加热时取下, 或使用通孔拉钉。
- 刀具安装 插入刀具时, 请务必将刀具插入比安全记号更深的位置。

型号 Model	FIG	D	C	t	L	M	L1	L2	C1	C2	C3	H	h	重量 KGS	S
BT50-SLFB6- 90-M 22	1	6	14	4	90	22	30	*	16.3	32	*	18	145	3.7	1
-110-M 42	1	6	14	4	110	42	30	*	18.4	32	*	18	165	3.7	1.6
-120-M 22	1	6	14	4	120	22	60	*	16.3	32	*	18	175	3.8	1.2
-135-M 67	1	6	14	4	135	67	30	*	21	32	*	18	190	3.8	2.6
-140-M 42	1	6	14	4	140	42	60	*	18.4	32	*	18	195	3.9	1.9
-150-M 22	2	6	14	4	150	22	30	60	16.3	32	46	18	205	4.2	1.2
-165-M 67	1	6	14	4	165	67	60	*	21	32	*	18	220	3.9	3.1
-170-M 42	2	6	14	4	170	42	30	60	18.4	32	46	18	225	4.3	1.9
-195-M 67	2	6	14	4	195	67	30	60	21	32	46	18	250	4.3	3
-SLSA8-110-M 42	1	8	11	1.5	110	42	30	*	15.4	25	*	24	165	3.6	3.5
-135-M 67	1	8	11	1.5	135	67	30	*	18	32	*	24	190	3.7	5.4
-140-M 42	1	8	11	1.5	140	42	60	*	15.4	25	*	24	195	3.7	4.4
-165-M 67	1	8	11	1.5	165	67	60	*	18	32	*	24	220	3.9	5.9
-M 97	1	8	11	1.5	165	97	30	*	21.2	32	*	24	220	3.8	7.9
-170-M 42	2	8	11	1.5	170	42	33	57	15.4	25	39	24	225	4	4.3
-195-M 67	2	8	11	1.5	195	67	30	60	18	32	46	24	250	4.3	5.9
-M 97	1	8	11	1.5	195	97	60	*	21.2	32	*	24	250	3.9	8.7
-225-M 97	2	8	11	1.5	225	97	28	62	21.2	36	50	24	280	4.5	8.3
-SLSB8-110-M 42	1	8	13	2.5	110	42	30	*	17.4	32	*	24	165	3.7	2.1
-135-M 67	1	8	13	2.5	135	67	30	*	20	32	*	24	190	3.7	3.5
-140-M 42	1	8	13	2.5	140	42	60	*	17.4	32	*	24	195	3.8	2.4
-165-M 67	1	8	13	2.5	165	67	60	*	20	32	*	24	220	3.9	4
-M 97	1	8	13	2.5	165	97	30	*	23.2	32	*	24	220	3.8	5.3
-170-M 42	2	8	13	2.5	170	42	30	60	17.4	32	46	24	225	4.3	2.4

规格说明:



·BT50-SL 热缩刀柄 (3°一体型)

BT50-SL SHRINK FIT HOLDER(3° MONO)



FIG.1

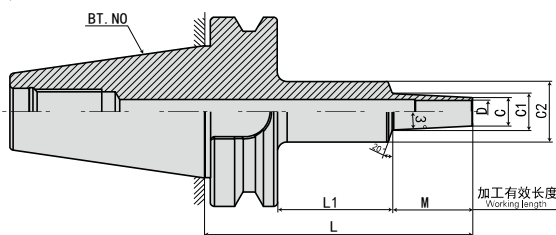
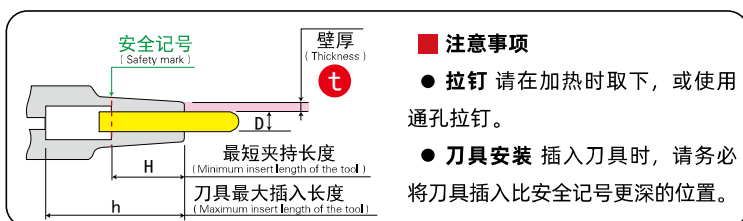
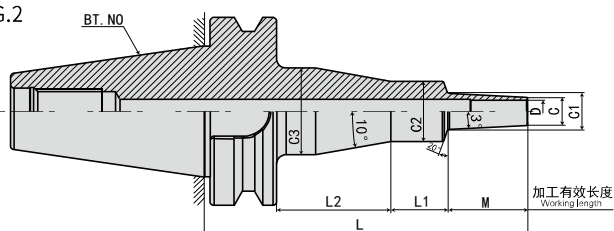


FIG.2


■ 注意事项

- 拉钉 请在加热时取下, 或使用通孔拉钉。
- 刀具安装 插入刀具时, 请务必将刀具插入比安全记号更深的位置。

型号 Model	FIG	D	C	t	L	M	L1	L2	C1	C2	C3	H	h	重量 KGS	S
BT50-SLSB8-195-M 67	2	8	13	2.5	195	67	30	60	20	32	46	24	250	4.3	4
-M 97	1	8	13	2.5	195	97	60	*	23.2	32	*	24	250	4	6.1
-M127	1	8	13	2.5	195	127	30	*	26.3	32	*	24	250	3.9	7.1
-225-M 97	2	8	13	2.5	225	97	30	60	23.2	32	46	24	280	4.4	6
-M127	1	8	13	2.5	225	127	60	*	26.3	32	*	24	280	4	8.2
-M157	1	8	13	2.5	225	157	30	*	29.5	42	*	24	280	4	8
-255-M127	2	8	13	2.5	255	127	30	60	26.3	32	46	24	310	4.5	8.1
-M157	1	8	13	2.5	255	157	60	*	29.5	42	*	24	310	4.3	8.5
-285-M157	2	8	13	2.5	285	157	28	60	29.5	42	56	24	340	4.9	8.5
-SLRB8- 90-M 22	1	8	18	5	90	22	30	*	20.3	32	*	24	145	3.7	0.7
-110-M 42	1	8	18	5	110	42	30	*	22.4	32	*	24	165	3.7	1.1
-120-M 22	1	8	18	5	120	22	60	*	20.3	32	*	24	175	3.8	0.9
-135-M 67	1	8	18	5	135	67	30	*	25	32	*	24	190	3.8	1.7
-140-M 42	1	8	18	5	140	42	60	*	22.4	32	*	24	195	3.9	1.4
-150-M 22	2	8	18	5	150	22	30	60	20.3	32	46	24	205	4.3	0.9
-165-M 67	1	8	18	5	165	67	60	*	25	32	*	24	220	4	2.2
-170-M 42	2	8	18	5	170	42	28	62	22.4	36	50	24	225	4.5	1.3
-195-M 67	2	8	18	5	195	67	30	60	25	32	46	24	250	4.4	2.2
-SLFB8- 90-M 22	1	8	18	5	90	22	30	*	20.3	32	*	24	145	3.7	0.7
-110-M 42	1	8	18	5	110	42	30	*	22.4	32	*	24	165	3.7	1.1
-120-M 22	1	8	18	5	120	22	60	*	20.3	32	*	24	175	3.8	0.9
-135-M 67	1	8	18	5	135	67	30	*	25	32	*	24	190	3.8	1.7
-140-M 42	1	8	18	5	140	42	60	*	22.4	32	*	24	195	3.9	1.4
-150-M 22	2	8	18	5	150	22	30	60	20.3	32	46	24	205	4.3	0.9
-165-M 67	1	8	18	5	165	67	60	*	25	32	*	24	220	4	2.2
-170-M 42	2	8	18	5	170	42	30	60	22.4	32	46	24	225	4.3	1.4
-195-M 67	2	8	18	5	195	67	30	60	25	32	46	24	250	4.4	2.2

规格说明:

BT50 - SLSB - 8 - 195 - M67

- 锥柄形式 Taper size
- 功能代号 Holder type
- 刀杆直径 Diameter
- L 长度 Length (L)
- 加工有效长度 Working length

·BT50-SL 热缩刀柄 (3°一体型)

BT50-SL SHRINK FIT HOLDER(3° MONO)



FIG.1

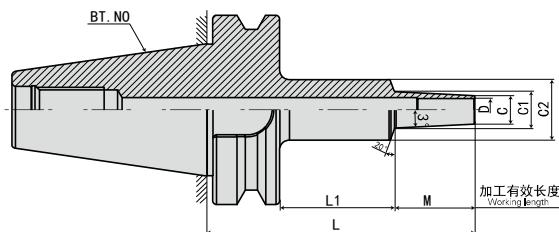
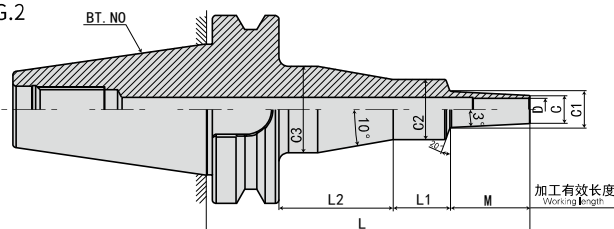


FIG.2



安全记号 (Safety mark)

壁厚 (Thickness) **t**

最短夹持长度 (Minimum insert length of the tool) **H**

刀具最大插入长度 (Maximum insert length of the tool) **h**

注意事项

- 拉钉 请在加热时取下, 或使用通孔拉钉。
- 刀具安装 插入刀具时, 请务必将刀具插入比安全记号更深的位置。

型号 Model	FIG	D	C	t	L	M	L1	L2	C1	C2	C3	H	h	重量 KGS	S
BT50-SLSA10-110-M 42	1	10	13	1.5	110	42	30	*	17.4	25	*	30	165	3.6	2.6
-135-M 67	1	10	13	1.5	135	67	30	*	20	32	*	30	190	3.7	4
-140-M 42	1	10	13	1.5	140	42	60	*	17.4	25	*	30	195	3.7	3.7
-165-M 67	1	10	13	1.5	165	67	60	*	20	32	*	30	220	3.9	4.6
-M 97	1	10	13	1.5	165	97	30	*	23.2	32	*	30	220	3.8	6
-170-M 42	2	10	13	1.5	170	42	33	57	17.4	25	39	30	225	4	3.5
-195-M 67	2	10	13	1.5	195	67	30	60	20	32	46	30	250	4.3	4.6
-M 97	1	10	13	1.5	195	97	60	*	23.2	32	*	30	250	3.9	6.9
-225-M 97	2	10	13	1.5	225	97	30	60	23.2	32	46	30	280	4.4	6.8
-SLSB10-110-M 42	1	10	16	3	110	42	30	*	20.4	32	*	30	165	3.7	1.4
-135-M 67	1	10	16	3	135	67	30	*	23	32	*	30	190	3.8	2.4
-140-M 42	1	10	16	3	140	42	60	*	20.4	32	*	30	195	3.9	1.8
-165-M 67	1	10	16	3	165	67	60	*	23	32	*	30	220	3.9	3
-M 97	1	10	16	3	165	97	30	*	26.2	32	*	30	220	3.9	3.7
-170-M 42	2	10	16	3	170	42	30	60	20.4	32	46	30	225	4.3	1.8
-195-M 67	2	10	16	3	195	67	30	60	23	32	46	30	250	4.3	3
-M 97	1	10	16	3	195	97	60	*	26.2	32	*	30	250	4	4.5
-M127	1	10	16	3	195	127	30	*	29.3	42	*	30	250	4	4.5
-225-M 97	2	10	16	3	225	97	30	60	26.2	32	46	30	280	4.4	4.4
-M127	1	10	16	3	225	127	60	*	29.3	42	*	30	280	4.2	4.9
-M157	1	10	16	3	225	157	30	*	32.5	42	*	30	280	4.1	5.6
-255-M127	2	10	16	3	255	127	28	62	29.3	42	56	30	310	4.8	4.9
-M157	1	10	16	3	255	157	60	*	32.5	42	*	30	310	4.4	6.1
-285-M157	2	10	16	3	285	157	28	62	32.5	42	56	30	340	5	6.1

规格说明:

BT50 - SLSA - 10 - 110 - M42

- 加工有效长度 Working length
- L 长度 Length (L)
- 刀杆直径 Diameter
- 功能代号 Holder type
- 锥柄形式 Taper size



·BT50-SL 热缩刀柄 (3°一体型)

BT50-SL SHRINK FIT HOLDER(3° MONO)



FIG.1

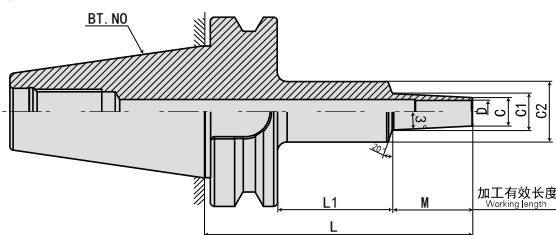
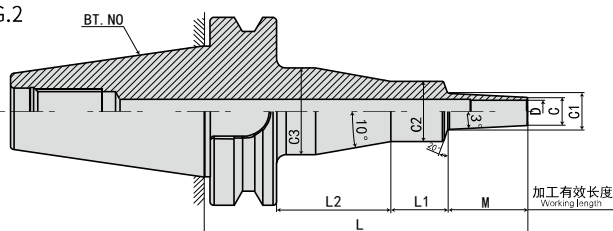


FIG.2



安全记号
(Safety mark)

壁厚
(Thickness)
t

最短夹持长度
(Minimum insert length of the tool)
H

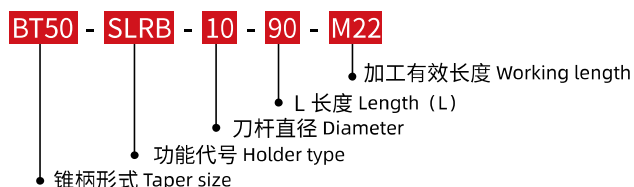
刀具最大插入长度
(Maximum insert length of the tool)
h

注意事项

- 拉钉 请在加热时取下, 或使用通孔拉钉。
- 刀具安装 插入刀具时, 请务必将刀具插入比安全记号更深的位置。

型号 Model	FIG	D	C	t	L	M	L1	L2	C1	C2	C3	H	h	重量 KGS	S
BT50-SLRB10- 90-M22	1	10	22	6	90	22	30	*	24.3	32	*	30	145	3.7	0.6
-110-M42	1	10	22	6	110	42	30	*	26.4	32	*	30	165	3.8	0.8
-120-M22	1	10	22	6	120	22	60	*	24.3	32	*	30	175	3.9	0.8
-135-M67	1	10	22	6	135	67	30	*	29	42	*	30	190	3.9	1.1
-140-M42	1	10	22	6	140	42	60	*	26.4	32	*	30	195	3.9	1.2
-150-M22	2	10	22	6	150	22	30	60	24.3	32	46	30	205	4.3	0.8
-165-M67	1	10	22	6	165	67	60	*	29	42	*	30	220	4.1	1.3
-170-M42	2	10	22	6	170	42	28	62	26.4	36	50	30	225	4.5	1
-195-M67	2	10	22	6	195	67	28	62	29	42	56	30	250	4.7	1.3
-SLFB10-90-M22	1	10	22	6	90	22	30	*	24.3	32	*	30	145	3.7	0.6
-110-M42	1	10	22	6	110	42	30	*	26.4	32	*	30	165	3.8	0.8
-120-M22	1	10	22	6	120	22	60	*	24.3	32	*	30	175	3.9	0.8
-135-M67	1	10	22	6	135	67	30	*	29	42	*	30	190	3.9	1.1
-140-M42	1	10	22	6	140	42	60	*	26.4	36	*	30	195	4	1
-150-M22	2	10	22	6	150	22	30	60	24.3	32	46	30	205	4.3	0.8
-165-M67	1	10	22	6	165	67	60	*	29	42	*	30	220	4.1	1.3
-170-M42	2	10	22	6	170	42	30	60	26.4	32	46	30	225	4.3	1.2
-195-M67	2	10	22	6	195	67	28	62	29	42	56	30	250	4.7	1.3
-SLSA12-110-M42	1	12	15	1.5	110	42	30	*	19.4	32	*	30	165	3.7	1.9
-135-M67	1	12	15	1.5	135	67	30	*	22	32	*	30	190	3.7	3.3
-140-M42	1	12	15	1.5	140	42	60	*	19.4	32	*	30	195	3.8	2.3
-165-M67	1	12	15	1.5	165	67	60	*	22	32	*	30	220	3.9	3.9
-M97	1	12	15	1.5	165	97	30	*	25.2	32	*	30	220	3.8	4.9
-170-M42	2	12	15	1.5	170	42	30	60	19.4	32	46	30	225	4.3	2.3
-195-M67	2	12	15	1.5	195	67	30	60	22	32	46	30	250	4.3	3.9
-M97	1	12	15	1.5	195	97	60	*	25.2	32	*	30	250	4	5.9
-225-M97	2	12	15	1.5	225	97	30	60	25.2	32	46	30	280	4.4	5.8

规格说明:



·BT50-SL 热缩刀柄 (3°一体型)

BT50-SL SHRINK FIT HOLDER(3° MONO)



FIG.1

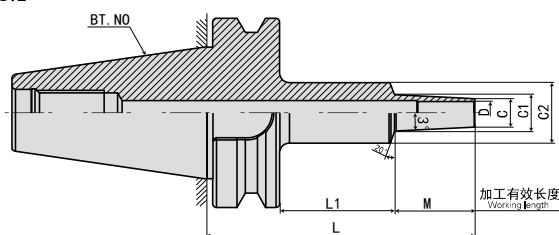
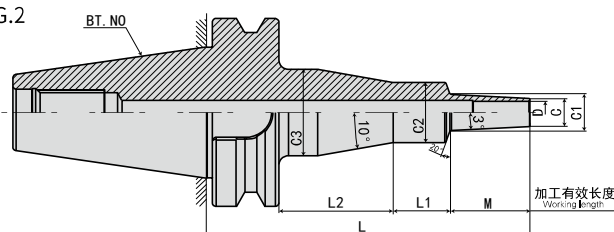


FIG.2



安全记号 (Safety mark)

壁厚 (Thickness) t

最短夹持长度 (Minimum insert length of the tool) H

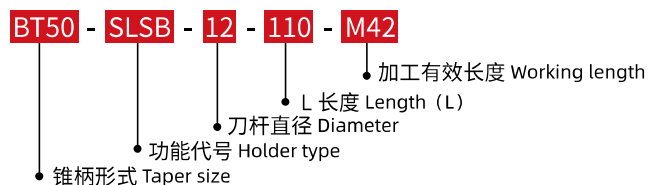
刀具最大插入长度 (Maximum insert length of the tool) h

注意事项

- 拉钉 请在加热时取下, 或使用通孔拉钉。
- 刀具安装 插入刀具时, 请务必将刀具插入比安全记号更深的位置。

型号 Model	FIG	D	C	t	L	M	L1	L2	C1	C2	C3	H	h	重量 KGS	S
BT50-SLSB12-110-M42	1	12	19	3.5	110	42	30	*	23.4	32	*	30	165	3.7	1.1
-135-M67	1	12	19	3.5	135	67	30	*	26	32	*	30	190	3.8	1.9
-140-M42	1	12	19	3.5	140	42	60	*	23.4	32	*	30	195	3.9	1.6
-165-M67	1	12	19	3.5	165	67	60	*	26	32	*	30	220	3.9	2.5
-M97	1	12	19	3.5	165	97	30	*	29.2	42	*	30	220	3.9	2.4
-170-M42	2	12	19	3.5	170	42	28	62	23.4	36	50	30	225	4.5	1.3
-195-M67	2	12	19	3.5	195	67	30	60	26	32	46	30	250	4.4	2.4
-M97	1	12	19	3.5	195	97	60	*	29.2	42	*	30	250	4.2	2.7
-M127	1	12	19	3.5	195	127	30	*	32.3	42	*	30	250	4.1	3.3
-225-M97	2	12	19	3.5	225	97	28	62	29.2	42	56	30	280	4.8	2.8
-M127	1	12	19	3.5	225	127	60	*	32.3	42	*	30	280	4.3	3.7
-M157	1	12	19	3.5	225	157	30	*	35.5	42	*	30	280	4.3	4.1
-255-M127	2	12	19	3.5	255	127	28	62	32.3	42	56	30	310	4.9	3.7
-M157	1	12	19	3.5	255	157	60	*	35.5	42	*	30	310	4.5	4.7
-285-M157	2	12	19	3.5	285	157	28	62	35.5	42	56	30	340	5.1	4.7
-SLRB12- 90-M22	1	12	26	7	90	22	30	*	28.3	42	*	30	145	3.7	0.4
-110-M42	1	12	26	7	110	42	30	*	30.4	42	*	30	165	3.8	0.6
-120-M22	1	12	26	7	120	22	60	*	28.3	42	*	30	175	4	0.5
-135-M67	1	12	26	7	135	67	30	*	33	42	*	30	190	4	0.8
-140-M42	1	12	26	7	140	42	60	*	30.4	42	*	30	195	4.1	0.7
-150-M22	2	12	26	7	150	22	28	62	28.3	42	56	30	205	4.6	0.5
-165-M67	1	12	26	7	165	67	60	*	33	42	*	30	220	4.2	1
-170-M42	2	12	26	7	170	42	28	62	30.4	42	56	30	225	4.7	0.7
-195-M67	2	12	26	7	195	67	28	62	33	42	56	30	250	4.8	1.1

规格说明:



·BT50-SL 热缩刀柄 (3°一体型)

BT50-SL SHRINK FIT HOLDER(3° MONO)



FIG.1

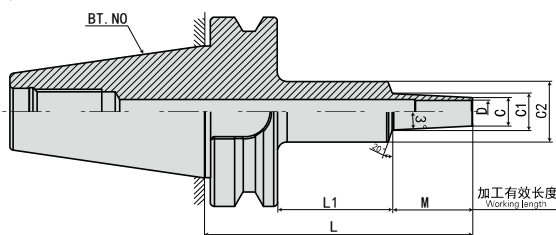
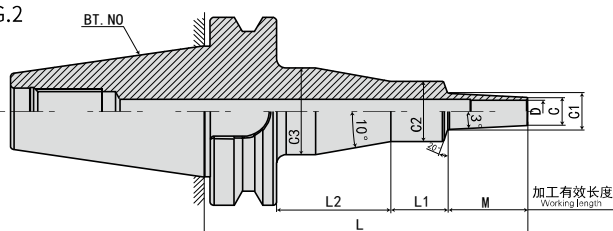
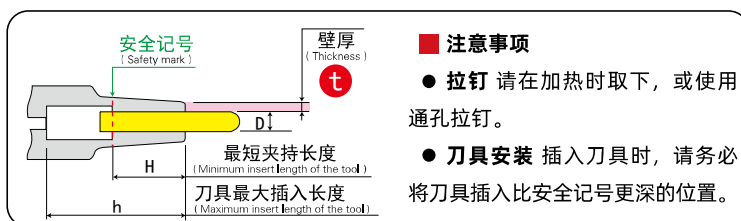


FIG.2



» P.J19


■ 注意事项

- 拉钉 请在加热时取下, 或使用通孔拉钉。
- 刀具安装 插入刀具时, 请务必将刀具插入比安全记号更深的位置。

型号 Model	FIG	D	C	t	L	M	L1	L2	C1	C2	C3	H	h	重量 KGS	S
BT50-SLFB12- 90-M22	1	12	26	7	90	22	30	*	28.3	42	*	30	145	3.7	0.4
-110-M42	1	12	26	7	110	42	30	*	30.4	42	*	30	165	3.8	0.6
-120-M22	1	12	26	7	120	22	60	*	38.3	42	*	30	175	4	0.5
-135-M67	1	12	26	7	135	67	30	*	33	42	*	30	190	4	0.8
-140-M42	1	12	26	7	140	42	60	*	30.4	42	*	30	195	4.1	0.7
-150-M22	2	12	26	7	150	22	28	62	28.3	42	56	30	205	4.6	0.5
-165-M67	1	12	26	7	165	67	60	*	33	42	*	30	220	4.2	1
-170-M42	2	12	26	7	170	42	28	62	30.4	42	56	30	225	4.7	0.7
-195-M67	2	12	26	7	195	67	28	62	33	42	56	30	250	4.8	1.1
-SLSB16-110-M42	1	16	24	4	110	42	30	*	28.4	42	*	32	165	3.8	0.7
-135-M67	1	16	24	4	135	67	30	*	31	42	*	32	190	3.9	1.1
-140-M42	1	16	24	4	140	42	60	*	28.4	42	*	32	195	4	0.9
-165-M67	1	16	24	4	165	67	60	*	31	42	*	32	220	4.1	1.4
-M97	1	16	24	4	165	97	30	*	34.2	42	*	32	220	4	1.7
-170-M42	2	16	24	4	170	42	28	62	28.4	42	56	32	225	4.6	0.9
-195-M67	2	16	24	4	195	67	28	62	31	42	56	32	250	4.7	1.4
-M97	1	16	24	4	195	97	60	*	34.2	42	*	32	250	4.3	2
-M127	1	16	24	4	195	127	30	*	37.3	53	*	32	250	4.2	2.1
-225-M97	2	16	24	4	225	97	28	62	34.2	42	56	32	280	4.9	2.1
-M127	1	16	24	4	225	127	60	*	37.3	53	*	32	280	4.6	2.3
-M157	1	16	24	4	225	157	30	*	40.5	53	*	32	280	4.4	2.6
-255-M127	2	16	24	4	255	127	28	62	37.3	53	67	32	310	5.5	2.3
-M157	1	16	24	4	255	157	60	*	40.5	53	*	32	310	4.8	2.8
-285-M157	2	16	24	4	285	157	28	62	40.5	53	67	32	340	5.7	2.9

规格说明:
BT50 - SLFB - 12 - 90 - M22

- 加工有效长度 Working length
- L 长度 Length (L)
- 刀杆直径 Diameter
- 功能代号 Holder type
- 锥柄形式 Taper size

·BT50-SL 热缩刀柄 (3°一体型)

BT50-SL SHRINK FIT HOLDER(3° MONO)



FIG.1

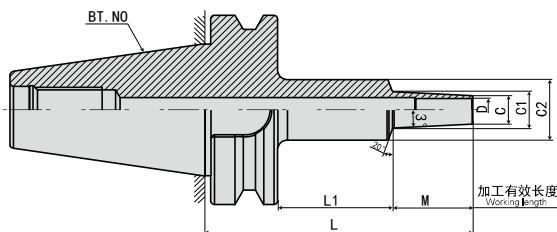
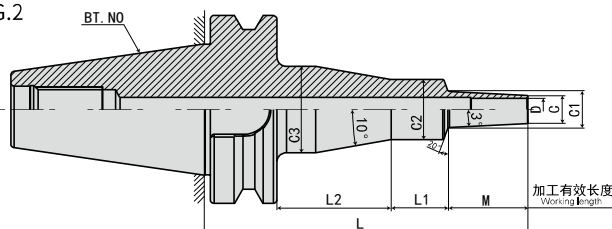


FIG.2



安全记号 (Safety mark)

壁厚 (Thickness) t

最短夹持长度 (Minimum insert length of the tool) H

刀具最大插入长度 (Maximum insert length of the tool) h

注意事项

- 拉钉 请在加热时取下, 或使用通孔拉钉。
- 刀具安装 插入刀具时, 请务必将刀具插入比安全记号更深的位置。

型号 Model	FIG	D	C	t	L	M	L1	L2	C1	C2	C3	H	h	重量 KGS	S
BT50-SLRB16- 90-M22	1	16	32	8	90	22	30	*	34.3	42	*	32	145	3.8	0.3
-110-M42	1	16	32	8	110	42	30	*	36.4	42	*	32	165	3.9	0.5
-120-M22	1	16	32	8	120	22	60	*	34.3	42	*	32	175	4	0.5
-135-M67	1	16	32	8	135	67	30	*	39	42	*	32	190	4.1	0.6
-140-M42	1	16	32	8	140	42	60	*	36.4	42	*	32	195	4.2	0.6
-150-M22	2	16	32	8	150	22	28	62	34.3	42	56	32	205	4.6	0.5
-165-M67	1	16	32	8	165	67	60	*	39	42	*	32	220	4.3	0.9
-170-M42	2	16	32	8	170	42	28	62	36.4	42	56	32	225	4.8	0.7
-195-M67	2	16	32	8	195	67	28	62	39	42	56	32	250	4.9	0.9
-SLFB16-90-M22	1	16	32	8	90	22	30	*	34.3	42	*	32	145	3.8	0.3
-110-M42	1	16	32	8	110	42	30	*	36.4	42	*	32	165	3.9	0.5
-120-M22	1	16	32	8	120	22	60	*	34.3	42	*	32	175	4	0.5
-135-M67	1	16	32	8	135	67	30	*	39	42	*	32	190	4.1	0.6
-140-M42	1	16	32	8	140	42	60	*	36.4	42	*	32	195	4.2	0.6
-150-M22	2	16	32	8	150	22	28	62	34.3	42	56	32	205	4.6	0.5
-165-M67	1	16	32	8	165	67	60	*	39	42	*	32	220	4.3	0.9
-170-M42	2	16	32	8	170	42	28	62	36.4	42	56	32	225	4.8	0.7
-195-M67	2	16	32	8	195	67	28	62	39	42	56	32	250	4.9	0.9
-SLSB20-110-M42	1	20	29	4.5	110	42	30	*	33.4	42	*	40	165	3.8	0.5
-135-M67	1	20	29	4.5	135	67	30	*	36	42	*	40	190	3.9	0.9
-140-M42	1	20	29	4.5	140	42	60	*	33.4	42	*	40	195	4.1	0.8
-165-M67	1	20	29	4.5	165	67	60	*	36	42	*	40	220	4.2	1.2
-M97	1	20	29	4.5	165	97	30	*	39.2	53	*	40	220	4.1	1.1
-170-M42	2	20	29	4.5	170	42	28	62	33.4	42	56	40	225	4.7	0.8

规格说明:

BT50 - SLRB - 16 - 90 - M22

- 锥柄形式 Taper size
- 功能代号 Holder type
- 刀杆直径 Diameter
- L 长度 Length (L)
- 加工有效长度 Working length



·BT50-SL 热缩刀柄 (3°一体型)

BT50-SL SHRINK FIT HOLDER(3° MONO)



FIG.1

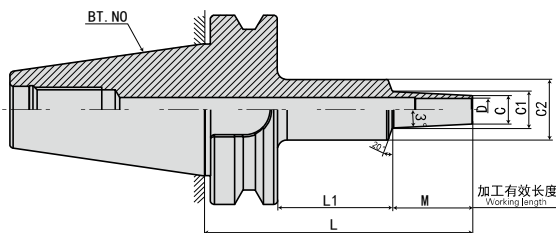
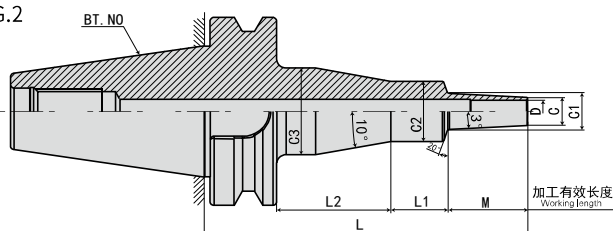


FIG.2



安全记号
(Safety mark)

壁厚
(Thickness)
t

最短夹持长度
(Minimum insert length of the tool)
H

刀具最大插入长度
(Maximum insert length of the tool)
h

注意事项

- 拉钉 请在加热时取下, 或使用通孔拉钉。
- 刀具安装 插入刀具时, 请务必将刀具插入比安全记号更深的位置。

型号 Model	FIG	D	C	t	L	M	L1	L2	C1	C2	C3	H	h	重量 KGS	S
BT50-SLSB20-195-M67	2	20	29	4.5	195	67	28	62	36	42	56	40	250	4.8	1.2
-M97	1	20	29	4.5	195	97	60	*	39.2	53	*	40	250	4.5	1.3
-M127	1	20	29	4.5	195	127	30	*	42.3	53	*	40	250	4.3	1.5
-225-M97	2	20	29	4.5	225	97	28	62	39.2	53	67	40	280	5.4	1.3
-M127	1	20	29	4.5	225	127	60	*	42.3	53	*	40	280	4.7	1.8
-M157	1	20	29	4.5	225	157	30	*	45.5	53	*	40	280	4.6	1.7
-255-M127	2	20	29	4.5	255	127	28	62	42.3	53	67	40	310	5.6	1.7
-M157	1	20	29	4.5	255	157	60	*	45.5	53	*	40	310	5	2.2
-285-M157	2	20	29	4.5	285	157	28	62	45.5	53	67	40	340	5.9	2.2
-SLRB20-110-M42	1	20	38	9	110	42	30	*	42.4	53	*	40	165	4	0.3
-135-M67	1	20	38	9	135	67	30	*	45	53	*	40	190	4.2	0.4
-140-M42	1	20	38	9	140	42	60	*	42.4	53	*	40	195	4.4	0.4
-165-M67	1	20	38	9	165	67	60	*	45	53	*	40	220	4.6	0.6
-170-M42	2	20	38	9	170	42	28	62	42.4	53	67	40	225	5.3	0.4
-195-M67	2	20	38	9	195	67	28	62	45	53	67	40	250	5.5	0.6
-SLFB20-110-M42	1	20	38	9	110	42	30	*	42.4	53	*	40	165	4	0.3
-135-M67	1	20	38	9	135	67	30	*	45	53	*	40	190	4.2	0.4
-140-M42	1	20	38	9	140	42	60	*	42.4	53	*	40	195	4.4	0.4
-165-M67	1	20	38	9	165	67	60	*	45	53	*	40	220	4.6	0.6
-170-M42	2	20	38	9	170	42	28	62	42.4	53	67	40	225	5.3	0.4
-195-M67	2	20	38	9	195	67	28	62	45	53	67	40	250	5.5	0.6

规格说明:

BT50 - SLSB - 20 - 195 - M67

- 锥柄形式 Taper size
- 功能代号 Holder type
- 刀杆直径 Diameter
- L 长度 Length (L)
- 加工有效长度 Working length

·BT50-SL 热缩刀柄 (3°一体型)

BT50-SL SHRINK FIT HOLDER(3° MONO)



FIG.1

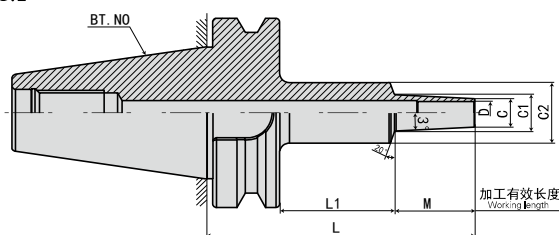
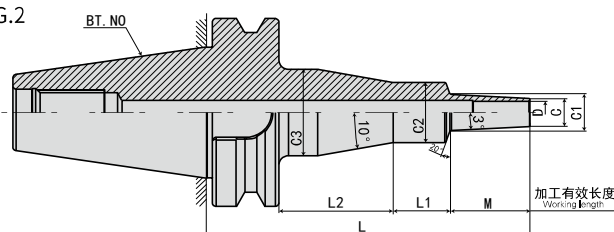


FIG.2



安全记号 (Safety mark)

壁厚 (Thickness) t

最短夹持长度 (Minimum insert length of the tool) H

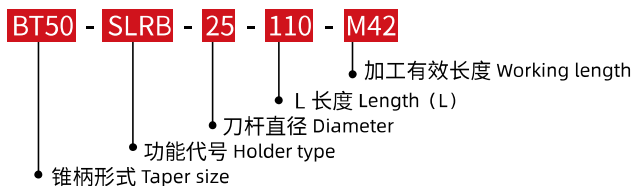
刀具最大插入长度 (Maximum insert length of the tool) h

注意事项

- 拉钉 请在加热时取下, 或使用通孔拉钉。
- 刀具安装 插入刀具时, 请务必将刀具插入比安全记号更深的位置。

型号 Model	FIG	D	C	t	L	M	L1	L2	C1	C2	C3	H	h	重量 KGS	S
BT50-SLRB25-110-M42	1	25	45	10	110	42	30	*	49.4	53	*	45	165	4.1	0.3
-140-M42	1	25	45	10	140	42	60	*	49.4	53	*	45	195	4.5	0.4
-170-M42	2	25	45	10	170	42	28	62	49.4	53	67	45	195	5.3	0.4
SLFB25-110-M42	1	25	45	10	110	42	30	*	49.4	53	*	45	165	4.1	0.3
-140-M42	1	25	45	10	140	42	60	*	49.4	53	*	45	195	4.5	0.4
-170-M42	2	25	45	10	170	42	28	62	49.4	53	67	45	195	5.4	0.4
-SLRB32-110-M42	1	32	54	11	110	42	30	*	58.4	63	*	50	160	4.0	0.2
-140-M42	1	32	54	11	140	42	60	*	58.4	63	*	50	171	4.6	0.3
-170-M42	2	32	54	11	170	42	28	62	58.4	63	77	50	171	5.8	0.3

规格说明:



·BT50-SL 热缩刀柄 (CV 曲线型)

BT50-SL SHRINK FIT HOLDER(CV CURVE)



FIG.1

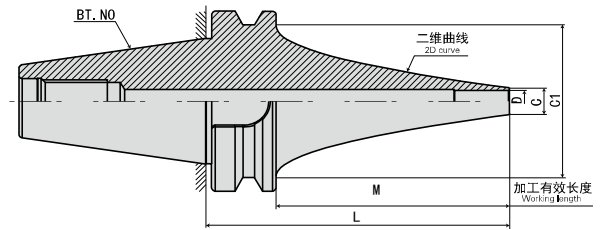
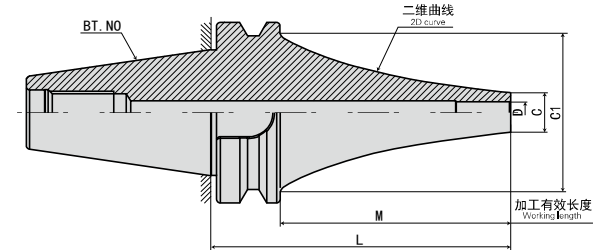


FIG.2



配件 Accessories



» P.J19

安全记号
(Safety mark)

壁厚
(Thickness)

t

■ 注意事项

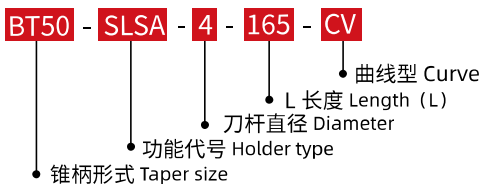
- 拉钉 请在加热时取下, 或使用通孔拉钉。
- 刀具安装 插入刀具时, 请务必将刀具插入比安全记号更深的位置。

最短夹持长度
(Minimum insert length of the tool)

刀具最大插入长度
(Maximum insert length of the tool)

型号 Model	FIG	D	C	t	L	M	C1	H	h	重量 KGS	S
BT50-SLSA4-165CV	1	4	7	1.5	165	127	85	12	220	5.2	1.8
-195CV	1	4	7	1.5	195	157	85	12	250	5.3	2.6
-225CV	1	4	7	1.5	225	187	85	12	280	5.5	3.8
-255CV	1	4	7	1.5	255	217	85	12	310	5.6	5.7
-285CV	1	4	7	1.5	285	247	85	12	340	6.4	5.9
-315CV	1	4	7	1.5	315	277	85	12	370	8.3	7.7
-SLSA6-165CV	1	6	9	1.5	165	127	85	18	220	5.1	1.5
-195CV	1	6	9	1.5	195	157	85	18	250	5.2	2.4
-225CV	1	6	9	1.5	225	187	85	18	280	5.7	2.9
-255CV	1	6	9	1.5	255	217	85	18	310	5.9	4
-285CV	1	6	9	1.5	285	247	85	18	340	6.2	5.2
-315CV	1	6	9	1.5	315	277	85	18	370	8.4	6.9
-SLSA8-165CV	1	8	11	1.5	165	127	85	24	220	4.9	1.4
-195CV	1	8	11	1.5	195	157	85	24	250	5.3	1.9
-225CV	1	8	11	1.5	225	187	85	24	280	5.8	2.3
-255CV	1	8	11	1.5	255	217	85	24	310	5.8	3.7
-285CV	1	8	11	1.5	285	247	85	24	340	6	4.9
-315CV	1	8	11	1.5	315	277	85	24	370	8.4	5
-SLRA8-195CV	2	8	16	4	195	157	85	24	250	5.4	1.1
-225CV	2	8	16	4	225	187	85	24	280	5.6	1.5
-255CV	2	8	16	4	255	217	85	24	310	5.8	2.2
-285CV	2	8	16	4	285	247	85	24	340	5.9	3

规格说明:


 SHRINK FIT TOOL HOLDER SERIES
热缩刀柄系列

·BT50-SL 热缩刀柄 (CV 曲线型)

BT50-SL SHRINK FIT HOLDER(CV CURVE)



FIG.1

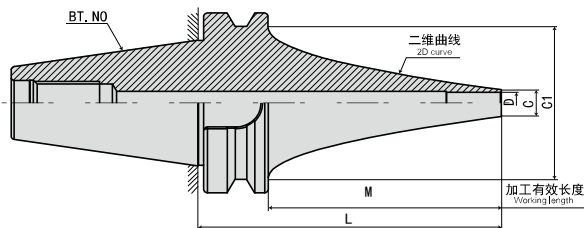
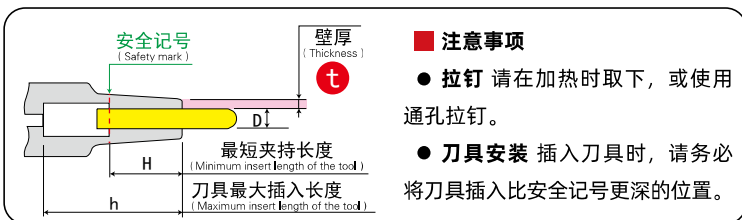
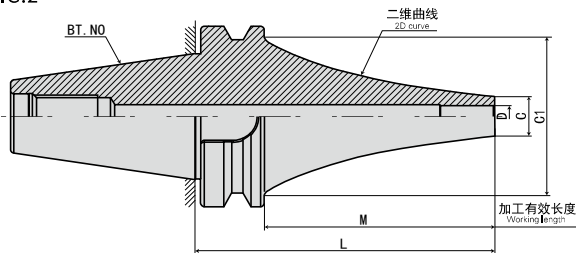
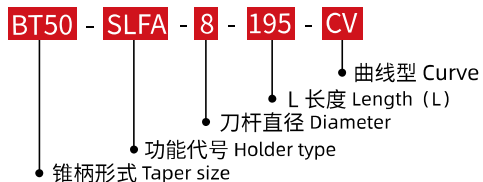


FIG.2



型号 Model	FIG	D	C	t	L	M	C1	H	h	重量 KGS	S
BT50-SLFA8-195CV	2	8	16	4	195	157	85	24	250	5.4	1.1
-225CV	2	8	16	4	225	187	85	24	280	5.6	1.5
-255CV	2	8	16	4	255	217	85	24	310	5.8	2.2
-285CV	2	8	16	4	285	247	85	24	340	5.9	3
-SLSA10-165CV	1	10	13	1.5	165	127	85	30	220	4.9	1.2
-195CV	1	10	13	1.5	195	157	85	30	250	5.5	1.5
-225CV	1	10	13	1.5	225	187	85	30	280	5.4	2.4
-255CV	1	10	13	1.5	255	217	85	30	310	6.1	2.6
-285CV	1	10	13	1.5	285	247	85	30	340	6.3	3.7
-315CV	1	10	13	1.5	315	277	85	30	370	8.4	4.6
-SLRA10-165CV	2	10	19	4.5	165	127	85	30	220	5.1	0.7
-195CV	2	10	19	4.5	195	157	85	30	250	5.2	1.1
-225CV	2	10	19	4.5	225	187	85	30	280	5.9	1.2
-255CV	2	10	19	4.5	255	217	85	30	310	6.1	1.7
-285CV	2	10	19	4.5	285	247	85	30	340	6.2	2.4
-SLFA10-165CV	2	10	19	4.5	165	127	85	30	220	5.1	0.7
-195CV	2	10	19	4.5	195	157	85	30	250	5.2	1.1
-225CV	2	10	19	4.5	225	187	85	30	280	5.9	1.2
-255CV	2	10	19	4.5	255	217	85	30	310	6.1	1.7
-285CV	2	10	19	4.5	285	247	85	30	340	6.2	2.4

规格说明:



·BT50-SL 热缩刀柄 (CV 曲线型)

BT50-SL SHRINK FIT HOLDER(CV CURVE)



FIG.1

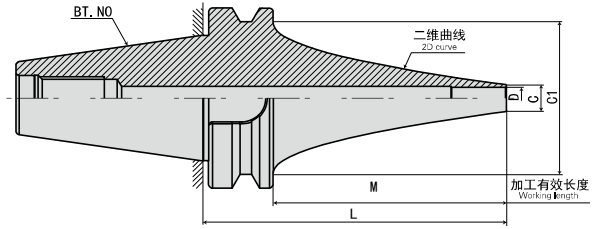
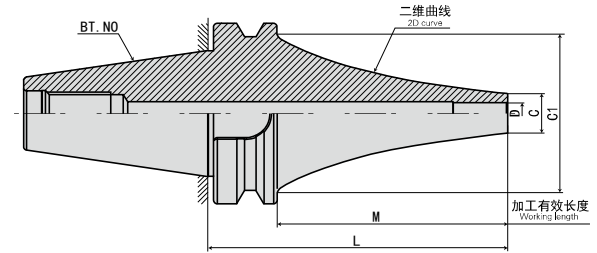


FIG.2



安全记号 (Safety mark)

壁厚 (Thickness) t

最短夹持长度 (Minimum insert length of the tool) H

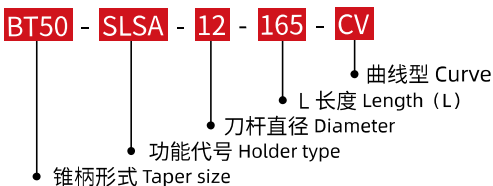
刀具最大插入长度 (Maximum insert length of the tool) h

注意事项

- 拉钉 请在加热时取下, 或使用通孔拉钉。
- 刀具安装 插入刀具时, 请务必将刀具插入比安全记号更深的位置。

型号 Model	FIG	D	C	t	L	M	C1	H	h	重量 KGS	S
BT50-SLSA12-165CV	1	12	15	1.5	165	127	84	30	220	4.8	1.2
-195CV	1	12	15	1.5	195	157	85	30	250	5.6	1.2
-225CV	1	12	15	1.5	225	187	85	30	280	5.8	1.8
-255CV	1	12	15	1.5	255	217	85	30	310	6	2.6
-285CV	1	12	15	1.5	285	247	85	30	340	6.2	3.5
-315CV	1	12	15	1.5	315	277	85	30	370	8.5	3.6
-SLRA12-165CV	2	12	22	22	165	127	85	30	220	5.1	0.7
-195CV	2	12	22	22	195	157	85	30	250	5.6	0.8
-225CV	2	12	22	22	225	187	85	30	280	5.6	1.3
-255CV	2	12	22	22	255	217	85	30	310	5.8	1.6
-285CV	2	12	22	22	285	247	85	30	340	6.1	2.1
-SLFA12-165CV	2	12	22	22	165	127	85	30	220	5.1	0.7
-195CV	2	12	22	22	195	157	85	30	250	5.6	0.8
-225CV	2	12	22	22	225	187	85	30	280	5.6	1.3
-255CV	2	12	22	22	255	217	85	30	310	5.8	1.6
-285CV	2	12	22	22	285	247	85	30	340	6.1	2.1

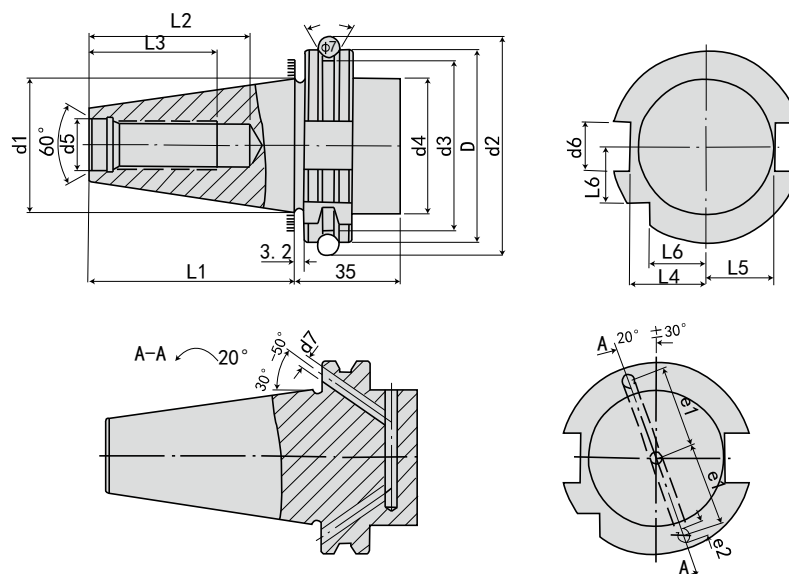
规格说明:



热缩刀柄系列
SHRINK FIT TOOL HOLDER SERIES

·参考资料

REFERENCE DETAILS



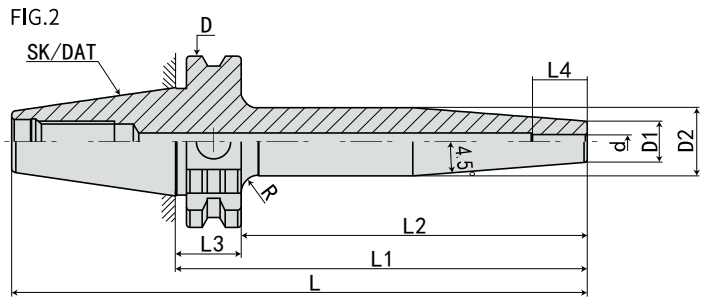
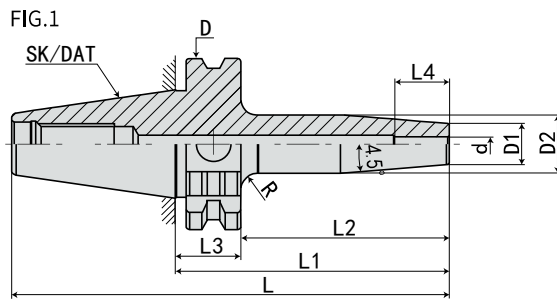
规格 Model	D 0 -0.4	d1	d2 ±0.05	d3 0 -0.5	d4 Max.	d5 H7	d6 H12	d7	L1 0 -0.3	L2 Min	L3 Min	L4 0 -0.4	L5 0 -0.5	L6 0 -0.3	e1 ±0.1	e2 Max.
SK30	50	31.75	59.30	44.30	45	13	16.1	4	47.8	33.5	24	19	16.4	15	21	5
SK40	63.55	44.45	72.30	56.25	50	17	16.1	4	68.4	42.5	32	25	22.8	18.5	27	5
SK50	97.50	69.85	107.25	91.25	80	25	25.7	6	101.75	61.5	47	37.7	35.5	30	42	7

特点:

- ◎锥度精度: <AT3
- ◎基本材质: JIS-SCM415
- ◎硬度: HRC56°渗碳深度 >0.8mm
- ◎真圆度: <0.8um
- ◎表面粗糙度: Ra<0.5um
- ◎刀柄本体可另外指定: 通过 V 型法兰端出水规格 (DIN-69871-AD+B)
- ◎ ER、FMA、FMB、MLT、SCK、SLN、SOM 皆符合: 通过刀柄本体中心出水规格 (DIN-69871-AD)
- ◎刀柄有预设标准动平衡 G6.3, 可另外指定精密动平衡 G2.5
- ◎本体规范: DIN 69871

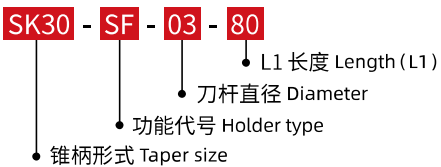
·SK30-SF 热缩刀柄 (4.5°标准型)

SK30-SF SHRINK FIT TOOL HOLDER(4.5° STANDARD VERSION)



规格 Model	L	L1	L2	L3	L4	D	D1	D2	d	R	FIG	重量 KGS
SK30-SF03- 80	127.8	80	60.9	19.1	12	50	12	17	3	5	1	0.6
-120	167.8	120	100.9	19.1	12	50	12	20	3	5	2	0.8
-SF04- 80	127.8	80	60.9	19.1	16	50	12	17	4	5	1	0.6
-120	167.8	120	100.9	19.1	16	50	12	20	4	5	2	0.8
-SF05- 80	127.8	80	60.9	19.1	18	50	12	17	5	5	1	0.6
-120	167.8	120	100.9	19.1	18	50	12	20	5	5	2	0.8

规格说明:



热缩刀柄系列
SHRINK FIT TOOL HOLDER SERIES

·SK30-SF 热缩刀柄 (4.5°标准型)

SK30-SF SHRINK FIT TOOL HOLDER(4.5° STANDARD VERSION)



FIG.1

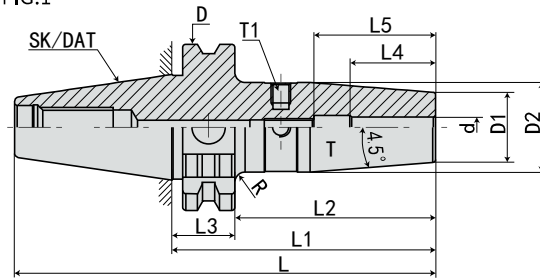
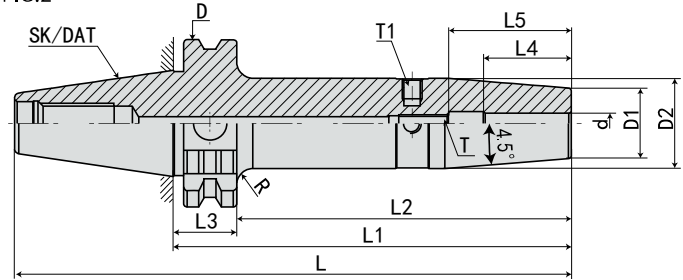


FIG.2



规格 Model	L	L1	L2	L3	L4	L5	D	D1	D2	d	T	T1	R	FIG	重量 KGS
SK30-SF06- 80	127.8	80	60.9	19.1	26	36	50	21	27	6	M5*0.8P	M6*1.0P	3	1	0.6
-120	167.8	120	100.9	19.1	26	36	50	21	27	6	M5*0.8P	M6*1.0P	5	2	0.8
-SF08- 80	127.8	80	60.9	19.1	26	36	50	21	27	8	M6*1.0P	M6*1.0P	3	1	0.65
-120	167.8	120	100.9	19.1	26	36	50	21	27	8	M6*1.0P	M6*1.0P	5	2	0.85
-SF10- 80	127.8	80	60.9	19.1	32	42	50	24	32	10	M8*1.0P	M6*1.0P	1	1	0.7
-120	167.8	120	100.9	19.1	32	42	50	24	32	10	M8*1.0P	M6*1.0P	4	2	0.9
-SF12- 80	127.8	80	60.9	19.1	37	47	50	24	32	12	M10*1.0P	M6*1.0P	1	1	0.7
-120	167.8	120	100.9	19.1	37	47	50	24	32	12	M10*1.0P	M6*1.0P	4	2	0.9
-SF14- 80	127.8	80	60.9	19.1	37	47	50	27	34	14	M10*1.0P	M6*1.0P	1	1	0.75
-120	167.8	120	100.9	19.1	37	47	50	27	34	14	M10*1.0P	M6*1.0P	3	2	0.95
-SF16- 80	127.8	80	60.9	19.1	40	50	50	27	34	16	M12*1.0P	M6*1.0P	1	1	0.75
-120	167.8	120	100.9	19.1	40	50	50	27	34	16	M12*1.0P	M6*1.0P	3	2	0.95
-SF18- 80	127.8	80	60.9	19.1	40	50	50	33	42	18	M12*1.0P	M6*1.0P	1	1	0.8
-120	167.8	120	100.9	19.1	40	50	50	33	42	18	M12*1.0P	M6*1.0P	1	2	1
-SF20- 80	127.8	80	60.9	19.1	42	52	50	33	42	20	M16*1.0P	M6*1.0P	1	1	0.8
-120	167.8	120	100.9	19.1	42	52	50	33	42	20	M16*1.0P	M6*1.0P	1	2	1

规格说明:

SK30 - SF - 06 - 80

- L1 长度 Length (L1)
- 刀杆直径 Diameter
- 功能代号 Holder type
- 锥柄形式 Taper size

·SK40-SF 热缩刀柄 (4.5°标准型)

SK40-SF SHRINK FIT TOOL HOLDER(4.5° STANDARD VERSION)



FIG.1

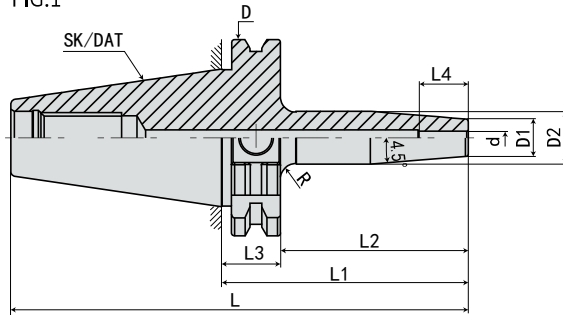
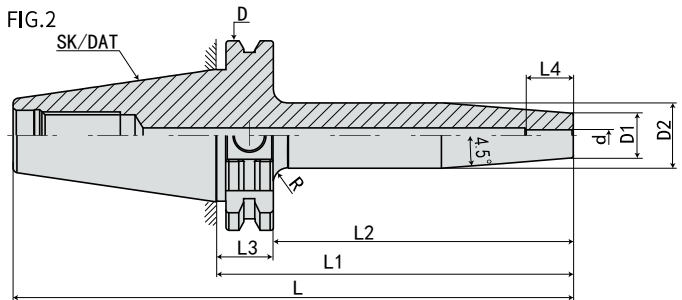


FIG.2



规格 Mode	L	L1	L2	L3	L4	D	D1	D2	d	R	FIG	重量 KGS
SK40-SF03- 80	148.4	80	60.9	19.1	12	63.55	12	17	3	5	1	1
-120	188.4	120	100.9	19.1	12	63.55	12	20	3	5	2	1.1
-160	228.4	160	140.9	19.1	12	63.55	12	20	3	5	2	1.2
-SF04- 80	148.4	80	60.9	19.1	16	63.55	12	17	4	5	1	1
-120	188.4	120	100.9	19.1	16	63.55	15	22	4	5	2	1.1
-160	228.4	160	140.9	19.1	16	63.55	15	22	4	5	2	1.2
-SF05- 80	148.4	80	60.9	19.1	18	63.55	12	17	5	5	1	1
-120	188.4	120	100.9	19.1	18	63.55	15	22	5	5	2	1.1
-160	228.4	160	140.9	19.1	18	63.55	15	22	5	5	2	1.2

规格说明:

SK40 - SF - 03 - 80

- L1 长度 Length (L1)
- 刀杆直径 Diameter
- 功能代号 Holder type
- 锥柄形式 Taper size

·SK40-SF 热缩刀柄 (4.5°标准型)

SK40-SF SHRINK FIT TOOL HOLDER(4.5° STANDARD VERSION)



FIG.1

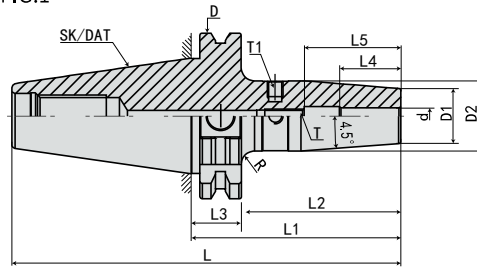


FIG.2

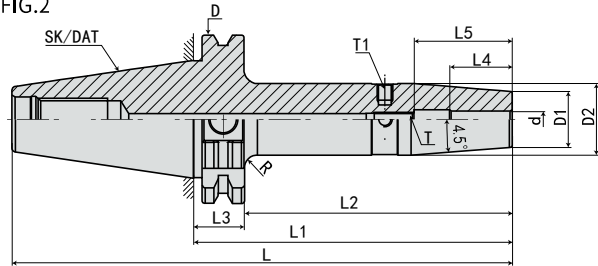
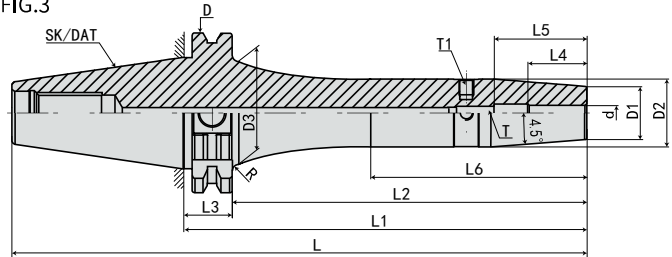
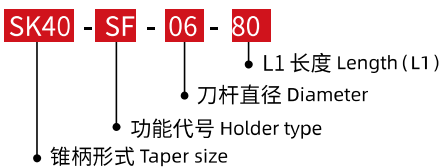


FIG.3



规格 Model	L	L1	L2	L3	L4	L5	L6	D	D1	D2	D3	d	T	T1	R	FIG	重量 KGS
SK40-SF06- 80	148.4	80	60.9	19.1	26	36	-	63.55	21	27	-	6	M5*0.8P	M6*1.0P	5	1	1.2
-120	188.4	120	100.9	19.1	26	36	-	63.55	21	27	-	6	M5*0.8P	M6*1.0P	10	2	1.5
-160	228.4	160	140.9	19.1	26	36	78	63.55	21	27	41	6	M5*0.8P	M6*1.0P	5	3	1.8
-200	268.4	200	180.9	19.1	26	36	118	63.55	21	27	41	6	M5*0.8P	M6*1.0P	5	3	2.2
-SF08- 80	148.4	80	60.9	19.1	26	36	-	63.55	21	27	-	8	M6*1.0P	M6*1.0P	5	1	1.2
-120	188.4	120	100.9	19.1	26	36	-	63.55	21	27	-	8	M6*1.0P	M6*1.0P	10	2	1.5
-160	228.4	160	140.9	19.1	26	36	78	63.55	21	27	41	8	M6*1.0P	M6*1.0P	5	3	1.8
-200	268.4	200	180.9	19.1	26	36	118	63.55	21	27	41	8	M6*1.0P	M6*1.0P	5	3	2.2
-SF10- 80	148.4	80	60.9	19.1	32	42	-	63.55	24	32	-	10	M8*1.0P	M6*1.0P	2	1	1.3
-120	188.4	120	100.9	19.1	32	42	-	63.55	24	32	-	10	M8*1.0P	M6*1.0P	10	2	1.6
-160	228.4	160	140.9	19.1	32	42	78	63.55	24	32	40	10	M8*1.0P	M6*1.0P	5	3	1.9
-200	268.4	200	180.9	19.1	32	42	118	63.55	24	32	40	10	M8*1.0P	M6*1.0P	5	3	2.3
-SF12- 80	148.4	80	60.9	19.1	37	47	-	63.55	24	32	-	12	M10*1.0P	M6*1.0P	2	1	1.3
-120	188.4	120	100.9	19.1	37	47	-	63.55	24	32	-	12	M10*1.0P	M6*1.0P	10	2	1.6
-160	228.4	160	140.9	19.1	37	47	78	63.55	24	32	40	12	M10*1.0P	M6*1.0P	5	3	1.9
-200	268.4	200	180.9	19.1	37	47	118	63.55	24	32	40	12	M10*1.0P	M6*1.0P	5	3	2.3
-SF14- 80	148.4	80	60.9	19.1	37	47	-	63.55	27	34	-	14	M10*1.0P	M6*1.0P	4	1	1.3
-120	188.4	120	100.9	19.1	37	47	-	63.55	27	34	-	14	M10*1.0P	M6*1.0P	10	2	1.6
-160	228.4	160	140.9	19.1	37	47	78	63.55	27	34	42	14	M10*1.0P	M6*1.0P	3	3	1.9
-200	268.4	200	180.9	19.1	37	47	118	63.55	27	34	42	14	M10*1.0P	M6*1.0P	3	3	2.3

规格说明:



·SK40-SF 热缩刀柄 (4.5°标准型) SK40-SF SHRINK FIT TOOL HOLDER(4.5° STANDARD VERSION)



FIG.1

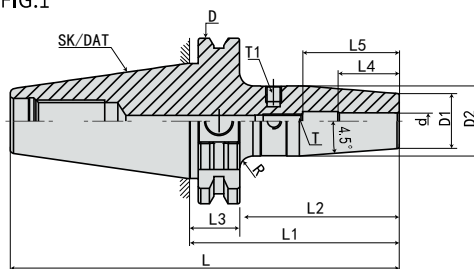


FIG.2

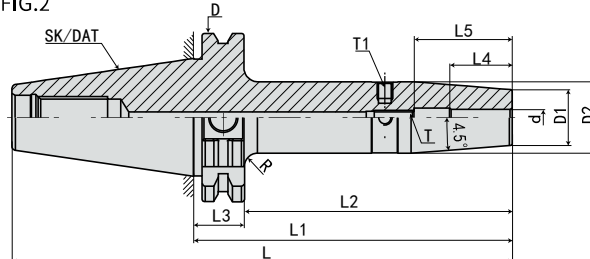
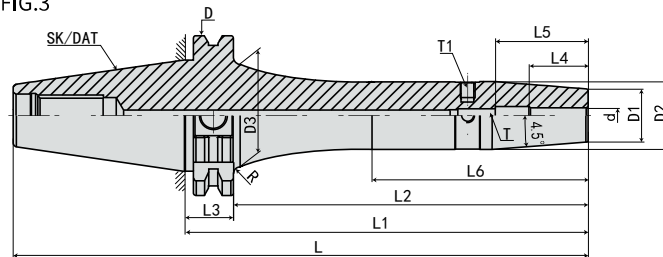


FIG.3



规格 Model	L	L1	L2	L3	L4	L5	L6	D	D1	D2	D3	d	T	T1	R	FIG	重量 KGS
SK40-SF16- 80	148.4	80	60.9	19.1	40	50	-	63.55	27	34	-	16	M12*1.0P	M6*1.0P	3	1	1.3
-120	188.4	120	100.9	19.1	40	50	-	63.55	27	34	-	16	M12*1.0P	M6*1.0P	10	2	1.6
-160	228.4	160	140.9	19.1	40	50	78	63.55	27	34	42	16	M12*1.0P	M6*1.0P	3	3	1.9
-200	268.4	200	180.9	19.1	40	50	118	63.55	27	34	42	16	M12*1.0P	M6*1.0P	3	3	2.3
-SF18- 80	148.4	80	60.9	19.1	40	50	-	63.55	33	42	-	18	M12*1.0P	M6*1.0P	2	1	1.4
-120	188.4	120	100.9	19.1	40	50	-	63.55	33	42	-	18	M12*1.0P	M6*1.0P	5	2	1.8
-160	228.4	160	140.9	19.1	40	50	-	63.55	33	42	-	18	M12*1.0P	M6*1.0P	5	2	2.1
-200	268.4	200	180.9	19.1	40	50	-	63.55	33	42	-	18	M12*1.0P	M6*1.0P	5	2	2.4
-SF20- 80	148.4	80	60.9	19.1	42	52	-	63.55	33	42	-	20	M16*1.0P	M6*1.0P	2	1	1.4
-120	188.4	120	100.9	19.1	42	52	-	63.55	33	42	-	20	M16*1.0P	M6*1.0P	5	2	1.8
-160	228.4	160	140.9	19.1	42	52	-	63.55	33	42	-	20	M16*1.0P	M6*1.0P	5	2	2.1
-200	268.4	200	180.9	19.1	42	52	-	63.55	33	42	-	20	M16*1.0P	M6*1.0P	5	2	2.4
-SF25-100	168.4	100	80.9	19.1	48	58	-	63.55	44	53	-	25	M16*1.0P	M6*1.0P	2	1	2.1
-120	188.4	120	100.9	19.1	48	58	-	63.55	44	53	-	25	M16*1.0P	M6*1.0P	2	2	2.3
-160	228.4	160	140.9	19.1	48	58	-	63.55	44	53	-	25	M16*1.0P	M6*1.0P	2	2	2.6
-200	268.4	200	180.9	19.1	48	58	-	63.55	44	53	-	25	M16*1.0P	M6*1.0P	2	2	3.1
-SF32-100	168.4	100	80.9	19.1	52	62	-	63.55	44	53	-	32	M16*1.0P	M6*1.0P	2	1	2.1
-120	188.4	120	100.9	19.1	52	62	-	63.55	44	53	-	32	M16*1.0P	M6*1.0P	2	2	2.3
-160	228.4	160	140.9	19.1	52	62	-	63.55	44	53	-	32	M16*1.0P	M6*1.0P	2	2	2.6
-200	268.4	200	180.9	19.1	52	62	-	63.55	44	53	-	32	M16*1.0P	M6*1.0P	2	2	3.1

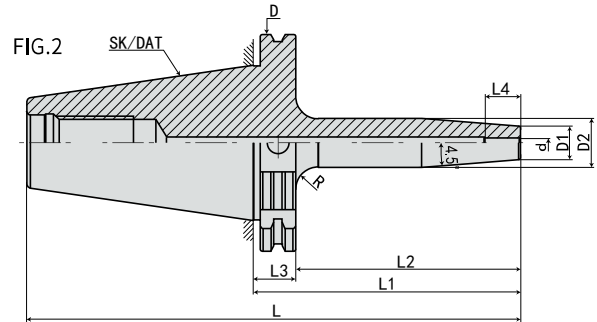
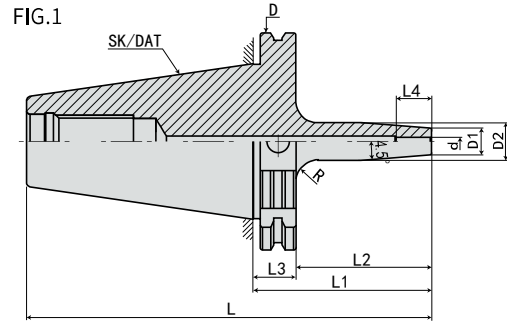
规格说明:

SK40 - SF - 16 - 80

- L1 长度 Length (L1)
- 刀杆直径 Diameter
- 功能代号 Holder type
- 锥柄形式 Taper size

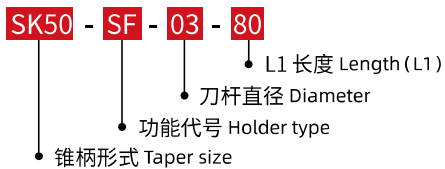
·SK50-SF 热缩刀柄 (4.5°标准型)

SK50-SF SHRINK FIT TOOL HOLDER(4.5° STANDARD VERSION)



规格 Mode	L	L1	L2	L3	L4	D	D1	D2	d	R	FIG	重量 KGS
SK50-SF03- 80	181.75	80	60.9	19.1	12	97.5	12	17	3	5	1	2.8
-120	221.75	120	100.9	19.1	12	97.5	12	20	3	5	2	2.9
-160	261.75	160	140.9	19.1	12	97.5	12	20	3	5	2	3
-SF04-80	181.75	80	60.9	19.1	16	97.5	12	17	4	5	1	2.8
-120	221.75	120	100.9	19.1	16	97.5	15	22	4	5	2	2.9
-160	261.75	160	140.9	19.1	16	97.5	15	22	4	5	2	3
-SF05-80	181.75	80	60.9	19.1	18	97.5	12	17	5	5	1	2.8
-120	221.75	120	100.9	19.1	18	97.5	15	22	5	5	2	2.9
-160	261.75	160	140.9	19.1	18	97.5	15	22	5	5	2	3

规格说明:



·SK50-SF 热缩刀柄 (4.5°标准型)

SK50-SF SHRINK FIT TOOL HOLDER(4.5° STANDARD VERSION)



FIG.1

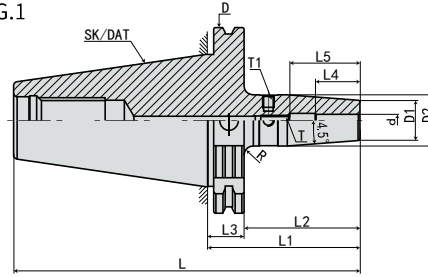


FIG.2

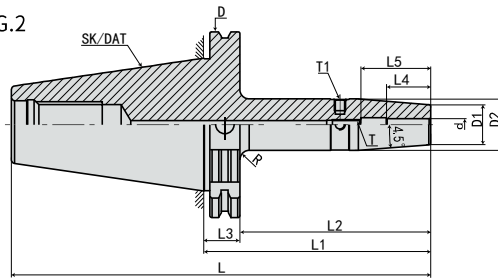
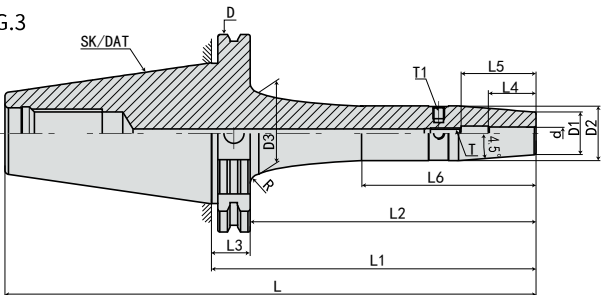
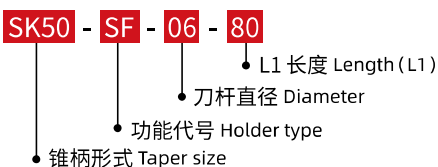


FIG.3



规格 Model	L	L1	L2	L3	L4	L5	L6	D	D1	D2	D3	d	T	T1	FIG	重量 KGS
SK50-SF06- 80	181.75	80	60.9	19.1	26	36		97.5	21	27	-	6	M5*0.8P	M6*1.0P	1	2.8
-SF06-120	221.75	120	100.9	19.1	26	36		97.5	21	27	-	6	M5*0.8P	M6*1.0P	2	2.9
-160	261.75	160	140.9	19.1	26	36	78	97.5	21	27	41	6	M5*0.8P	M6*1.0P	3	3
-200	301.75	200	180.9	19.1	26	36	118	97.5	21	27	41	6	M5*0.8P	M6*1.0P	3	3.1
-SF08- 80	181.75	80	60.9	19.1	26	36		97.5	21	27	-	8	M6*1.0P	M6*1.0P	1	2.8
-120	221.75	120	100.9	19.1	26	36		97.5	21	27	-	8	M6*1.0P	M6*1.0P	2	2.9
-160	261.75	160	140.9	19.1	26	36	78	97.5	21	27	41	8	M6*1.0P	M6*1.0P	3	3
-200	301.75	200	180.9	19.1	26	36	118	97.5	21	27	41	8	M6*1.0P	M6*1.0P	3	3.1
-SF10- 80	181.75	80	60.9	19.1	32	42		97.5	24	32	-	10	M8*1.0P	M6*1.0P	1	2.8
-120	221.75	120	100.9	19.1	32	42		97.5	24	32	-	10	M8*1.0P	M6*1.0P	2	2.9
-160	261.75	160	140.9	19.1	32	42	78	97.5	24	32	40	10	M8*1.0P	M6*1.0P	3	3
-200	301.75	200	180.9	19.1	32	42	118	97.5	24	32	40	10	M8*1.0P	M6*1.0P	3	3.1
-SF12- 80	181.75	80	60.9	19.1	37	47		97.5	24	32	-	12	M10*1.0P	M6*1.0P	1	2.9
-120	221.75	120	100.9	19.1	37	47		97.5	24	32	-	12	M10*1.0P	M6*1.0P	2	3
-160	261.75	160	140.9	19.1	37	47	78	97.5	24	32	40	12	M10*1.0P	M6*1.0P	3	3.1
-200	301.75	200	180.9	19.1	37	47	118	97.5	24	32	40	12	M10*1.0P	M6*1.0P	3	3.2
-SF14- 80	181.75	80	60.9	19.1	37	47		97.5	27	34	-	14	M10*1.0P	M6*1.0P	1	2.9
-120	221.75	120	100.9	19.1	37	47		97.5	27	34	-	14	M10*1.0P	M6*1.0P	2	3
-160	261.75	160	140.9	19.1	37	47	78	97.5	27	34	42	14	M10*1.0P	M6*1.0P	3	3.1
-200	301.75	200	180.9	19.1	37	47	118	97.5	27	34	42	14	M10*1.0P	M6*1.0P	3	3.2

规格说明:



热缩刀柄系列
SHRINK FIT TOOL HOLDER SERIES

·SK50-SF 热缩刀柄 (4.5°标准型)

SK50-SF SHRINK FIT TOOL HOLDER (4.5° STANDARD VERSION)



FIG.1

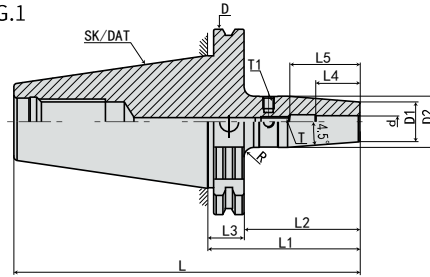


FIG.2

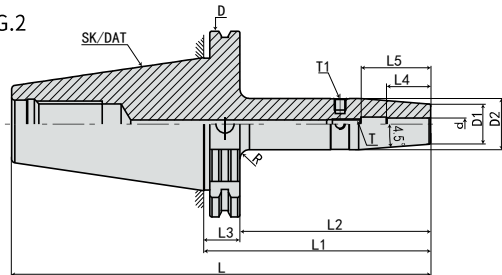
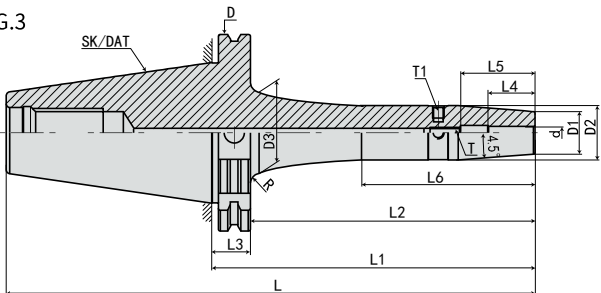
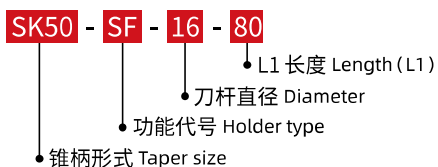


FIG.3



规格 Model	L	L1	L2	L3	L4	L5	L6	D	D1	D2	D3	d	T	T1	FIG	重量 KGS
SK50-SF16- 80	181.75	80	60.9	19.1	40	50		97.5	27	34	-	16	M12*1.0P	M6*1.0P	1	3.1
-120	221.75	120	100.9	19.1	40	50		97.5	27	34	-	16	M12*1.0P	M6*1.0P	2	3.3
-160	261.75	160	140.9	19.1	40	50	78	97.5	27	34	42	16	M12*1.0P	M6*1.0P	3	3.5
-200	301.75	200	180.9	19.1	40	50	118	97.5	27	34	42	16	M12*1.0P	M6*1.0P	3	3.7
-SF18- 80	181.75	80	60.9	19.1	40	50		97.5	33	42	-	18	M12*1.0P	M6*1.0P	1	3.1
-120	221.75	120	100.9	19.1	40	50		97.5	33	42	-	18	M12*1.0P	M6*1.0P	2	3.3
-160	261.75	160	140.9	19.1	40	50		97.5	33	42	-	18	M12*1.0P	M6*1.0P	3	3.5
-200	301.75	200	180.9	19.1	40	50		97.5	33	42	-	18	M12*1.0P	M6*1.0P	3	3.7
-SF20- 80	181.75	80	60.9	19.1	42	52		97.5	33	42	-	20	M16*1.0P	M6*1.0P	1	3.3
-120	221.75	120	100.9	19.1	42	52		97.5	33	42	-	20	M16*1.0P	M6*1.0P	2	3.5
-160	261.75	160	140.9	19.1	42	52		97.5	33	42	-	20	M16*1.0P	M6*1.0P	3	3.7
-200	301.75	200	180.9	19.1	42	52		97.5	33	42	-	20	M16*1.0P	M6*1.0P	3	3.9
-SF25-100	201.75	100	80.9	19.1	48	58		97.5	44	53	-	25	M16*1.0P	M6*1.0P	1	3.3
-120	221.75	120	100.9	19.1	48	58		97.5	44	53	-	25	M16*1.0P	M6*1.0P	2	3.5
-160	261.75	160	140.9	19.1	48	58		97.5	44	53	-	25	M16*1.0P	M6*1.0P	3	3.7
-200	301.75	200	180.9	19.1	48	58		97.5	44	53	-	25	M16*1.0P	M6*1.0P	3	3.9
-SF32-100	201.75	100	80.9	19.1	52	62		97.5	44	53	-	32	M16*1.0P	M6*1.0P	1	3.4
-120	221.75	120	100.9	19.1	52	62		97.5	44	53	-	32	M16*1.0P	M6*1.0P	2	3.6
-160	261.75	160	140.9	19.1	52	62		97.5	44	53	-	32	M16*1.0P	M6*1.0P	3	3.8
-200	301.75	200	180.9	19.1	52	62		97.5	44	53	-	32	M16*1.0P	M6*1.0P	3	4

规格说明:



·SK30-SFS 热缩刀柄 (3°细长型)

SK30-SFS SHRINK FIT TOOL HOLDER (3° SLENDER TYPE)



FIG.1

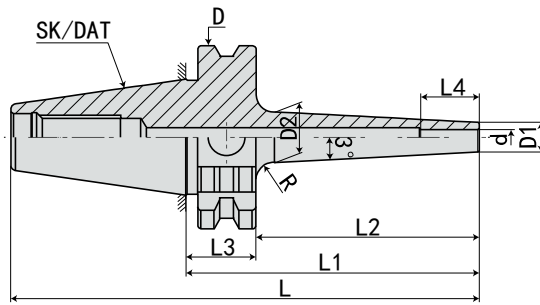
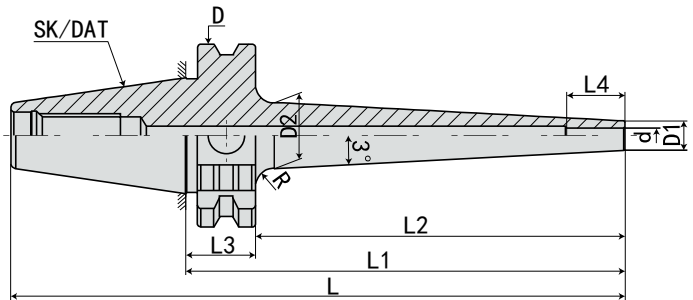
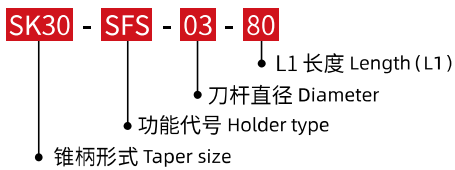


FIG.2



规格 Mode	L	L1	L2	L3	L4	D	D1	D2	d	R	FIG	重量 KGS
SK30-SFS03- 80	127.8	80	60.9	19.1	12	50	7	13	3	5	1	0.6
-120	167.8	120	100.9	19.1	12	50	7	17	3	5	2	0.9
-SFS04- 80	127.8	80	60.9	19.1	16	50	8	14	4	5	1	0.6
-120	167.8	120	100.9	19.1	16	50	8	18	4	5	2	0.9
-SFS05- 80	127.8	80	60.9	19.1	18	50	9	15	5	5	1	0.6
-120	167.8	120	100.9	19.1	18	50	9	19	5	5	2	0.9

规格说明:



SHRINK FIT TOOL HOLDER SERIES
热缩刀柄系列

·SK30-SFS 热缩刀柄 (3°细长型)

SK30-SFS SHRINK FIT TOOL HOLDER (3° SLENDER TYPE)



FIG.1

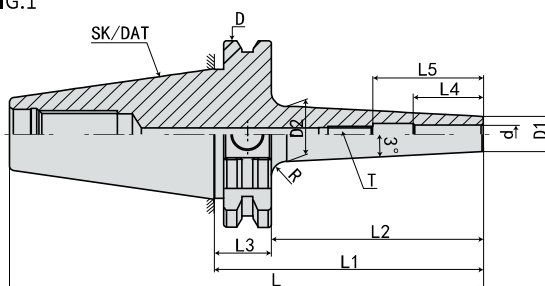
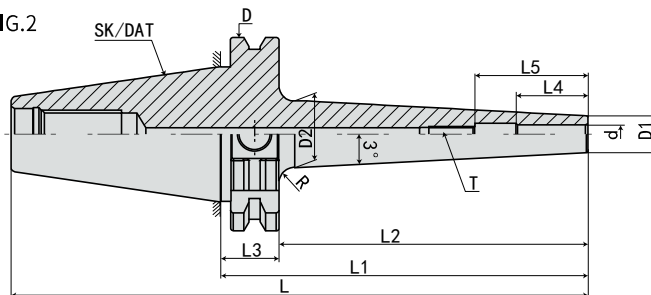


FIG.2



规格 Model	L	L1	L2	L3	L4	L5	D	D1	D2	d	T	R	FIG	重量 KGS
SK30-SFS06- 80	127.8	80	60.9	19.1	26	36	50	10	16	6	M5*0.8P	5	1	0.7
-120	167.8	120	100.9	19.1	26	36	50	10	20	6	M5*0.8P	5	2	1
-SFS08- 80	127.8	80	60.9	19.1	26	36	50	12	16	8	M6*1.0P	5	1	0.7
-120	167.8	120	100.9	19.1	26	36	50	12	20	8	M6*1.0P	5	2	1
-SFS10- 80	127.8	80	60.9	19.1	32	42	50	14	16	10	M8*1.0P	5	1	0.8
-120	167.8	120	100.9	19.1	32	42	50	14	20	10	M8*1.0P	5	2	1.1
-SFS12- 80	127.8	80	60.9	19.1	37	47	50	16	16	12	M10*1.0P	5	1	0.8
-120	167.8	120	100.9	19.1	37	47	50	16	20	12	M10*1.0P	5	2	1.1
-SFS14- 80	127.8	80	60.9	19.1	37	47	50	20	26	14	M10*1.0P	5	1	1
-120	167.8	120	100.9	19.1	37	47	50	20	29	14	M10*1.0P	5	2	1.2
-SFS16- 80	127.8	80	60.9	19.1	40	50	50	22	28	16	M12*1.0P	5	1	1
-120	167.8	120	100.9	19.1	40	50	50	22	31	16	M12*1.0P	5	2	1.2

规格说明:

SK30 - SFS - 06 - 80

- SK30 - 锥柄形式 Taper size
- SFS - 功能代号 Holder type
- 06 - 刀杆直径 Diameter
- 80 - L1 长度 Length (L1)

·SK40-SFS 热缩刀柄 (3°细长型)

SK40-SFS SHRINK FIT TOOL HOLDER (3° SLENDER TYPE)



FIG.1

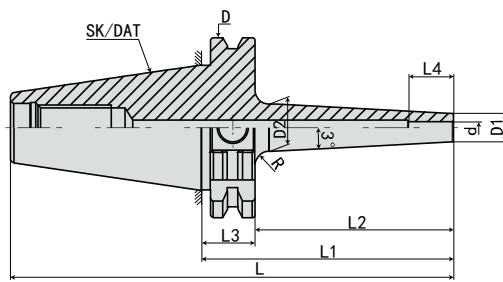
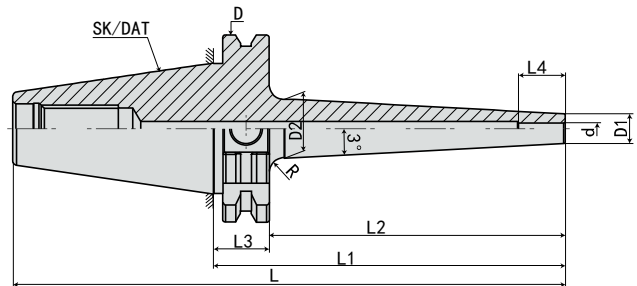


FIG.2



规格 Mode	L	L1	L2	L3	L4	D	D1	D2	d	R	FIG	重量 KGS
SK40-SFS03- 90	158.4	90	70.9	19.1	12	63.55	9	15	3	5	1	1
-120	188.4	120	100.9	19.1	12	63.55	9	16	3	5	2	1.1
-160	228.4	160	140.9	19.1	12	63.55	9	19	3	5	2	1.2
-200	268.4	200	180.9	19.1	12	63.55	9	22	3	5	2	1.3
-SFS04- 90	158.4	90	70.9	19.1	16	63.55	10	16	4	5	1	1
-120	188.4	120	100.9	19.1	16	63.55	10	17	4	5	2	1.1
-160	228.4	160	140.9	19.1	16	63.55	10	20	4	5	2	1.2
-200	268.4	200	180.9	19.1	16	63.55	10	23	4	5	2	1.3
-SFS05- 90	158.4	90	70.9	19.1	18	63.55	11	17	5	5	1	1
-120	188.4	120	100.9	19.1	18	63.55	11	18	5	5	2	1.1
-160	228.4	160	140.9	19.1	18	63.55	11	21	5	5	2	1.2
-200	268.4	200	180.9	19.1	18	63.55	11	24	5	5	2	1.3

规格说明:

SK40 - SFS - 03 - 90

- SK40 锥柄形式 Taper size
- SFS 功能代号 Holder type
- 03 刀杆直径 Diameter
- 90 L1 长度 Length (L1)

SHRINK FIT TOOL HOLDER SERIES
热缩刀柄系列

·SK40-SFS 热缩刀柄 (3°细长型)

SK40-SFS SHRINK FIT TOOL HOLDER (3° SLENDER TYPE)



FIG.1

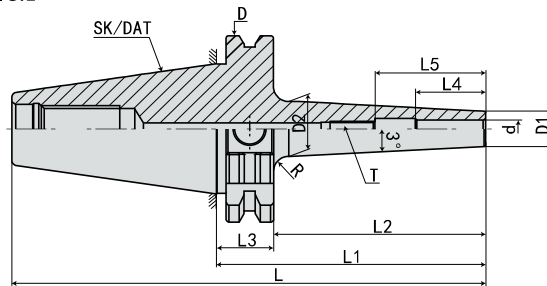
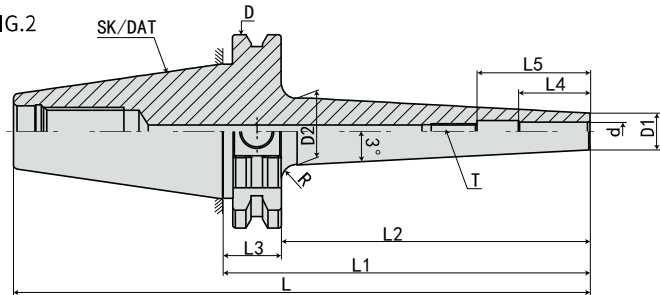
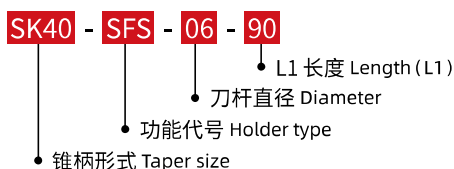


FIG.2



规格 Model	L	L1	L2	L3	L4	L5	D	D1	D2	d	T	R	FIG	重量 KGS
SK40-SFS06- 90	158.4	90	70.9	19.1	26	36	63.55	12	18	6	M5*0.8P	10	1	1.1
-120	188.4	120	100.9	19.1	26	36	63.55	12	21	6	M5*0.8P	10	2	1.2
-160	228.4	160	140.9	19.1	26	36	63.55	12	24	6	M5*0.8P	10	2	1.3
-200	268.4	200	180.9	19.1	26	36	63.55	12	27	6	M5*0.8P	10	2	1.4
-SFS08- 90	158.4	90	70.9	19.1	26	36	63.55	14	20	8	M6*1.0P	10	1	1.1
-120	188.4	120	100.9	19.1	26	36	63.55	14	23	8	M6*1.0P	10	2	1.2
-160	228.4	160	140.9	19.1	26	36	63.55	14	26	8	M6*1.0P	10	2	1.3
-200	268.4	200	180.9	19.1	26	36	63.55	14	29	8	M6*1.0P	10	2	1.4
-SFS10- 90	158.4	90	70.9	19.1	32	42	63.55	16	22	10	M8*1.0P	10	1	1.1
-120	188.4	120	100.9	19.1	32	42	63.55	16	25	10	M8*1.0P	10	2	1.2
-160	228.4	160	140.9	19.1	32	42	63.55	16	28	10	M8*1.0P	10	2	1.3
-200	268.4	200	180.9	19.1	32	42	63.55	16	31	10	M8*1.0P	10	2	1.4
-SFS12- 90	158.4	90	70.9	19.1	37	47	63.55	18	24	12	M10*1.0P	10	1	1.1
-120	188.4	120	100.9	19.1	37	47	63.55	18	27	12	M10*1.0P	10	2	1.2
-160	228.4	160	140.9	19.1	37	47	63.55	18	30	12	M10*1.0P	10	2	1.3
-200	268.4	200	180.9	19.1	37	47	63.55	18	33	12	M10*1.0P	10	2	1.4
-SFS14- 90	158.4	90	70.9	19.1	37	47	63.55	20	26	14	M10*1.0P	10	1	1.2
-120	188.4	120	100.9	19.1	37	47	63.55	20	29	14	M10*1.0P	10	2	1.3
-160	228.4	160	140.9	19.1	37	47	63.55	20	32	14	M10*1.0P	10	2	1.5
-200	268.4	200	180.9	19.1	37	47	63.55	20	35	14	M10*1.0P	10	2	1.7
-SFS16- 90	158.4	90	70.9	19.1	40	50	63.55	22	28	16	M12*1.0P	10	1	1.2
-120	188.4	120	100.9	19.1	40	50	63.55	22	31	16	M12*1.0P	10	2	1.3
-160	228.4	160	140.9	19.1	40	50	63.55	22	34	16	M12*1.0P	10	2	1.5
-200	268.4	200	180.9	19.1	40	50	63.55	22	37	16	M12*1.0P	10	2	1.7
-SFS18- 90	158.4	90	70.9	19.1	40	50	63.55	24	30	18	M12*1.0P	10	1	1.2
-120	188.4	120	100.9	19.1	40	50	63.55	24	33	18	M12*1.0P	10	2	1.3
-160	228.4	160	140.9	19.1	40	50	63.55	24	36	18	M12*1.0P	10	2	1.6
-200	268.4	200	180.9	19.1	40	50	63.55	24	39	18	M12*1.0P	10	2	1.9
-SFS20- 90	158.4	90	70.9	19.1	42	52	63.55	26	32	20	M12*1.0P	10	1	1.3
-120	188.4	120	100.9	19.1	42	52	63.55	26	35	20	M12*1.0P	10	2	1.4
-160	228.4	160	140.9	19.1	42	52	63.55	26	38	20	M12*1.0P	10	2	1.7
-200	268.4	200	180.9	19.1	42	52	63.55	26	41	20	M12*1.0P	10	2	2

规格说明:



·SK50-SFS 热缩刀柄 (3°细长型)

SK50-SFS SHRINK FIT TOOL HOLDER (3° SLENDER TYPE)



FIG.1

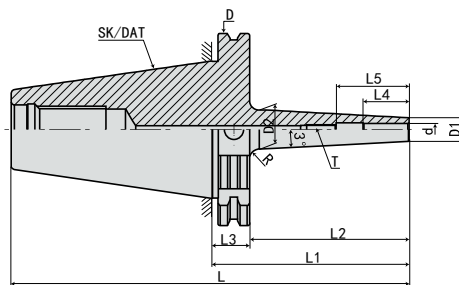
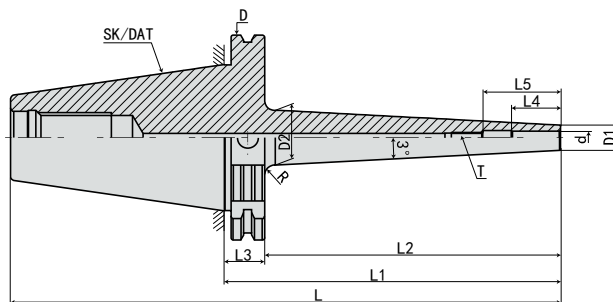


FIG.2



规格 Model	L	L1	L2	L3	L4	L5	D	D1	D2	d	T	R	FIG	重量 KGS
SK50-SFS06-100	201.75	100	80.9	19.1	26	36	97.5	12	18	6	M5*0.8P	10	1	3.8
-120	221.75	120	100.9	19.1	26	36	97.5	12	20	6	M5*0.8P	10	1	3.9
-160	261.75	160	140.9	19.1	26	36	97.5	12	24	6	M5*0.8P	10	2	4.2
-200	301.75	200	180.9	19.1	26	36	97.5	12	28	6	M5*0.8P	10	2	5.8
-SFS08-100	201.75	100	80.9	19.1	26	36	97.5	14	20	8	M6*1.0P	10	1	3.8
-120	221.75	120	100.9	19.1	26	36	97.5	14	22	8	M6*1.0P	10	1	3.9
-160	261.75	160	140.9	19.1	26	36	97.5	14	26	8	M6*1.0P	10	2	4.2
-200	301.75	200	180.9	19.1	26	36	97.5	14	30	8	M6*1.0P	10	2	5.8
-SFS10-100	201.75	100	80.9	19.1	32	42	97.5	16	22	10	M8*1.0P	10	1	3.9
-120	221.75	120	100.9	19.1	32	42	97.5	16	24	10	M8*1.0P	10	1	4.1
-160	261.75	160	140.9	19.1	32	42	97.5	16	28	10	M8*1.0P	10	2	4.3
-200	301.75	200	180.9	19.1	32	42	97.5	16	32	10	M8*1.0P	10	2	5.9
-SFS12-100	201.75	100	80.9	19.1	37	47	97.5	18	24	12	M10*1.0P	10	1	3.9
-120	221.75	120	100.9	19.1	37	47	97.5	18	26	12	M10*1.0P	10	1	4.1
-160	261.75	160	140.9	19.1	37	47	97.5	18	30	12	M10*1.0P	10	2	4.3
-SFS12-200	301.75	200	180.9	19.1	37	47	97.5	18	34	12	M10*1.0P	10	2	5.9
-SFS14-100	201.75	100	80.9	19.1	37	47	97.5	20	26	14	M10*1.0P	10	1	3.9
-120	221.75	120	100.9	19.1	37	47	97.5	20	28	14	M10*1.0P	10	1	4.1
-160	261.75	160	140.9	19.1	37	47	97.5	20	32	14	M10*1.0P	10	2	4.3
-200	301.75	200	180.9	19.1	37	47	97.5	20	36	14	M10*1.0P	10	2	5.9
-SFS16-100	201.75	100	80.9	19.1	40	50	97.5	22	28	16	M12*1.0P	10	1	4
-120	221.75	120	100.9	19.1	40	50	97.5	22	30	16	M12*1.0P	10	1	4.2
-160	261.75	160	140.9	19.1	40	50	97.5	22	34	16	M12*1.0P	10	2	4.4
-200	301.75	200	180.9	19.1	40	50	97.5	22	38	16	M12*1.0P	10	2	6
-SFS18-100	201.75	100	80.9	19.1	40	50	97.5	24	30	18	M12*1.0P	10	1	4
-120	221.75	120	100.9	19.1	40	50	97.5	24	32	18	M12*1.0P	10	1	4.2
-160	261.75	160	140.9	19.1	40	50	97.5	24	36	18	M12*1.0P	10	2	4.4
-200	301.75	200	180.9	19.1	40	50	97.5	24	40	18	M12*1.0P	10	2	6
-SFS20-100	201.75	100	80.9	19.1	42	52	97.5	26	32	20	M16*1.0P	10	1	4.1
-120	221.75	120	100.9	19.1	42	52	97.5	26	34	20	M16*1.0P	10	1	4.3
-160	261.75	160	140.9	19.1	42	52	97.5	26	38	20	M16*1.0P	10	2	4.4
-200	301.75	200	180.9	19.1	42	52	97.5	26	42	20	M16*1.0P	10	2	6.1

规格说明:

SK50 - SFS - 06 - 100

- L1 长度 Length (L1)
- 刀杆直径 Diameter
- 功能代号 Holder type
- 锥柄形式 Taper size

·SK40-SFK 热缩刀柄 (4.5通水型)

SK40-SFK SHRINK FIT TOOL HOLDER (4.5° SHRINK-FIT COOLANT TYPE)

FIG.1

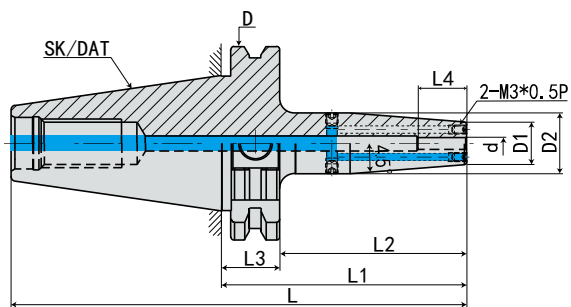
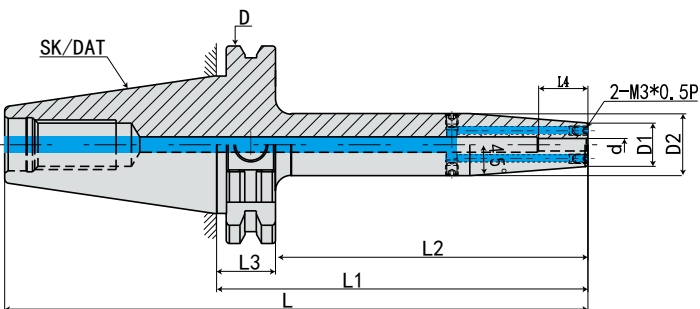


FIG.2



规格 Model	L	L1	L2	L3	L4	D	D1	D2	d	R	FIG	重量 KGS
SK40-SF03- 80K	148.4	80	60.9	19.1	12	63.55	14	20	3	5	1	1
-120K	188.4	120	100.9	19.1	12	63.55	14	20	3	5	2	1.1
-160K	228.4	160	140.9	19.1	12	63.55	14	20	3	5	2	1.2
-SF04- 80K	148.4	80	60.9	19.1	16	63.55	14	20	4	5	1	1
-120K	188.4	120	100.9	19.1	16	63.55	14	20	4	5	2	1.1
-160K	228.4	160	140.9	19.1	16	63.55	14	20	4	5	2	1.2
-SF05- 80K	148.4	80	60.9	19.1	18	63.55	14	20	5	5	1	1
-120K	188.4	120	100.9	19.1	18	63.55	14	20	5	5	2	1.1
-160K	228.4	160	140.9	19.1	18	63.55	14	20	5	5	2	1.2

规格说明:

SK40 - SF - 03 - 80K

- L1 长度 Length (L1)
- 刀杆直径 Diameter
- 功能代号 Holder type
- 锥柄形式 Taper size

·SK40-SFK 热缩刀柄 (4.5通水型)

SK40-SFK SHRINK FIT TOOL HOLDER (4.5° SHRINK-FIT COOLANT TYPE)



FIG.1

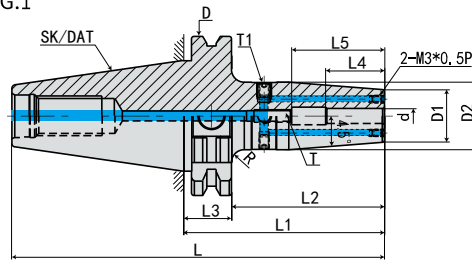


FIG.2

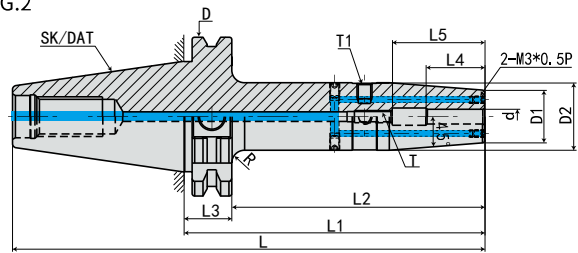
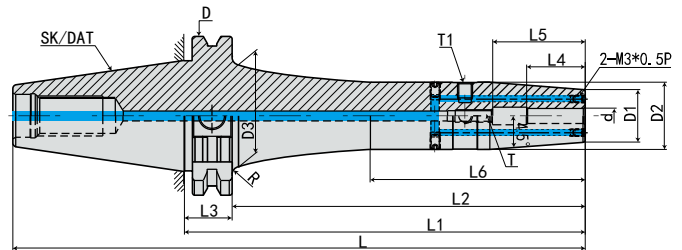
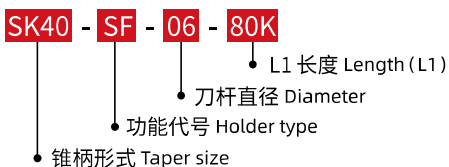


FIG.3



规格 Model	L	L1	L2	L3	L4	L5	L6	D	D1	D2	D3	d	T	T1	FIG	重量 KGS
SK40-SF06- 80K	148.4	80	60.9	19.1	26	36	-	63.55	21	27	-	6	M5*0.8P	M6*1.0P	1	1.2
-120K	188.4	120	100.9	19.1	26	36	-	63.55	21	27	-	6	M5*0.8P	M6*1.0P	2	1.5
-160K	228.4	160	140.9	19.1	26	36	78	63.55	21	27	41	6	M5*0.8P	M6*1.0P	3	1.8
-200K	268.4	200	180.9	19.1	26	36	118	63.55	21	27	41	6	M5*0.8P	M6*1.0P	3	2.2
-SF08- 80K	148.4	80	60.9	19.1	26	36	-	63.55	21	27	-	8	M6*1.0P	M6*1.0P	1	1.2
-120K	188.4	120	100.9	19.1	26	36	-	63.55	21	27	-	8	M6*1.0P	M6*1.0P	2	1.5
-160K	228.4	160	140.9	19.1	26	36	78	63.55	21	27	41	8	M6*1.0P	M6*1.0P	3	1.8
-200K	268.4	200	180.9	19.1	26	36	118	63.55	21	27	41	8	M6*1.0P	M6*1.0P	3	2.2
-SF10- 80K	148.4	80	60.9	19.1	32	42	-	63.55	24	32	-	10	M8*1.0P	M6*1.0P	1	1.3
-120K	188.4	120	100.9	19.1	32	42	-	63.55	24	32	-	10	M8*1.0P	M6*1.0P	2	1.6
-160K	228.4	160	140.9	19.1	32	42	78	63.55	24	32	40	10	M8*1.0P	M6*1.0P	3	1.9
-200K	268.4	200	180.9	19.1	32	42	118	63.55	24	32	40	10	M8*1.0P	M6*1.0P	3	2.3
-SF12- 80K	148.4	80	60.9	19.1	37	47	-	63.55	24	32	-	12	M10*1.0P	M6*1.0P	1	1.3
-120K	188.4	120	100.9	19.1	37	47	-	63.55	24	32	-	12	M10*1.0P	M6*1.0P	2	1.6
-160K	228.4	160	140.9	19.1	37	47	78	63.55	24	32	40	12	M10*1.0P	M6*1.0P	3	1.9
-200K	268.4	200	180.9	19.1	37	47	118	63.55	24	32	40	12	M10*1.0P	M6*1.0P	3	2.3
-SF14- 80K	148.4	80	60.9	19.1	37	47	-	63.55	27	34	-	14	M10*1.0P	M6*1.0P	1	1.3
-120K	188.4	120	100.9	19.1	37	47	-	63.55	27	34	-	14	M10*1.0P	M6*1.0P	2	1.6
-160K	228.4	160	140.9	19.1	37	47	78	63.55	27	34	42	14	M10*1.0P	M6*1.0P	3	1.9
-200K	268.4	200	180.9	19.1	37	47	118	63.55	27	34	42	14	M10*1.0P	M6*1.0P	3	2.3

规格说明:



热缩刀柄系列
SHRINK FIT TOOL HOLDER SERIES

·SK40-SFK 热缩刀柄 (4.5通水型)

SK40-SFK SHRINK FIT TOOL HOLDER (4.5° SHRINK-FIT COOLANT TYPE)



FIG.1

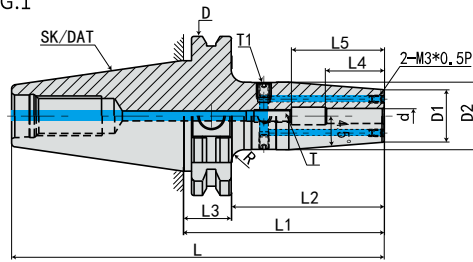


FIG.2

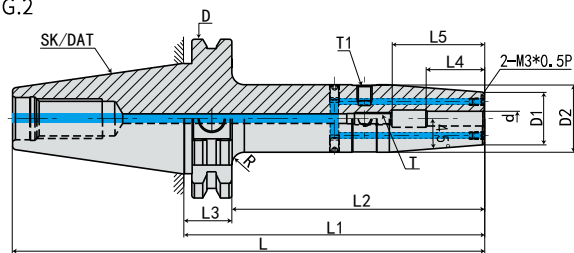
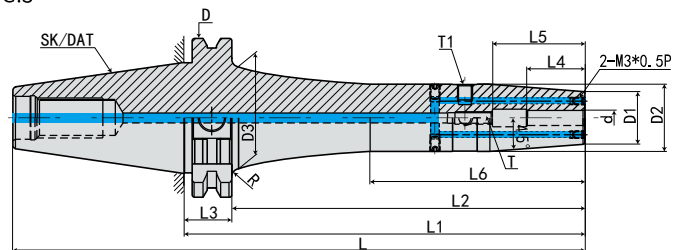
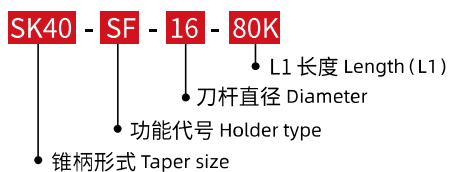


FIG.3



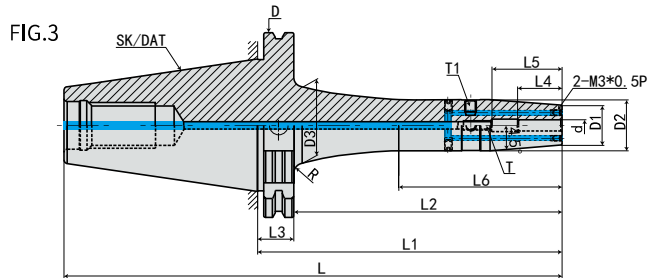
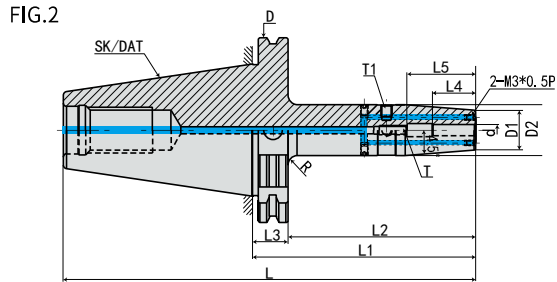
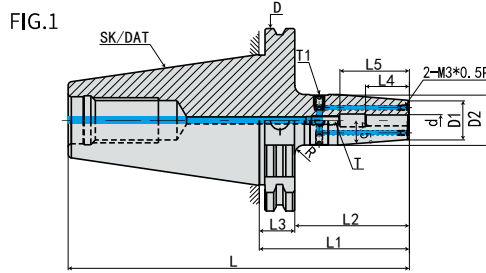
规格 Model	L	L1	L2	L3	L4	L5	L6	D	D1	D2	D3	d	T	T1	FIG	重量 KGS
SK40-SF16- 80K	148.4	80	60.9	19.1	40	50	-	63.55	27	34	-	16	M12*1.0P	M6*1.0P	1	1.3
-120K	188.4	120	100.9	19.1	40	50	-	63.55	27	34	-	16	M12*1.0P	M6*1.0P	2	1.6
-160K	228.4	160	140.9	19.1	40	50	78	63.55	27	34	42	16	M12*1.0P	M6*1.0P	3	1.9
-200K	268.4	200	180.9	19.1	40	50	118	63.55	27	34	42	16	M12*1.0P	M6*1.0P	3	2.3
-SF18- 80K	148.4	80	60.9	19.1	40	50	-	63.55	33	42	-	18	M12*1.0P	M6*1.0P	1	1.4
-120K	188.4	120	100.9	19.1	40	50	-	63.55	33	42	-	18	M12*1.0P	M6*1.0P	2	1.7
-160K	228.4	160	140.9	19.1	40	50	-	63.55	33	42	-	18	M12*1.0P	M6*1.0P	2	2
-200K	268.4	200	180.9	19.1	40	50	-	63.55	33	42	-	18	M12*1.0P	M6*1.0P	2	2.4
-SF20- 80K	148.4	80	60.9	19.1	42	52	-	63.55	33	42	-	20	M16*1.0P	M6*1.0P	1	1.4
-120K	188.4	120	100.9	19.1	42	52	-	63.55	33	42	-	20	M16*1.0P	M6*1.0P	2	1.7
-160K	228.4	160	140.9	19.1	42	52	-	63.55	33	42	-	20	M16*1.0P	M6*1.0P	2	2
-200K	268.4	200	180.9	19.1	42	52	-	63.55	33	42	-	20	M16*1.0P	M6*1.0P	2	2.4
-SF25- 80K	148.4	80	60.9	19.1	48	58	-	63.55	44	53	-	25	M16*1.0P	M6*1.0P	1	2
-120K	188.4	120	100.9	19.1	48	58	-	63.55	44	53	-	25	M16*1.0P	M6*1.0P	2	2.3
-160K	228.4	160	140.9	19.1	48	58	-	63.55	44	53	-	25	M16*1.0P	M6*1.0P	2	2.6
-200K	268.4	200	180.9	19.1	48	58	-	63.55	44	53	-	25	M16*1.0P	M6*1.0P	2	3
-SF32- 80K	148.4	80	60.9	19.1	52	62	-	63.55	44	53	-	32	M16*1.0P	M6*1.0P	1	2
-120K	188.4	120	100.9	19.1	52	62	-	63.55	44	53	-	32	M16*1.0P	M6*1.0P	2	2.3
-160K	228.4	160	140.9	19.1	52	62	-	63.55	44	53	-	32	M16*1.0P	M6*1.0P	2	2.6
-200K	268.4	200	180.9	19.1	52	62	-	63.55	44	53	-	32	M16*1.0P	M6*1.0P	2	3

规格说明:



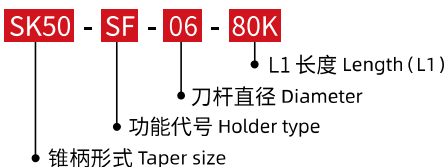
·SK50-SFK 热缩刀柄 (4.5通水型)

SK50-SFK SHRINK FIT TOOL HOLDER (4.5° SHRINK-FIT COOLANT TYPE)



规格 Model	L	L1	L2	L3	L4	L5	L6	D	D1	D2	D3	d	T	T1	FIG	重量 KGS
SK50-SF06- 80K	181.75	80	60.9	19.1	26	36	-	97.5	21	27	-	6	M5*0.8P	M6*1.0P	1	2.8
-120K	221.75	120	100.9	19.1	26	36	-	97.5	21	27	-	6	M5*0.8P	M6*1.0P	2	2.9
-160K	261.75	160	140.9	19.1	26	36	78	97.5	21	27	41	6	M5*0.8P	M6*1.0P	3	3
-200K	301.75	200	180.9	19.1	26	36	118	97.5	21	27	41	6	M5*0.8P	M6*1.0P	3	3.1
-SF08- 80K	181.75	80	60.9	19.1	26	36	-	97.5	21	27	-	8	M6*1.0P	M6*1.0P	1	2.8
-120K	221.75	120	100.9	19.1	26	36	-	97.5	21	27	-	8	M6*1.0P	M6*1.0P	2	2.9
-160K	261.75	160	140.9	19.1	26	36	78	97.5	21	27	41	8	M6*1.0P	M6*1.0P	3	3
-200K	301.75	200	180.9	19.1	26	36	118	97.5	21	27	41	8	M6*1.0P	M6*1.0P	3	3.1
-SF10- 80K	181.75	80	60.9	19.1	32	42	-	97.5	24	32	-	10	M8*1.0P	M6*1.0P	1	2.8
-120K	221.75	120	100.9	19.1	32	42	-	97.5	24	32	-	10	M8*1.0P	M6*1.0P	2	2.9
-160K	261.75	160	140.9	19.1	32	42	78	97.5	24	32	40	10	M8*1.0P	M6*1.0P	3	3
-200K	301.75	200	180.9	19.1	32	42	118	97.5	24	32	40	10	M8*1.0P	M6*1.0P	3	3.1
-SF12- 80K	181.75	80	60.9	19.1	37	47	-	97.5	24	32	-	12	M10*1.0P	M6*1.0P	1	2.9
-120K	221.75	120	100.9	19.1	37	47	-	97.5	24	32	-	12	M10*1.0P	M6*1.0P	2	3
-160K	261.75	160	140.9	19.1	37	47	78	97.5	24	32	40	12	M10*1.0P	M6*1.0P	3	3.1
-200K	301.75	200	180.9	19.1	37	47	118	97.5	24	32	40	12	M10*1.0P	M6*1.0P	3	3.2
-SF14- 80K	181.75	80	60.9	19.1	37	47	-	97.5	27	34	-	14	M10*1.0P	M6*1.0P	1	2.9
-120K	221.75	120	100.9	19.1	37	47	-	97.5	27	34	-	14	M10*1.0P	M6*1.0P	2	3
-160K	261.75	160	140.9	19.1	37	47	78	97.5	27	34	42	14	M10*1.0P	M6*1.0P	3	3.1
-200K	301.75	200	180.9	19.1	37	47	118	97.5	27	34	42	14	M10*1.0P	M6*1.0P	3	3.2

规格说明:



热缩刀柄系列
SHRINK FIT TOOL HOLDER SERIES

·SK50-SFK 热缩刀柄 (4.5通水型)

SK50-SFK SHRINK FIT TOOL HOLDER (4.5° SHRINK-FIT COOLANT TYPE)



FIG.1

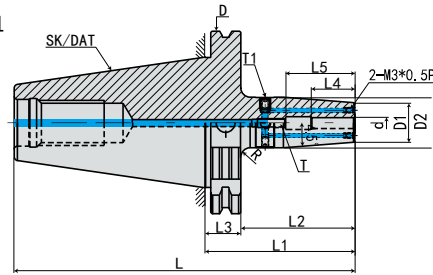


FIG.2

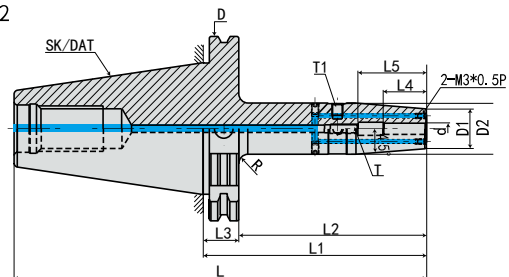
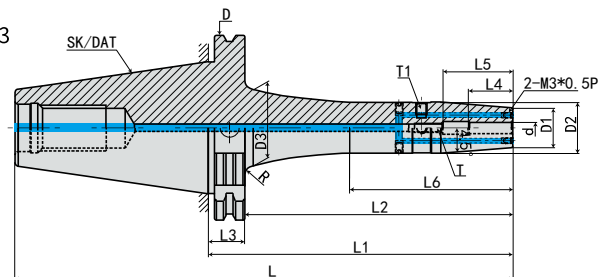


FIG.3



规格 Model	L	L1	L2	L3	L4	L5	L6	D	D1	D2	D3	d	T	T1	FIG	重量 KGS
SK50-SF16- 80K	181.75	80	60.9	19.1	40	50	-	97.5	27	34	-	16	M12*1.0P	M6*1.0P	1	3.1
-120K	221.75	120	100.9	19.1	40	50	-	97.5	27	34	-	16	M12*1.0P	M6*1.0P	2	3.3
-160K	261.75	160	140.9	19.1	40	50	78	97.5	27	34	42	16	M12*1.0P	M6*1.0P	3	3.5
-200K	301.75	200	180.9	19.1	40	50	118	97.5	27	34	42	16	M12*1.0P	M6*1.0P	3	3.7
-SF18- 80K	181.75	80	60.9	19.1	40	50	-	97.5	33	42	-	18	M12*1.0P	M6*1.0P	1	3.1
-120K	221.75	120	100.9	19.1	40	50	-	97.5	33	42	-	18	M12*1.0P	M6*1.0P	2	3.3
-160K	261.75	160	140.9	19.1	40	50	-	97.5	33	42	-	18	M12*1.0P	M6*1.0P	3	3.5
-200K	301.75	200	180.9	19.1	40	50	-	97.5	33	42	-	18	M12*1.0P	M6*1.0P	3	3.7
-SF20- 80K	181.75	80	60.9	19.1	42	52	-	97.5	33	42	-	20	M16*1.0P	M6*1.0P	1	3.3
-120K	221.75	120	100.9	19.1	42	52	-	97.5	33	42	-	20	M16*1.0P	M6*1.0P	2	3.5
-160K	261.75	160	140.9	19.1	42	52	-	97.5	33	42	-	20	M16*1.0P	M6*1.0P	3	3.7
-200K	301.75	200	180.9	19.1	42	52	-	97.5	33	42	-	20	M16*1.0P	M6*1.0P	3	3.9
-SF25-100K	201.75	100	80.9	19.1	48	58	-	97.5	44	53	-	25	M16*1.0P	M6*1.0P	1	3.3
-120K	221.75	120	100.9	19.1	48	58	-	97.5	44	53	-	25	M16*1.0P	M6*1.0P	2	3.5
-160K	261.75	160	140.9	19.1	48	58	-	97.5	44	53	-	25	M16*1.0P	M6*1.0P	3	3.7
-200K	301.75	200	180.9	19.1	48	58	-	97.5	44	53	-	25	M16*1.0P	M6*1.0P	3	3.9
-SF32-100K	201.75	100	80.9	19.1	52	62	-	97.5	44	53	-	32	M16*1.0P	M6*1.0P	1	3.4
-120K	221.75	120	100.9	19.1	52	62	-	97.5	44	53	-	32	M16*1.0P	M6*1.0P	2	3.6
-160K	261.75	160	140.9	19.1	52	62	-	97.5	44	53	-	32	M16*1.0P	M6*1.0P	3	3.8
-200K	301.75	200	180.9	19.1	52	62	-	97.5	44	53	-	32	M16*1.0P	M6*1.0P	3	4

规格说明:

SK50 - SF - 16 - 80K

- L1 长度 Length (L1)
- 刀杆直径 Diameter
- 功能代号 Holder type
- 锥柄形式 Taper size



版权所有 翻印必究 ALL RIGHTS RESERVED

产品不断改进，当外形与参数变更时，均以实物为准，恕不另行通知

PRODUCTS ARE IMPROVED CONTINUOUSLY, EVERYTHING IS IN ACCORDANCE WITH PRACTICALITY UNDER CHANGED OUTLINE AND PARAMETER, AND WITHOUT STILL FURTHER NOTICE.



山东欧诺威数控刀具有限公司

山东省济宁市泗水县泉源大道与金工一路交互处

国内销售专线:

TEL: 400-697-5558

E-mail: sales@ounuowei.com

ounuowei.1688.com

www.onwcnc.com

外贸销售专线:

TEL: 0086 537 6598237

FAX: 0086 537 6598237

E-mail: md3rd@ounuowei.com

ounuowei.en.alibaba.com

www.ounuowei.com